



Universidad de San Carlos de Guatemala
Facultad de Ingeniería
Escuela de Ingeniería Eléctrica

**PROPUESTA PARA BALANCEAR CARGA
EN SUBESTACIÓN SANARATE BARRA 13,8KV**

Erick Alberto Berganza Cardona

Asesorado por el Ing. Manuel Francisco Carías Bonilla

Guatemala, febrero de 2014

UNIVERSIDAD DE SAN CARLOS DE GUATEMALA



FACULTAD DE INGENIERÍA

**PROPUESTA PARA BALANCEAR CARGA
EN SUBESTACIÓN SANARATE BARRA 13,8KV**

TRABAJO DE GRADUACIÓN

PRESENTADO A LA JUNTA DIRECTIVA DE LA
FACULTAD DE INGENIERÍA

POR

ERICK ALBERTO BERGANZA CARDONA

ASESORADO POR EL ING. MANUEL FRANCISCO CARÍAS BONILLA

AL CONFERÍRSELE EL TÍTULO DE

INGENIERO ELECTRICISTA

GUATEMALA, FEBRERO DE 2014

UNIVERSIDAD DE SAN CARLOS DE GUATEMALA
FACULTAD DE INGENIERÍA



NÓMINA DE JUNTA DIRECTIVA

DECANO	Ing. Murphy Olympo Paiz Recinos
VOCAL I	Ing. Alfredo Enrique Beber Aceituno
VOCAL II	Ing. Pedro Antonio Aguilar Polanco
VOCAL III	Inga. Elvia Miriam Ruballos Samayoa
VOCAL IV	Br. Walter Rafael Véliz Muñoz
VOCAL V	Br. Sergio Alejandro Donis Soto
SECRETARIO	Ing. Hugo Humberto Rivera Pérez

TRIBUNAL QUE PRACTICÓ EL EXAMEN GENERAL PRIVADO


DECANO	Ing. Murphy Olympo Paiz Recinos
EXAMINADOR	Ing. José Guillermo Bedoya Ramos
EXAMINADOR	Ing. Adolfo René Hernández Hernández
EXAMINADOR	Ing. Armando Alonso Rivera Carrillo
SECRETARIO	Ing. Hugo Humberto Rivera Pérez

HONORABLE TRIBUNAL EXAMINADOR

En cumplimiento con los preceptos que establece la ley de la Universidad de San Carlos de Guatemala, presento a su consideración mi trabajo de graduación titulado:

PROPUESTA PARA BALANCEAR CARGA EN SUBESTACIÓN SANARATE BARRA 13,8KV

Tema que me fuera asignado por la Dirección de la Escuela de Ingeniería Mecánica Eléctrica, con fecha 26 de febrero del 2010.



Erick Alberto Berganza Cardona

Guatemala, 20 de octubre de 2011


Ing. Jorge Luis Pérez Rivera
Coordinador Área de potencia
Escuela Mecánica-Eléctrica
Facultad de Ingeniería
Presente.

Estimado ingeniero Pérez:

De acuerdo con lo establecido por parte de la dirección de escuela, me permito informarle que he tenido a bien asesorar el trabajo de graduación titulado: **“PROPUESTA PARA BALANCEAR CARGA EN SUBESTACION SANARATE BARRA 13.8 kV.”**, desarrollado por el estudiante ERICK ALBERTO BERGANZA CARDONA, Carné: 2003-13167 y, encontrándolo satisfactorio en su contenido y resultados, me permito dar aprobación al mismo remitiéndole a esa coordinación para el tramite pertinente, en el entendido que el Autor y este Asesor somos responsables del contenido y conclusiones del trabajo.

Me es grato suscribirme sin otro particular.

Atentamente.

f. 
Ing. Manuel Carías
Asesor

Manuel Carías

Ingeniero Electricista
Colegiado # 5522



REF. EIME 61. 2013.

El Director de la Escuela de Ingeniería Mecánica Eléctrica, después de conocer el dictamen del Asesor, con el Visto Bueno del Coordinador de Área, al trabajo de Graduación de la estudiante; ERICK ALBERTO BERGANZA CARDONA titulado: PROPUESTA PARA BALANCEAR CARGA EN SUBESTACIÓN SANARATE BARRA 13.8 kV, procede a la autorización del mismo.


Ing. Guillermo Antonio Puente Romero



GUATEMALA, 28 DE AGOSTO 2,013.



Ref. EIME 61. 2013
Guatemala, 24 de MAYO 2013.

Señor Director
Ing. Guillermo Antonio Puente Romero
Escuela de Ingeniería Mecánica Eléctrica
Facultad de Ingeniería, USAC.

Señor Director:

**Me permito dar aprobación al trabajo de Graduación titulado:
PROPUESTA PARA BALANCEAR CARGA EN SUBESTACIÓN
SANARATE BARRA 13.8 kV, de la estudiante Erick Alberto
Berganza Cardona que cumple con los requisitos establecidos para tal
fin.**

Sin otro particular, aprovecho la oportunidad para saludarle.

Atentamente,
ID Y ENSEÑAD A TODOS

Ing. Francisco Javier González López
Coordinador Área Potencia




S/O



El Decano de la Facultad de Ingeniería de la Universidad de San Carlos de Guatemala, luego de conocer la aprobación por parte del Director de la Escuela de Ingeniería Mecánica Eléctrica, al trabajo de graduación titulado: **PROPUESTA PARA BALANCEAR CARGA EN SUBESTACIÓN SANARATE BARRA 13,8KV**, presentado por el estudiante universitario: **Erick Alberto Berganza Cardona**, autoriza la impresión del mismo.

IMPRÍMASE.



Ing. Murphy Olympto Paiz Recinos
Decano

Guatemala, febrero de 2014

/cc

ACTO QUE DEDICO A:

Dios	Por brindarme la oportunidad de vivir y darme la sabiduría para concluir el presente trabajo.
Mis padres	José Rafael Berganza e Irma Esperanza Cardona, ya que gracias a su esfuerzo y sacrificio tuve la oportunidad de estudiar y concluir esta carrera.
Mi esposa	Ana Michelle Valdés, por el apoyo brindado en estos años, alentándome a seguir adelante y cumplir con los objetivos y metas propuestas.
Mi hija	Ana Sofía Berganza Valdés, por ser la fuente de inspiración, de motivación y de muchas alegrías en mi vida.
Mi familia	Juan Carlos, José Estuardo, Irma Verónica y a María Ramona, por su cariño y apoyo incondicional en todas las etapas de mi vida.
Mis amigos y compañeros de la Facultad de Ingeniería	Por los momentos de lucha y sacrificio y a la Facultad, por ser la fuente de conocimientos técnicos y científicos.

AGRADECIMIENTOS A:

- Dios** Por brindarme siempre lo necesario para desarrollarme como persona y por darme el conocimiento para realizar este trabajo.
- Mis padres** Quienes con sus ejemplos me han instruido desde pequeño para ser un buen ciudadano.
- Mi familia** Por brindarme todo su apoyo y colaboración incondicionalmente.
- Todos mis maestros y catedráticos** Por compartirme sus valiosos conocimientos.
- Mis amigos** Por todos los buenos momentos compartidos.

ÍNDICE GENERAL

ÍNDICE DE ILUSTRACIONES	V
LISTA DE SÍMBOLOS	VII
GLOSARIO	IX
RESUMEN	XIII
OBJETIVOS	XV
INTRODUCCIÓN	XVII
1. GENERALIDADES	1
1.1. Planteamiento del problema	1
1.2. Justificación	2
1.3. Marco teórico	2
1.3.1. Sistemas de distribución de electricidad.....	2
1.3.2. Clasificación de los sistemas de distribución.....	3
1.3.2.1. Sistemas de distribución industrial	3
1.3.2.2. Sistemas de distribución comercial	3
1.3.2.3. Sistemas de distribución urbana	4
1.3.2.4. Sistemas de distribución rural	4
1.3.3. Equipo de medición utilizado en líneas de distribución.....	5
1.3.3.1. Circuitos QNA 412	5
1.3.3.2. Pinza Amperimétrica (<i>ampstik</i>).....	6
1.3.3.3. Registrador de carga (<i>amcorder</i>).....	7
1.3.3.4. Kilovoltímetro (<i>voltstik</i>)	9
1.3.3.5. Reconectador.....	11
1.3.3.5.1. Beneficios	12

	1.3.3.5.2.	Controlador para Form 6	14
1.3.4.		Problemas causados por desbalance	16
	1.3.4.1.	Corriente de desbalance.....	16
	1.3.4.2.	Efectos de la corriente de desbalance .	18
	1.3.4.2.1.	Pérdidas por efecto Jouleen el conductor de neutro	18
	1.3.4.2.2.	Implicaciones en las protecciones del circuito	19
	1.3.4.2.3.	Deterioro de los devanados del transformador de potencia	19
2.		BALANCE DE CARGA	21
	2.1.	Balance	21
	2.1.1.	¿Cómo balancear un circuito de distribución?	21
	2.1.1.1.	Salida de media tensión Sanarate	22
	2.1.1.2.	Factor de potencia	24
	2.1.1.2.1.	Factor de potencia SMT Sanarate	25
	2.1.1.2.2.	Operación del banco de capacitores	27
	2.1.1.3.	Perfiles de carga.....	29
	2.1.1.4.	Desbalance de corriente	30
	2.1.1.4.1.	Tolerancia para el desbalance de corriente	31
	2.1.1.4.2.	Cálculo de desbalance..	31

	2.1.1.5.	Análisis de carga de SMT Sanarate	33
		2.1.1.5.1. Equipo de medición utilizado	34
	2.1.1.6.	Tipos de carga	37
		2.1.1.6.1. Luminarias.....	37
		2.1.1.6.2. Carga urbana	37
		2.1.1.6.3. Carga rural	37
	2.1.1.7.	Análisis de valores	38
	2.1.1.8.	Movimientos a realizar	45
	2.1.1.9.	Distribución de cargas.....	46
		2.1.1.9.1. Toma de datos	46
		2.1.1.9.2. Distribución de cargas SMT Sanarate	47
3.		PROPUESTA DE MEJORA	51
	3.1.	Derivación No. 24 San Miguel Conacaste.....	51
	3.2.	Comparación entre punto 1 <i>versus</i> punto 2	54
	3.3.	Problemas encontrados	57
	3.4.	Diseño de trabajos.....	58
		3.4.1. Material a utilizar	59
	3.5.	Presupuesto	61
4.		ANÁLISIS ECONÓMICO.....	63
	4.1.	Diagrama de flujo en efectivo	63
	4.2.	Valor Actual Neto.....	64
	4.3.	Tasa Interna de Retorno	65
	4.4.	Análisis económico del proyecto.....	65
		4.4.1. Cálculo de penalización de SMT Sanarate.....	67
		4.4.2. Diagrama de flujo y Valor Actual Neto.....	69

4.4.2.1.	Flujo de caja	70
4.4.3.	Diagrama de flujo	71
4.5.	Análisis de resultados	72
CONCLUSIONES		73
RECOMENDACIONES		75
BIBLIOGRAFÍA		77
ANEXOS		79

ÍNDICE DE ILUSTRACIONES

FIGURAS

1.	Imagen de una red de Distribución.....	4
2.	Circuitor QNA 412	6
3.	Pinza amperimétrica	7
4.	Registrador de carga.....	9
5.	Kilovoltiméto	11
6.	Reconectador Nova	13
7.	Controlador para Form 6.....	15
8.	Conexión estrella	16
9.	Esquema para la corriente de desbalance	17
10.	Datos del ramal.....	23
11.	Imagen de SMT Sanarate	23
12.	Triángulo de Potencia	25
13.	Energía reactiva.....	26
14.	Banco de capacitores.....	26
15.	Conexión estrella aterrizada, banco de capacitores	28
16.	Perfil de carga de SMT Sanarate	29
17.	Reconectador COOPER F6	34
18.	Corriente promedio de SMT Sanarate.....	36
19.	Tipos de carga	38
20.	Valores de corriente por derivación.....	47
21.	Puntos de medición.....	52
22.	Corriente Derivación SMC.....	54
23.	Punto 1 <i>versus</i> punto 2	55

24.	Estructura # 3	57
25.	Diagrama de Flujo	63
26.	Diagrama de flujo de SMT Sanarate	72

TABLAS

I.	Desbalance de corriente	33
II.	Promedio de mediciones de SMT Sanarate.....	35
III.	Carga Luminarias (00:00 a 05:30)	39
IV.	Movimientos a realizar en carga luminarias	41
V.	Carga urbana (06:00 a 18:00).....	42
VI.	Movimiento a realizar en carga urbana	43
VII.	Carga Rural (18:00 a 24:00)	44
VIII.	Movimientos a realizar en Carga Rural	45
IX.	Movimientos a realizar	46
X.	Estructura de salida de media tensión Sanarate.....	48
XI.	Mediciones derivación San Miguel Conacaste.....	53
XII.	Estructura derivación SMC	56
XIII.	Material para conversión de monofásica a trifásica	60
XIV.	Presupuesto	61
XV.	Valorización de la energía según el grado de desviación a las tolerancias establecidas	66
XVI.	Penalización SMT Sanarate	68
XVII.	Presupuesto	69
XVIII.	Egresos e ingresos	70
XIX.	Flujo de caja	71

LISTA DE SÍMBOLOS

Símbolo	Significado
A	Amperios
c.a.	Corriente alterna
RMS	En electricidad y electrónica, en corriente alterna, al valor cuadrático medio (en inglés <i>root mean square</i> , abreviado RMS o rms), de una corriente variable se denomina valor eficaz y se define como el valor de una corriente rigurosamente constante (corriente continua).
km	Kilómetros.
SMT	Salida de Media Tensión.
SNI	Sistema Nacional Interconectado.
Kwh	Unidad de energía expresada en forma de unidades de potencia por tiempo.
kVA	Unidad de potencia aparente y de la potencia compleja de un aparato eléctrico.
V	Voltios.

GLOSARIO

ACSR	Cable aluminio con núcleo variable de acero, permite alcanzar la dureza deseada sin perjudicar la corriente máxima que puede soportar el cable.
Arco eléctrico	Se denomina arco eléctrico o también arco voltaico a la descarga eléctrica que se forma entre dos electrodos sometidos a una diferencia de potencial y colocados en el seno de una atmósfera gaseosa enrarecida, normalmente a baja presión, o al aire libre.
Bifásico	Un sistema bifásico es un sistema de producción y distribución de energía eléctrica basado en dos.
Corriente	La corriente o intensidad eléctrica es el flujo de carga por unidad de tiempo que recorre un material.

Dieléctrico	Se denomina dieléctrico al material mal conductor de electricidad, por lo que puede ser utilizado como aislante eléctrico, y además si es sometido a un campo eléctrico externo, puede establecerse en él un campo eléctrico interno, a diferencia de los materiales aislantes con los que suelen confundirse.
Efecto Joule	Relativo a la energía que disipa un material por el que circula corriente eléctrica.
Impedancia	Es la oposición al paso de la corriente alterna. A diferencia de la resistencia, la impedancia incluye los efectos de acumulación y eliminación de carga (capacitancia) e/o inducción magnética (inductancia). Este efecto es apreciable al analizar la señal eléctrica implicada en el tiempo.
Monofásico	Es un sistema de producción, distribución y consumo de energía eléctrica formado por una única corriente alterna o fase y por lo tanto todo el voltaje varía de la misma forma.
NESC	National Electrical Safety Code® (NESC®)
Resistencia	Se le llama resistencia eléctrica a la mayor o menor oposición que tienen los electrones para desplazarse a través de un conductor.

SCADA

Acrónimo de Supervisory Control And Data Acquisition (Supervisión, Control y Adquisición de Datos) es un software para ordenadores que permite controlar y supervisar procesos industriales a distancia.

Sistema trifásicos

Sistema de producción, distribución y consumo de energía eléctrica formado por tres corrientes alternas monofásicas de igual frecuencia y amplitud (y por consiguiente, valor eficaz) que presentan una cierta diferencia de fase entre ellas, en torno a 120° , y están dadas en un orden determinado.

Sobrecorriente

Es un exceso del valor nominal de corriente.

Telecontrol

Consiste en el envío y recepción de indicaciones a distancia mediante un enlace de transmisión (por ejemplo, a través de cables, radio, dirección IP.).

Tensión eléctrica

La tensión eléctrica o diferencia de potencial (también denominada voltaje) es una magnitud física que cuantifica la diferencia de potencial eléctrico entre dos puntos.

RESUMEN

En el presente trabajo de graduación se muestra un estudio sobre la estructura y el comportamiento de la carga del circuito Sanarate 13,8 kV de la red de la Distribuidora de Electricidad de Oriente S.A.

Los efectos de la corriente de desbalance son especialmente significativos en la pérdida de energía y en las penalizaciones otorgadas según la normativa vigente.

Se realiza un estudio para modificar la estructura de la red de distribución actual con el fin de mantener el circuito balanceado y evitar la penalización por mantener un circuito fuera de los límites establecidos.

En la parte final se analiza económicamente la viabilidad de realizar una modificación sobre la estructura del circuito actual.

OBJETIVOS

General

Proponer una solución para mantener los niveles de corrientes balanceadas sobre la barra 13,8 kV de la Subestación Sanarate.

Específicos

1. Presentar el comportamiento de los diferentes tipos de carga y su influencia sobre el circuito.
2. Proponer una metodología de solución al problema, que cumpla con los requisitos técnicos y económicos del medio en que se efectúa la investigación.
3. Realizar un estudio técnicoeconómico que proporciones una solución viable al desbalance de carga presente en la barra 13,8 kV de la Subestación Sanarate.

INTRODUCCIÓN

El desbalance de corriente en circuitos eléctricos causa serios problemas en los elementos conectados al sistema, incrementa las pérdidas de energía y deteriora los conductores. Un sistema eléctrico trifásico desbalanceado consiste en tener valores de corrientes muy diferentes en cada uno de las fases o conductores. En los circuitos de distribución de energía eléctrica a menudo se encuentran circuitos que tienen una fase alimentando la mayor parte de la carga del circuito, esto hace que la corriente que circule por él sea mucho mayor a la de las otras 2 fases o conductores.

Una corriente muy alta incrementa las pérdidas por efecto Joule, necesita elementos de protección y maniobra más robustos, afectalos transformadores de potencia y a los generadores. Es por estas razones que es de mucha importancia mantener niveles de corriente balanceados, en la Comisión Nacional de Energía Eléctrica se establecieron los niveles de desbalance tolerables en los sistemas de distribución y transporte de energía eléctrica.

Debido a los problemas que ocasiona el tener sistemas no ideales, hay normas y penalizaciones para las empresas distribuidoras y transportistas que obligan a las mismas a velar constantemente que sus líneas o sistemas se encuentren bajo los límites de tolerancia establecidos.

1. GENERALIDADES

La generación, el transporte y la distribución de energía eléctrica en Guatemala y en muchos países se realizan con sistemas trifásicos. El funcionamiento ideal de estos sistemas es cuando cada una de las fases tiene las mismas características de carga que las otras dos. En un escenario real, el tener cargas iguales en cada una de las fases es muy difícil, más cuando se está alimentando carga en el área rural.

1.1. Planteamiento del problema

El desbalance de corriente en los circuitos de distribución afectan a los equipos de protección y maniobra, transformadores de potencia y generadores. Es por esta razón que es importante mantener los niveles de corriente dentro de los valores establecidos para no afectar los demás elementos que interactúan en la red eléctrica.

Las líneas de distribución que se encuentran funcionando en el territorio nacional, la mayor parte de su extensión es monofásico, debido a que las cargas en las áreas rurales son muy dispersas y pequeñas. El construir y mantener circuitos bifásicos y trifásicos para este tipo de áreas es muy costoso y poco atractivo para las empresas distribuidoras de electricidad.

En las normas NTCSTS (Normas Técnicas de Control del Sistema de Transporte y Sanciones), se encuentra definidos los periodos de control y valores permitidos de corriente en los circuitos de distribución. Se define también la forma de penalizar a las empresas que no cumplan con los

parámetros establecidos en ellas y que afecten los equipos de los demás participantes del SNI (Sistema Nacional Interconectado).

1.2. Justificación

Se hace necesaria la intervención para mantener los circuitos de distribución balanceados y evitar el estar pagando indemnizaciones mensuales por tener registros fuera de los límites establecidos en las normas.

1.3. Marco teórico

El desbalance de corriente en circuitos eléctricos causa serios problemas en los elementos conectados al sistema, incrementa las pérdidas de energía y deteriora los conductores. Un sistema eléctrico trifásico desbalanceado consiste en tener valores de corrientes muy diferentes en cada uno de las fases o conductores. En los circuitos de distribución de energía eléctrica a menudo se encuentran circuitos que tienen una fase alimentando la mayor parte de la carga del circuito, esto hace que la corriente que circule por él sea mucho mayor a la de las otras 2 fases o conductores.

1.3.1. Sistemas de distribución de electricidad

Un sistema de distribución de energía eléctrica es un conjunto de equipos que permiten energizar en forma segura y confiable un número determinado de cargas, en distintos niveles de tensión ubicados generalmente en diferentes lugares.

1.3.2. Clasificación de los sistemas de distribución

Dependiendo de las características de las cargas, los volúmenes de energía involucrados, y las condiciones de confiabilidad y seguridad con que deban operar, los sistemas de distribución se clasifican en:

- Industriales
- Comerciales
- Urbana
- Rural

1.3.2.1. Sistemas de distribución industrial

Comprende a los grandes consumidores de energía eléctrica, tales como las industrias del acero, químicas, petróleo, papel, etc.; que generalmente reciben el suministro eléctrico en alta tensión. Es frecuente que la industria genere parte de su demanda de energía eléctrica mediante procesos a vapor, gas o diesel.

1.3.2.2. Sistemas de distribución comercial

Es un término colectivo para sistemas de energía existentes dentro de grandes complejos comerciales y municipales, tales como edificios de gran altura, bancos, supermercados, escuelas, aeropuertos, hospitales, puertos, etc. Este tipo de sistemas tiene sus propias características, como consecuencia de las exigencias especiales en cuanto a seguridad de las personas y de los bienes, por lo que generalmente requieren de importantes fuentes de respaldo en casos de emergencia.

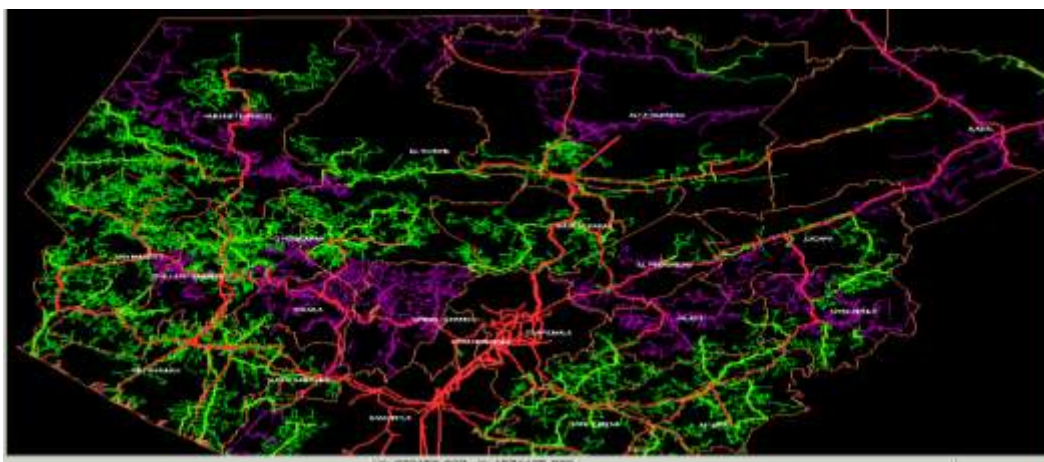
1.3.2.3. Sistemas de distribución urbana

Alimenta la distribución de energía eléctrica a poblaciones y centros urbanos de gran consumo, pero con una densidad de cargas pequeña. Son sistemas en los cuales es muy importante la adecuada selección en los equipos y el dimensionamiento.

1.3.2.4. Sistemas de distribución rural

Estos sistemas de distribución se encargan del suministro eléctrico a zonas de menor densidad de cargas, por lo cual requiere de soluciones especiales en cuanto a equipos y a tipos de red. Debido a las distancias largas y las cargas pequeñas, es elevado el costo del kWh consumido. En muchos casos es justificado, desde el punto de vista económico, la generación local, en una fase inicial, y solo en una fase posterior, puede resultar económica y práctica la interconexión para formar una red grande.

Figura 1. **Imagen de una red de distribución**



Fuente: DEOCSA – DEORSA, imagen Base de Datos de Instalaciones (BDI) 2012.

1.3.3. Equipo de medición utilizado en líneas de distribución

Medición de energía eléctrica es la técnica para determinar el consumo de energía eléctrica en un circuito o servicio eléctrico. La medición de la energía eléctrica es una tarea del proceso de distribución eléctrica y permite calcular el costo de la energía consumida con fines domésticos y comerciales.

La medición eléctrica comercial se lleva a cabo mediante el uso de un medidor de consumo eléctrico o contador eléctrico. Los parámetros que se miden en una instalación generalmente son el consumo en *kilovatio-hora* o *kilowatt-hora*, la demanda máxima, la demanda base, la demanda intermedia, la demanda pico, el factor de potencia y en casos especiales la aportación de ruido eléctrico o componentes armónicos a la red de la instalación o servicio medido.

1.3.3.1. Circuito QNA 412

El analizador de calidad QNA-412 es un equipo especialmente diseñado para el análisis de la calidad de suministro eléctrico.

Además de las entradas de tensión (aisladas mediante transformadores), dispone de 4 entradas de corriente (3 fases+Neutro). Esto hace que además del cálculo de la calidad de suministro, el QNA-412 sea utilizado como analizador de redes. La batería interna del equipo permite realizar medidas frente a cualquier evento de caída de tensión (interrupción o hueco).

El QNA-412 dispone de tres entradas de tensión de c.a. que permiten analizar simultáneamente la tensión de las tres fases y la frecuencia de una determinada red (calidad de suministro).

Figura 2. **Circuitor QNA 412**



Fuente: DEOCSA – DEORSA, Archivo de Equipos de Medición y Control.

1.3.3.2. Pinza Amperimétrica (Ampstik)

La pinza amperimétrica es fácil de usar y proporciona información precisa para cualquiera que trabaje con media y alta tensión. Se le da al personal de línea las respuestas correctas para que tengan la capacidad de tomar decisiones en el campo. Este equipo es utilizado por el personal en campo para conocer el valor instantáneo de la corriente que circula por un conductor determinado. Es muy fácil de usar, se fija a la punta de una pértiga universal para mantener una distancia segura entre operario y línea.

Las especificaciones y características del equipo están definidos por el modelo y marca, para este estudio se utilizó una pinza marca SensorLink con las siguientes características:

Especificaciones:

- Margen de funcionamiento
- Voltaje: 0-69 kV
- Corriente: 1-2000 A
- Precisión: $\pm 1\%$
- Frecuencia: 60 Hz (57 to 63 Hz)

Figura 3. **Pinza amperimétrica**



Fuente: Sensor Link, Catálogo de equipo 2011.

1.3.3.3. Registrador de carga (*Amcorder*)

El Registrador de Carga (*Amcorder*) utiliza la tecnología de sensor mismo que el original *Ampstik*. El verdadero sensor inductivo RMS no utiliza materiales magnéticos y no tiene partes móviles. La apertura de la electrónica del sensor está cerrada y las corrientes externas son rechazadas por vía electrónica. La exactitud, la corriente externa de rechazar, y la gama de corrientes medidas por el sensor amplificador patentado supera sustancialmente el rendimiento de los mejores sensores de pinza.

La característica clave de la unidad es la habilidad de dejarlo instalado en la línea, puede registrar lecturas de corriente cada 15 minutos durante 30 días.

Se conecta fácilmente a la línea con un estilo escopeta estándar utilizando una pértiga universal. Una vez en la línea, inmediatamente empieza a recoger y registrar la corriente de carga en la línea. La carcasa del registrador de carga esta hecha de uretano y esta diseñado para operar de forma segura, incluso en entornos de mucha contaminación ambiental. Es resistente a los golpes, repele el agua y no es susceptible a las llamas. También opera en un amplio rango de temperaturas. El registrador de carga tiene un mosquetón de uretano de ensamblaje frontal, que permite que se bloquee en la línea de forma segura en cualquier condición climática.

Es de fácil instalación, un solo operario puede hacer la instalación del equipo en líneas. La conexión a la computadora se realiza por medio de un sensor infrarrojo es necesario instalar el software en su PC para poder visualizar la información y programar los intervalos de tiempo en el que se desea realizar las mediciones.

Especificaciones:

- Margen de funcionamiento
- Voltaje: 0 – 69 kV
- Corriente: 1 a 1000 A
- Precisión: $\pm 1\%$
- Frecuencia: 47 a 63 Hz

Figura 4. **Registrador de carga**



Fuente: Sensor Link, Catálogo de equipo 2011.

1.3.3.4. Kilovoltímetro(*Voltstik*)

El Kilovoltímetro (*Voltstik*) es un voltímetro de tensión de distribución diseñados para su uso en las líneas y en subestaciones. Este medidor se utiliza en una línea mediante el uso de una pértiga y el adaptador universal de sujeción.

Es capaz de medir la tensión de fase a fase y fase a tierra. Este instrumento de alta impedancia es una excelente opción para resolver los múltiples problemas asociados con la operación de un sistema de media tensión. Sus principales aplicaciones se definen en tres grupos: la confirmación de seguridad de la tensión presente, la solución de problemas de tensión y la eliminación gradual.

El kilovoltímetro ofrece la posibilidad para el usuario de medir el potencial de cualquiera de los dos puntos dentro de un sistema de distribución de media tensión.

El adaptador universal de pértiga y la estructura interna del kilovoltímetro están hechas de un vaso largo, reforzado con fibra de poliuretano termoplástico llamado Celstran ®. Este polímero de la era espacial no es conductor y es extremadamente fuerte. El cable utilizado para hacer la conexión de dos puntos tiene una potencia de 40 000 voltios de corriente continua, con una tensión de ruptura de 80 000 voltios. La carcasa esta hecha de uretano y construido para operar en forma segura, incluso en entornos de servicios públicos graves.

Al igual que la pinza amperimétrica, sus características varían según el modelo y marca, para el caso de este estudio se utilizó un equipo SensorLink. Para la utilización de este equipo se requieren de 2 pértigas universales, en la primera se fija el equipo y en la segunda un accesorio con cable que esta conectado con el equipo principal, el segundo es necesario para tener una referencia de voltaje, ya sea que se mida de fase a tierra o entre fases.

Especificaciones:

- Voltaje: 0-37 kV
- Tensión 0-37 kVAC: 1 volt
- Precisión: $\pm 1\%$

Figura 5. **Kilovoltimétro**



Fuente: SensorLink, Catálogo de equipo 2011.

1.3.3.5. Reconectador

El reconectador es el equipo utilizado para conectar una salida de media tensión a la barra en la Subestación. Este equipo brinda la protección necesaria en caso de fallas y también la opción de hacer maniobras telecontroladas o manuales al personal de mantenimiento. En el caso de Distribuidora de Electricidad de Oriente S.A. (DEORSA), utiliza el reconectador NOVA de Cooper PowerSystems como interruptor principal en las salidas de Media tensión en 13.8 kV y 34.5 kV.

La clave de los reconectores NOVA es la combinación exitosa de dos tecnologías de utilidad comprobada: la encapsulación en polímero epoxi-cicloalifático y el interruptor al vacío de alto rendimiento. El interruptor al vacío de campo magnético axial fabricado por Cooper es uno de los más avanzados del mundo.

Los reconectores trifásicos automáticos y electrónicamente controlados Kyle tipo Nova, de Cooper PowerSystems, proporcionan protección de sobrecorriente en forma confiable y económica, con sistemas de medición y automatización para circuitos de distribución hasta 34.5 kV.

El reconector NOVA combina interruptores de polímero sólido cicloalifáticoepóxico encapsulados al vacío con un mecanismo de operación confiable y liviano utilizando un actuador magnético que entrega el tiempo de vida de operación libre de problemas.

El sistema de interruptores al vacío encapsulados en polímero no necesita de dieléctricos gaseosos, líquidos o espumosos, gracias a su sistema magnético.

1.3.3.5.1. Beneficios

- Disminuye los costos de instalación, operación, entrenamiento y mantenimiento del sistema de distribución eléctrica.
- Resistencia a la humedad y goteos previniendo posibles pérdidas de corriente que deterioran el nivel de resistencia dieléctrica.
- Resistencia a los rayos UV, incluso en climas más duros, manteniendo la superficie lo más prolija posible.
- Altamente resistente al ozono, oxígeno y contaminación. Resistencia a la tensión y flexión, reduciendo la fragmentación.

- Recuperación de formación de arcos, ya que estos reconectores minimizan el efecto de éstos.
- Interrupción al vacío rápida y de baja formación de arcos eléctricos, mayor tiempo de vida útil de contactos.
- Elasticidad, resistencia a roturas y su propagación. Su diseño y material lo hace muy resistente a roturas y no permite su propagación.
- Superficie durable, debido a que el polímero cicloalifálicoepóxico es altamente resistente a contaminantes y a descargas disruptivas bajo condiciones de contaminación extrema, reduciendo los costos asociados de reparación que ello implica.

Figura 6. **Reconector Nova**



Fuente: Cooper PowerSystems, Catálogo 2011.

1.3.3.5.2. Controlador para Form 6

Este dispositivo es el cerebro del reconectador brinda el soporte tecnológico para estandarizar la protección del sistema de distribución. Sus principales beneficios son:

- Panel frontal programable

De fácil manejo con pantalla LCD posee un sistema de menús de despliegue inmediato (evita desplazarse por submenús) que permiten controlar e interrogar al reconectador de forma simple; la parte superior del panel es para programar el control y la parte inferior para funciones de operación críticas. Además cuenta con teclas para análisis de forma directa y ejecutar funciones presionando una sola tecla, evitando realizar alguna conexión a PCs, reduce costos de operación y facilita el acceso a los parámetros del sistema y entrega valores muy exactos

- Trabajo en líneas vivas :método de trabajo en líneas vivas para protegerlas en caso de fallas, bajo el estándar NESC 442.E, el cual se puede activar por el panel, a través de comunicación serial o por un comando de SCADA.
- Arranque con carga fría: puede alternar protecciones para servicios de restauración cuando ocurre un apagón en el sistema. El usuario puede configurar una curva de tiempo corriente para ser usada durante el arranque con carga fría, según la secuencia de operación que se quiera programar.

- Indicadores de falla: son provistos en el control Form6, ya sea para cada fase, tierra y para fallas de tierra sensitiva. Los indicadores de falla pueden señalar las corrientes de falla de una o más fases, configurándolos para que sean reseteadas manualmente o de forma automática.
- Perfiles de protección: es posible realizar funciones de protección avanzadas gracias a la inclusión de múltiples perfiles de protección, aumentando la flexibilidad y versatilidad del reconectador.
- Software de operación Proview™: es un software para realizar una completa configuración de los reconectadores, de muy fácil manejo para el usuario, con pantallas detalladas de ayuda, de lógica programable simplificada. Para interactuar con este software se puede conectar por 2 vías: puerto RS-232 y módem.

Figura 7. **Controlador para Form 6**

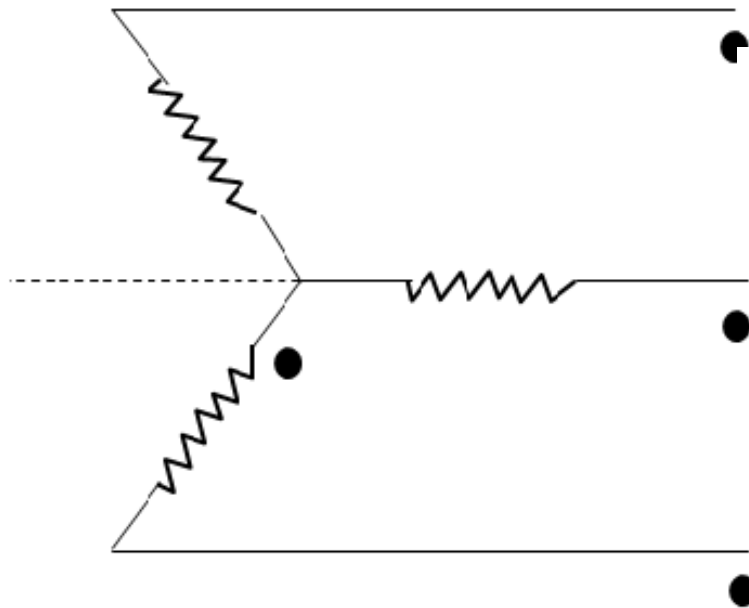


Fuente: Cooper PowerSystems, Catálogo 2011.

1.3.4. Problemas causados por desbalance

Debido a que la carga predominante en los sistemas de distribución es monofásica, la conexión en el secundario de los transformadores de potencia es en Estrella. La configuración en estrella presenta un cuarto conductor en cual es llamado neutro que servirá de referencia para las tensiones de línea a neutro y para conducir las corrientes de desbalance y falla.

Figura 8. **Conexión estrella**



Fuente: elaboración propia.

1.3.4.1. Corriente de desbalance

La corriente de desbalance o de neutro se puede explicar de una mejor forma observando el esquema de la ilustración 9. De esta figura se observa, que si se toma cada corriente yendo de la fuente a la carga, la corriente de neutro I_N se representa con la siguiente ecuación:

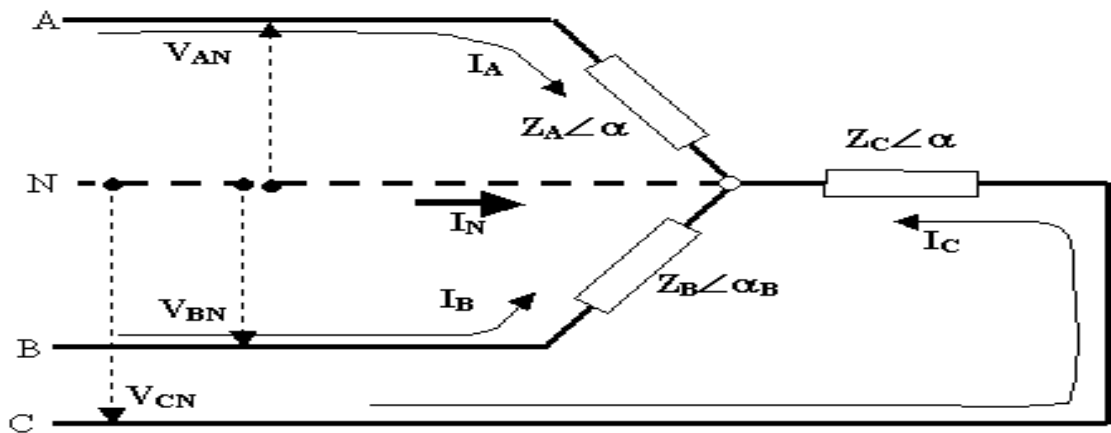
Ecuación 1 corriente de desbalance:

$$I_N = -(I_A + I_B + I_C) \quad (1)$$

Si se tienen las tres impedancias perfectamente balanceadas, lo cual es una condición ideal, $I_N = 0$.

La corriente de neutro es llamada también de desbalance porque representa cualquier diferencia entre un circuito conectado en estrella, en perfecto balance de impedancias de cada fase, y el circuito físico real.

Figura 9. **Esquema para la corriente de desbalance**



Fuente: elaboración propia, con programa AutoCad.

1.3.4.2. Efectos de la corriente de desbalance

Aumento de las pérdidas de potencia y energía eléctrica activa en los elementos del sistema y por ende, del costo de la energía eléctrica: esto se debe a la circulación de una componente de corriente cuyo valor eficaz ocasiona pérdidas en los elementos del sistema por efecto Joule. También el incremento del calentamiento de todos los elementos de la red eléctrica industrial: Como resultado de lo anterior, se producen calentamientos innecesarios en el sistema.

1.3.4.2.1. Pérdidas por efecto Joule en el conductor de neutro

Estas pérdidas se producen debido a la conversión de energía eléctrica en energía térmica o joule. El fenómeno se debe a la resistencia del conductor.

La ecuación para este efecto es:

Ecuación 2 pérdida por efecto Joule:

$$P_{PERD} = I_N^2 * R \quad (2)$$

Donde:

I_N : Valor eficaz de la corriente (en este caso de desbalance), (A)

R: Resistencia al paso de la corriente de desbalance, (Ω)

Como se observa, estas pérdidas dependen del cuadrado del valor eficaz de I_N . El valor eficaz de I_N , dependerá del resultado de la suma de las tres corrientes.

En cuanto a la resistencia R , depende de factores geométricos y de resistividad del material. La resistividad depende de la temperatura y el tipo de material.

1.3.4.2.2. Implicaciones en las protecciones del circuito

Los circuitos en 13,8 kV y 34,5 kV en el área de estudio, están protegidos con reconfiguradores.

El reconfigurador es un dispositivo de protección que detecta corrientes de falla e interrumpe y reconecta el circuito un número programable de veces, luego de lo cual abre definitivamente el mismo. El reconfigurador posee curvas características de disparo a tierra, las cuales son afectadas por altas corrientes de desbalance, ya que pueden ser interpretadas como una falla a tierra por este equipo o dispositivo.

1.3.4.2.3. Deterioro de los devanados del transformador de potencia

Debido a que las corrientes no presentan la misma magnitud en las 3 fases, los bobinados del secundario del transformador de potencia se ven afectados de manera desigual. Esto produce un desgaste y deterioro mucho mayor en la fase que presenta la corriente más elevada. Tomando en cuenta que los transformadores de potencia se solicitan bajo pedido y los tiempos de entrega son muy prolongados, estos deben de protegerse de cualquier problema o deterioro por una mala adecuación de la red.

2. BALANCE DE CARGA

El balance de carga es realizar todo el estudio y trabajos necesarios para mantener un sistema lo más cercano a un escenario ideal. El tener valores de corriente iguales en las tres fases del sistema el mayor tiempo posible.

2.1. Balance

El balance de carga en cualquier circuito eléctrico, hablese de circuitos electrónicos o circuitos de potencia, ayuda a mantener la eficiencia de los circuitos dentro de los valores establecidos. Una red desbalanceada produce efectos negativos sobre los equipos de transformación y generación a los que se encuentra conectados, también se incrementan las perdidas por efecto Joule en el conductor que más carga este alimentando. Por estas razones, dentro de la regulación del servicio de energía eléctrica se encuentra un enunciado en donde se establecen los límites permitidos de desbalance, así como las penalizaciones que se aplican a los entes que no cumplan con estos valores.

2.1.1. ¿Cómo balancear un circuito de distribución?

Esta es una de las muchas preguntas que se realizan al tener problemas por desbalances de corriente en los circuitos de distribución. Para realizar el balance de carga en cualquier circuito es necesario conocer la siguiente información.

- Datos generales del circuito
- Factor de potencia
- Perfiles de carga
- Cálculo de desbalance de corrientes
- Segmentación de carga

Se necesita esta información para tener una visión del problema y los factores que pueden aportar una solución. Para este trabajo se analizará el circuito en media tensión llamado Sanarate.

2.1.1.1. Salida de media tensión Sanarate

Sanarate se encuentra ubicado a 50 kilómetros de ciudad capital, un pueblo donde predomina clase media y pobre, enfocada principalmente en agricultura y ganadería. En este municipio también se encuentran industrias de extracción de cal, para elaboración de cemento. Su red de distribución de energía eléctrica se encuentra energizada por una línea trifásica con nivel de tensión de 13 800 V. Su longitud total es de 35 kilómetros de línea entre trifásica y monofásica. Su línea troncal tiene 2 kilómetros de largo lo cual representa que el 94 por ciento de la línea es monofásico.

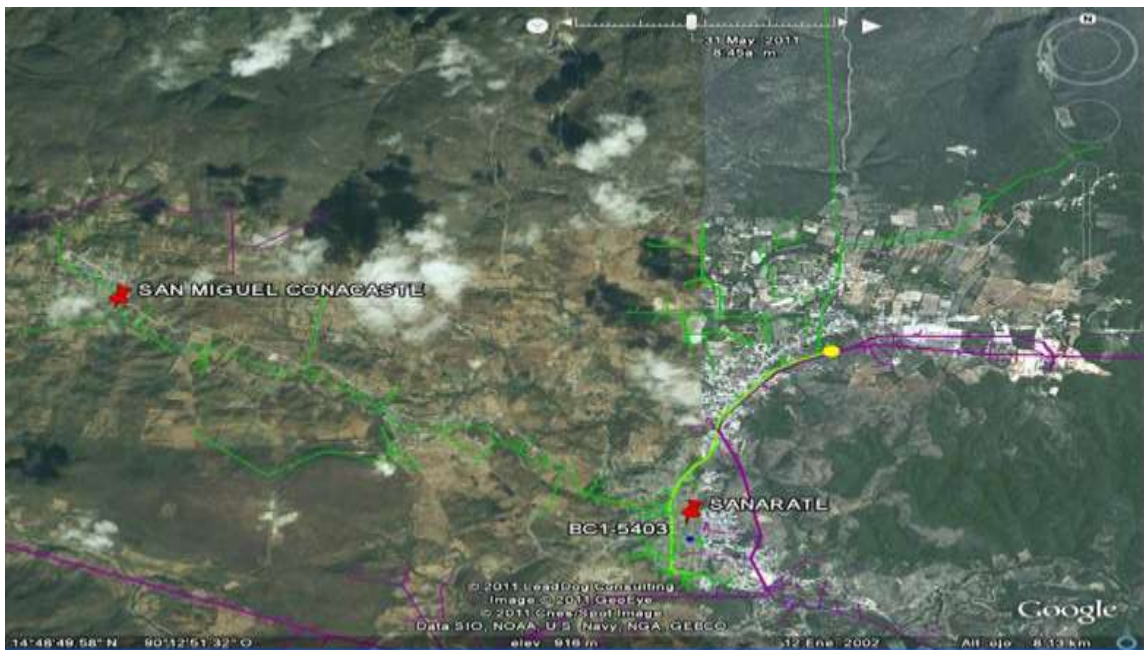
Esta línea tiene una potencia instalada de 3300 kVA, entre potencia rural y urbana. En la figura 10 y 11 se puede ver mayor información de la ubicación y las características de esta línea.

Figura 10. Datos del ramal

Campo	Valor
Código	10000022
Código de Formulario	SMT-5403
Matricula	5403
Propiedad	DEORSA
Potencia instalada en la Salida (kVA)	3300,0
Tensión en Servicio Normal (KV)	13.8 KV (MEDIA TENSION)
Fecha de puesta en servicio	36533
Centro de responsabilidad (Gerencia)	DEORSA
Código COR	CMD
No. mesa responsable	SECTOR NOR ORIENTE II
Nombre de SMT	SANARATE
Descripción	SALIDA DE MEDIA TENSION QUE ALIMENTA SANARATE
Instalación origen (Subestación)	054 SE SANARATE SUBESTACION SANARATE.
Km de línea aérea	39269
Km de línea subterránea	0,0
Cantidad de hilos	3 HILOS + NEUTRO (TRIFASICO)
Potencia Urbana	1830
Potencia Rural	1470
Tipo	A

Fuente: (DEOCSA – DEORSA) Base de Datos de Instalaciones (BDI).

Figura 11. Imagen de SMT Sanarate



Fuente: Google Earth y Base de Datos de Instalaciones (BDI).

Debido a que en todos los circuitos existen diferentes tipos de clientes y todos con un diferente patrón de consumo de energía eléctrica, en estos circuitos estas variaciones pueden causar ciertos problemas en la calidad del servicio que se está entregando. En este tiempo ya no es suficiente suministrar energía eléctrica, sino que este servicio debe de ser bajo ciertos estándares de calidad fijados y monitoreados según las Normas Técnicas de Calidad del Servicio de Transporte y Sanciones, (NTCSTS).

2.1.1.2. Factor de potencia

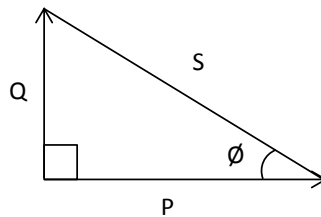
El factor de potencia se define como el cociente de la relación de la potencia activa y la potencia aparente. El valor del f.p. viene determinado por el tipo de cargas conectadas en una instalación. De acuerdo con su definición, el factor de potencia es adimensional y solamente puede tomar valores entre 0 y 1. En un circuito resistivo puro, la intensidad y la tensión están en fase ($\varnothing = 0$), esto es, cambian de polaridad en el mismo instante en cada ciclo, siendo por lo tanto el factor de potencia la unidad. Por otro lado, en un circuito reactivo puro, la intensidad y la tensión están en cuadratura ($\varnothing = 90^0$), siendo el valor del f.p. igual a cero.

En realidad los circuitos no pueden ser puramente resistivos ni reactivos, observándose desfase, más o menos significativos, entre las formas de onda de la corriente y la tensión. Cuando el circuito sea de carácter inductivo, caso más común, se hablara de un f.p. en atraso, mientras que se dice en adelanto cuando lo es de carácter capacitivo.

Las cargas inductivas, tales como: transformadores, motores de inducción y, en general, cualquier tipo de inductancia (tal como las que acompañan a las

lámparas fluorescentes) generan potencia inductiva con la intensidad retrasada respecto a la tensión.

Figura 12. **Triangulo de potencia**



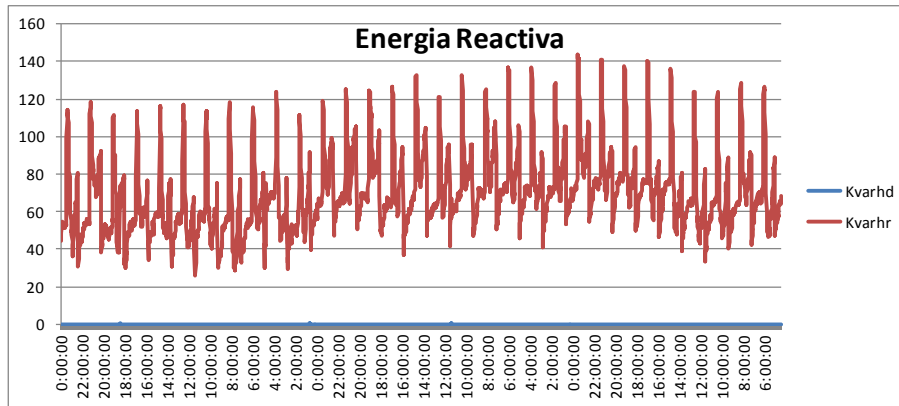
Fuente: elaboración propia.

2.1.1.2.1. Factor de potencia SMT Sanarate

Para este caso es necesario obtener los valores de potencia activa y reactiva consumida por la carga durante un período definido. En las líneas de distribución se puede encontrar cargas resistivas e inductivas. Debido a esto el sistema de distribución se ve en atraso y demanda energía reactiva del resto del sistema. Para corregir este comportamiento y evitar valores del f.p. muy bajos, se instalan bancos de capacitores que suministren energía reactiva capacitiva, es decir en adelanto y de esta forma se compense la demanda. Sobre el circuito Sanarate se tiene conectado un banco de capacitores en paralelo de 450kVAR.


En el caso de la SMT Sanarate se encuentra que el sistema está inyectando energía reactiva al sistema, esto se debe a una sobrecompensación, debido al banco de capacitores de 450 kVAR que se encuentra instalado, ver Anexo A.

Figura 13. **Energía reactiva**



Fuente: elaboración propia.

Figura 14. **Banco de capacitores**



Fuente: banco de capacitores SMT Sanarate.

2.1.1.2.2. Operación del banco de capacitores

El banco de capacitores que se encuentra instalado tiene potencia de 450 kVAR conectados en estrella aterrizada, esto indica que hay una distribución de 150 kVAR por fase. A continuación se demuestra el funcionamiento y las corrientes que circulan por cada fase del banco.

Potencia reactiva 3φ suministrada por el banco de capacitores al voltaje nominal del sistema.

Nota: Para formar los grupos serie del banco de capacitores se consideran unidades capacitoras de 13,8 kV nominales.

Ecuación 3 potencia reactiva:

$$Q_{3\phi} = \left(\frac{V_N}{13.8(S)} \right)^2 Q_N \quad (3)$$

Donde:

V_N = Voltaje Nominal del Sistema entre fases en kV

S = Número de grupos serie

Q_N = Q Nominal del banco de capacitores

Corriente de operación (I_{OP}) del banco de capacitores al voltaje nominal del sistema.

Ecuación 4 corriente de operación:

$$I_{OP} = \frac{Q_{3\phi}}{\sqrt{3}V_N} \quad (4)$$

Calculando:

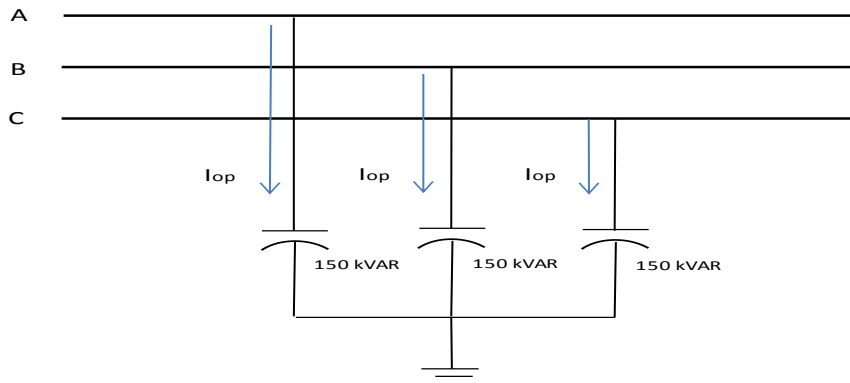
$$V_N = 13.8 \text{ kV}, S = 1, Q_N = 450 \text{ kVAR}$$

$$Q_{3\phi} = \left(\frac{13.8}{13.8(1)} \right)^2 450 = 450 \text{ kVAR}$$

$$I_{OP} = \frac{450}{\sqrt{3} \cdot 13.8} = 18.82 \text{ Amp.}$$

La corriente de operación es igual para cada una de las fases del banco de capacitores. Al mantener los mismos valores de capacitancia por fase no se genera ningún desbalance de corriente con la conexión de bancos de capacitores en las líneas de distribución.

Figura 15. **Conexión estrella aterrizada, banco de capacitores**



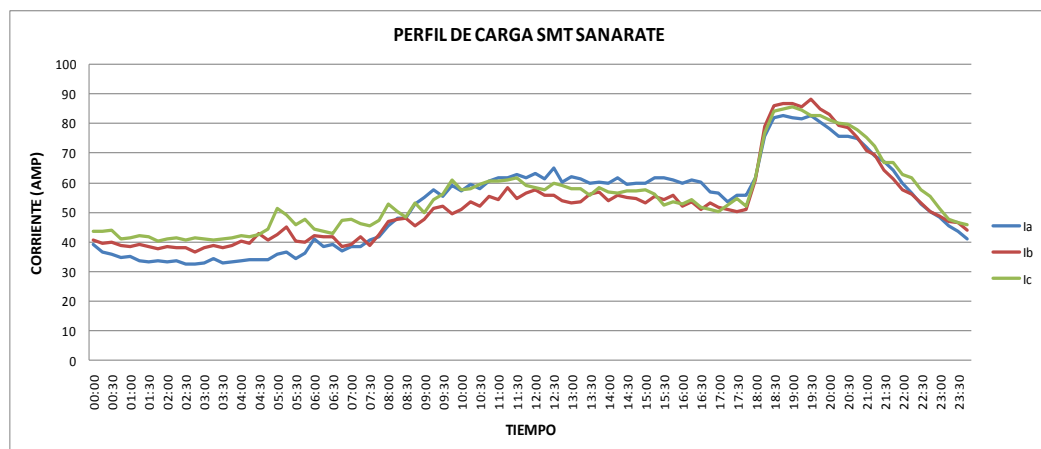
Fuente: elaboración propia, con programa AutoCad.

Se puede presentar desbalance de corriente en un banco de capacitores únicamente cuando una de las celdas se encuentre fuera de servicio, estas condiciones aparecen cuando por algún mal funcionamiento o agente externo se activó la protección de alguna celda, pero en condiciones normales de operación no se presentan desbalances de corriente.

2.1.1.3. Perfiles de carga

El perfil de carga de una zona determinada varía considerablemente dependiendo de las diferentes categorías de consumidores, incluidos los comerciales, residenciales o industriales. La demanda pico de electricidad también varía según la temporada; con los días de verano más calientes y en la temporada de navidad en la cual se incrementa el consumo de energía considerablemente. Estos picos y valles en la demanda son los datos esenciales en el cálculo y la evaluación de las necesidades de equipamiento, mantenimiento y actualizaciones de la red.

Figura 16. Perfil de carga de SMT Sanarate



Fuente: elaboración propia.

Donde:

Ia: Corriente en la fase a, en amperios (A)

Ib: Corriente en la fase b, en amperios (A)

Ic: Corriente en la fase c, en amperios (A)

2.1.1.4. Desbalance de corriente

El desbalance de corriente se determina sobre la base de comparación de los valores de corriente de cada fase, medidos en el punto de entrega y registrados en cada intervalo de medición (k). La forma de calcularla se establece en el artículo 31, Capítulo I, Título V de las normas NTCSTS. Se expresa de la siguiente manera.

Ecuación 5 desbalance de corriente:

$$ADIP (\%) = \left[\frac{3(Imp)}{Ia+Ib+Ic} \right] * 100 \quad (5)$$

Donde:

Δ DIP (%) = Porcentaje de desbalance de corriente por parte del participante.

Imp = Máxima desviación de corriente de cualquiera de las fases, respecto al promedio de la corriente de las tres fases, registrada en el intervalo de medición k.

Ia = Corriente en la fase a registrada en el intervalo de medición k.

Ib = Corriente en la fase b registrada en el intervalo de medición k.

I_c = Corriente en la fase c registrada en el intervalo de medición k.

2.1.1.4.1. Tolerancia para el desbalance de corriente

Se establece una tolerancia de diez por ciento (10%), para el desbalance de corriente. Cualquier registro que se encuentre por encima de este valor representa un desbalance y es penalizado.

Se considera que un participante afecta la calidad del servicio de energía eléctrica cuando en un lapso de tiempo mayor a cinco por ciento del correspondiente al total del período de medición mensual, las mediciones muestran que el desbalance de la corriente ha excedido el rango de tolerancias establecidas.

2.1.1.4.2. Cálculo de desbalance

Para explicar el procedimiento se va a tomar un valor específico de las mediciones del ramal (ver Anexo A).

Datos del punto #6:

$$I_a = 32,5 \text{ A}$$

$$I_b = 34,5 \text{ A}$$

$$I_c = 41,9 \text{ A}$$

$$\begin{aligned} I_{\text{promedio}} &= (32,5+34,5+41,9)/3 \\ &= 36,3 \text{ A.} \end{aligned}$$

Calculando la diferencia entre I por fase y el promedio:

$$\begin{aligned} I_a - I_p &= 32,5 - 36,3 \\ &= -3,8 \text{ A.} \end{aligned}$$

$$\begin{aligned} I_b - I_p &= 34,5 - 36,3 \\ &= -1,8 \text{ A.} \end{aligned}$$

$$\begin{aligned} I_c - I_p &= 41,9 - 36,3 \\ &= 5,6 \text{ A.} \end{aligned}$$

En base a los resultados anteriores se observa que la fase que tiene mayor diferencia respecto a la corriente promedio es Ic, este es el dato que tomamos para Imp y luego se calcula el porcentaje de desbalance de corriente a este horario.

$$\begin{aligned} \Delta DIP (\%) &= [3(5,6)/(32,5+34,5+41,9)] * 100 \\ &= 15,38\% \end{aligned}$$

Los valores de corriente a este punto están por arriba del 10% permitido por normas NTCSTS por lo cual se considera como una medición a penalizar.

Haciendo el mismo proceso para cada medición registrada por el reconector durante un mes, se obtiene los siguientes resultados.

Tabla I. **Desbalance de corriente**

Desbalance de Corriente	Cantidad Registros	Porcentaje
< 10%	3171	86%
> 10%	534	14%
Total	3705	100%

Fuente: elaboración propia.

En la tabla anterior se observa que de los 3705 registros el 14 por ciento están arriba del límite permitido. Según la norma NTCSTS, se penaliza cuando en una salida de media tensión existen más del 5 por ciento de registros con una corriente de desbalance mayor al 10 por ciento. Esto significa que la SMT Sanarate se encuentra penalizada ya que tiene el 14 por ciento de las mediciones con una corriente de desbalance mayor al 10 por ciento.

2.1.1.5. Análisis de carga de SMT Sanarate

Para comprender el comportamiento de la carga durante un día, una semana, un mes, etc. Dependiendo del estudio que se desea realizar, se utilizan equipos capaces de registrar y almacenar las mediciones realizadas en las 3 fases en intervalos de tiempo programable. Para cumplir con las especificaciones técnicas dictadas en las NTCSTS, los equipos conectados en líneas de distribución toman mediciones cada 15 minutos de todos los parámetros de la línea.

2.1.1.5.1. Equipo de medición utilizado

Todas las salidas en media tensión se encuentran conectadas a la barra principal a través de un reconectador, el cual tiene la capacidad de hacer maniobras telecontroladas y automáticas ya sea por fallas o mantenimiento de elementos, al mismo tiempo que registra y almacena las mediciones tomadas en intervalos de 15 minutos. En este caso la salida de media tensión Sanarate se encuentra conectada por un reconectador COOPER F6.

Figura 17. Reconectador COOPER F6



Fuente: reconectadorcooper F6 SMT Sanarate.

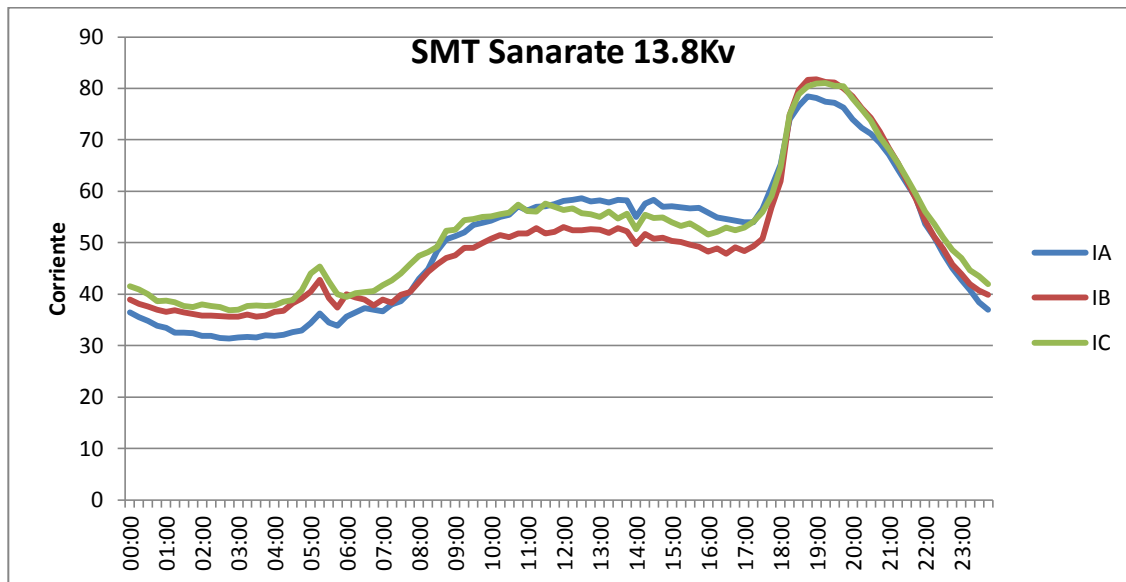
Tabla II. Promedio de mediciones de SMT Sanarate

HORA	IA	IB	IC	HORA	IA	IB	IC
00:00:00	36.49	38.97	41.51	12:00:00	58.07	53.02	56.40
00:15:00	35.57	38.15	40.93	12:15:00	58.38	52.41	56.70
00:30:00	34.80	37.65	39.96	12:30:00	58.64	52.38	55.72
00:45:00	33.86	36.98	38.65	12:45:00	58.02	52.63	55.58
01:00:00	33.45	36.54	38.74	13:00:00	58.27	52.50	55.04
01:15:00	32.55	36.92	38.46	13:15:00	57.82	51.88	56.06
01:30:00	32.52	36.42	37.70	13:30:00	58.32	52.80	54.73
01:45:00	32.37	36.17	37.53	13:45:00	58.25	52.18	55.60
02:00:00	31.85	35.89	38.01	14:00:00	54.97	49.70	52.66
02:15:00	31.85	35.87	37.73	14:15:00	57.61	51.72	55.43
02:30:00	31.44	35.70	37.45	14:30:00	58.37	50.79	54.79
02:45:00	31.38	35.59	36.91	14:45:00	57.03	50.99	54.96
03:00:00	31.60	35.64	37.02	15:00:00	57.12	50.33	53.96
03:15:00	31.68	36.01	37.68	15:15:00	56.84	50.15	53.29
03:30:00	31.62	35.59	37.77	15:30:00	56.63	49.60	53.82
03:45:00	31.99	35.89	37.69	15:45:00	56.79	49.19	52.76
04:00:00	31.89	36.55	37.83	16:00:00	55.85	48.30	51.57
04:15:00	32.09	36.78	38.54	16:15:00	54.86	48.86	52.08
04:30:00	32.62	38.22	38.79	16:30:00	54.59	47.89	52.94
04:45:00	32.94	39.11	40.73	16:45:00	54.27	49.08	52.38
05:00:00	34.43	40.49	44.01	17:00:00	54.00	48.38	52.93
05:15:00	36.25	42.75	45.35	17:15:00	53.94	49.34	54.05
05:30:00	34.53	39.31	42.46	17:30:00	56.60	50.75	55.91
05:45:00	33.86	37.41	40.03	17:45:00	60.80	56.89	59.06
06:00:00	35.65	39.94	39.43	18:00:00	65.17	61.92	64.68
06:15:00	36.46	39.31	40.20	18:15:00	73.98	74.83	74.87
06:30:00	37.30	38.97	40.42	18:30:00	76.58	79.73	78.85
06:45:00	36.97	37.79	40.58	18:45:00	78.44	81.67	80.45
07:00:00	36.66	38.94	41.74	19:00:00	78.08	81.80	80.90
07:15:00	38.05	38.37	42.67	19:15:00	77.36	81.28	81.05
07:30:00	38.65	39.90	44.01	19:30:00	77.19	81.17	80.48
07:45:00	40.40	40.44	45.82	19:45:00	76.29	79.98	80.41
08:00:00	43.02	42.35	47.48	20:00:00	73.99	78.45	77.99
08:15:00	44.84	44.30	48.14	20:15:00	72.36	76.16	76.00
08:30:00	48.42	45.81	49.25	20:30:00	71.16	74.30	73.76
08:45:00	50.65	47.03	52.28	20:45:00	69.40	71.62	70.57
09:00:00	51.29	47.59	52.54	21:00:00	67.19	68.34	68.15
09:15:00	51.97	48.95	54.40	21:15:00	64.19	65.51	65.45
09:30:00	53.48	48.96	54.64	21:30:00	61.45	61.92	62.47
09:45:00	53.90	49.89	54.97	21:45:00	58.63	58.39	59.39
10:00:00	54.24	50.76	55.15	22:00:00	53.69	54.33	56.06
10:15:00	55.01	51.52	55.48	22:15:00	51.08	51.23	53.62
10:30:00	55.45	51.07	55.83	22:30:00	47.89	48.75	50.94
10:45:00	57.09	51.77	57.44	22:45:00	45.07	45.74	48.55
11:00:00	56.25	51.85	56.17	23:00:00	42.77	43.90	47.05
11:15:00	57.01	52.88	56.06	23:15:00	40.85	41.98	44.66
11:30:00	57.12	51.77	57.65	23:30:00	38.43	40.67	43.46
11:45:00	57.48	52.07	57.00	23:45:00	36.97	39.89	41.97

Fuente: elaboración propia.

En la tabla anterior se muestran los valores promedio de todas las mediciones realizadas durante un mes en la SMT Sanarate, se realiza de esta forma con el objetivo de simplificar y reducir el número de registros a analizar.

Figura 18. **Corriente promedio de SMT Sanarate**



Fuente: elaboración propia.

Analizando la ilustración anterior y enfocándonos en la corriente de la fase R = la se puede observar que el comportamiento de esta fase no es constante respecto a las otras dos. Es decir, que tiene momentos con la mayor carga conectada y momentos con la menor carga. Este comportamiento en particular hace que balancear las líneas sea mucho más complicado debido a que no se puede simplemente sumar o restar carga. Para lograr un análisis más exacto se debe de analizar la carga por horarios. Para lograr esto se define que en un día se encuentran 3 tipos de carga y cada uno de ellos aporta el máximo en diferente horario.

2.1.1.6. Tipos de carga

La Red de Distribución de la Energía Eléctrica o Sistema de Distribución de Energía Eléctrica es la parte del sistema de suministro eléctrico cuya función es el suministro de energía desde la subestación de distribución hasta los usuarios finales (medidor del cliente). Se lleva a cabo por los Operadores del Sistema de Distribución

2.1.1.6.1. Luminarias

Se le denomina así a la carga que predomina en la noche cuando la carga máxima ha terminado y la madrugada cuando toda la gente duerme. Para este caso se toma el horario entre las 00:00 y 05:30 am. Que durante este horario la mayoría de las personas no están realizando ninguna actividad.

2.1.1.6.2. Carga urbana

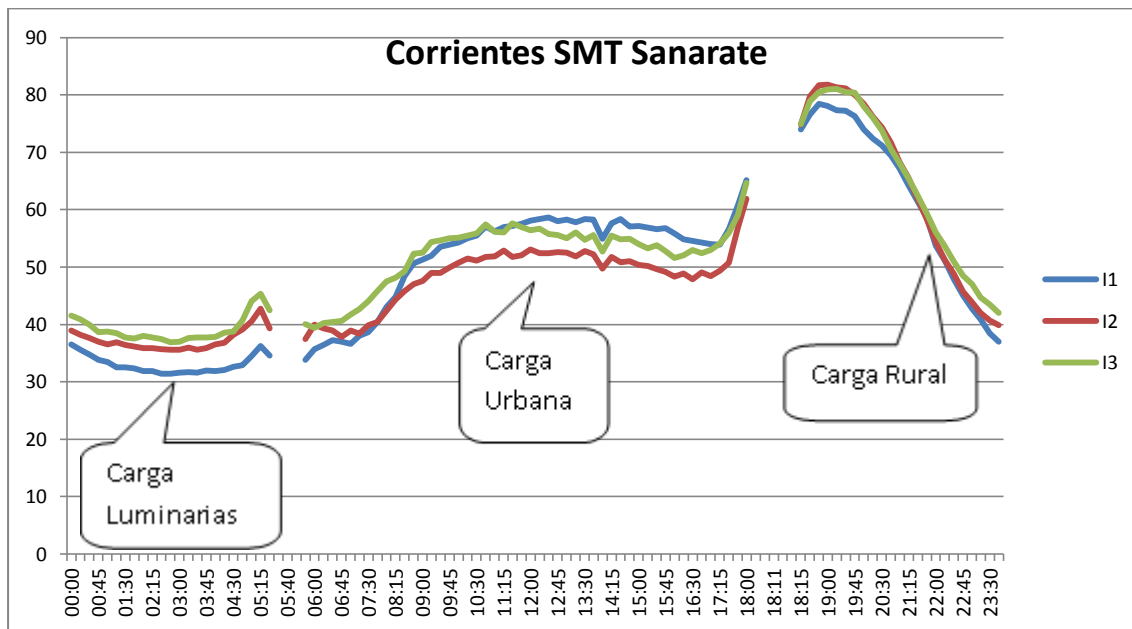
Se le denomina así a los lugares con mayor densidad de carga, tales como: centros urbanos, comercios, industrias, etc. Se caracteriza por tener un gran consumo a lo largo del día. Para efectos de cálculo y análisis de curvas de carga se le denomina de esta forma al horario comprendido entre las 05:45 y 18:00 hrs. Durante este horario la carga que predomina es la urbana ya que es donde los comercios, oficinas, etc., presentan su jornada de productividad.

2.1.1.6.3. Carga rural

Se le denomina así a los centros con menor densidad de carga, que se encuentran alejados del centro de distribución. Este tipo de carga presenta su mayor demanda en la hora pico, que esta comprendida entre las 18:15 a las

23:45 hrs. Esta carga durante todo el día presenta consumo muy bajo al compararlo durante el horario de carga urbana.

Figura 19. Tipos de carga



Fuente: elaboración propia.

En la ilustración anterior se muestran los horarios en los que se analizan los diferentes tipos de carga. Cabe mencionar que los horarios pueden variar según sea el comportamiento de la carga conectada en las líneas.

2.1.1.7. Análisis de valores

Para encontrar los valores de carga que deberían de presentarse en los diferentes horarios. Los tres tipos de carga se analizan individuales, se toman todos los registros o mediciones que se encuentren entre los horarios ya definidos y se encuentra el valor de la corriente promedio. El valor de la

corriente promedio seria el valor ideal que debería de tener cada una de las fases.

Tabla III. **Carga luminarias (00:00 a 05:30)**

HORA	IA	IB	IC
00:00:00	36.49	38.97	41.51
00:15:00	35.57	38.15	40.93
00:30:00	34.80	37.65	39.96
00:45:00	33.86	36.98	38.65
01:00:00	33.45	36.54	38.74
01:15:00	32.55	36.92	38.46
01:30:00	32.52	36.42	37.70
01:45:00	32.37	36.17	37.53
02:00:00	31.85	35.89	38.01
02:15:00	31.85	35.87	37.73
02:30:00	31.44	35.70	37.45
02:45:00	31.38	35.59	36.91
03:00:00	31.60	35.64	37.02
03:15:00	31.68	36.01	37.68
03:30:00	31.62	35.59	37.77
03:45:00	31.99	35.89	37.69
04:00:00	31.89	36.55	37.83
04:15:00	32.09	36.78	38.54
04:30:00	32.62	38.22	38.79
04:45:00	32.94	39.11	40.73
05:00:00	34.43	40.49	44.01
05:15:00	36.25	42.75	45.35
05:30:00	34.53	39.31	42.46

Fuente: elaboración propia.

Ecuación 6 corriente promedio:

$$\bar{I} = \sum_{i=1}^n \frac{I_i}{n} \quad (6)$$

Es necesario encontrar el valor de la corriente promedio por cada fase. Los promedios de cada fase son:

$$\bar{I}_a = 33,03$$

$$\bar{I}_b = 37,26$$

$$\bar{I}_c = 39,19$$

Al tener definidos los valores promedio por cada fase se encuentra el valor promedio de la corriente que en forma ideal, debería de ser el valor de cada una de las fases.

$$\overline{I_{abc}} = 36,49$$

Para el horario comprendido en carga luminaria el valor de corriente ideal en cada una de las fases es 36,49 amperios. En base a este dato se obtiene los movimientos necesarios a realizar en campo para que la carga en este horario mantenga un comportamiento estable e igual entre fases.

Movimientos en Fase A

$$\bar{I}_A = \overline{I_{abc}} - \bar{I}_a$$

$$\bar{I}_A = 3,46$$

Movimiento en Fase B

$$\bar{I}_B = \bar{I}_{abc} - \bar{I}_b$$

$$\bar{I}_A = -0,77$$

Movimiento en Fase C

$$\bar{I}_C = \bar{I}_{abc} - \bar{I}_c$$

$$\bar{I}_C = -2,69$$

Para obtener un sistema balanceado en carga luminaria se deben de realizar los siguientes movimientos de carga en campo. Al decir movimiento de carga en campo se refiere a mover las conexiones de transformadores o derivaciones de una fase a otra.

Tabla IV. **Movimientos a realizar en carga luminarias**

	CARGA LUMINARIAS
FASE A	3,46
FASE B	-0,77
FASE C	-2,69

Fuente: elaboración propia.

Tabla V. **Carga urbana (06:00 a 18:00)**

HORA	IA	IB	IC	HORA	IA	IB	IC
05:45:00	33.86	37.41	40.03	12:00:00	58.07	53.02	56.40
06:00:00	35.65	39.94	39.43	12:15:00	58.38	52.41	56.70
06:15:00	36.46	39.31	40.20	12:30:00	58.64	52.38	55.72
06:30:00	37.30	38.97	40.42	12:45:00	58.02	52.63	55.58
06:45:00	36.97	37.79	40.58	13:00:00	58.27	52.50	55.04
07:00:00	36.66	38.94	41.74	13:15:00	57.82	51.88	56.06
07:15:00	38.05	38.37	42.67	13:30:00	58.32	52.80	54.73
07:30:00	38.65	39.90	44.01	13:45:00	58.25	52.18	55.60
07:45:00	40.40	40.44	45.82	14:00:00	54.97	49.70	52.66
08:00:00	43.02	42.35	47.48	14:15:00	57.61	51.72	55.43
08:15:00	44.84	44.30	48.14	14:30:00	58.37	50.79	54.79
08:30:00	48.42	45.81	49.25	14:45:00	57.03	50.99	54.96
08:45:00	50.65	47.03	52.28	15:00:00	57.12	50.33	53.96
09:00:00	51.29	47.59	52.54	15:15:00	56.84	50.15	53.29
09:15:00	51.97	48.95	54.40	15:30:00	56.63	49.60	53.82
09:30:00	53.48	48.96	54.64	15:45:00	56.79	49.19	52.76
09:45:00	53.90	49.89	54.97	16:00:00	55.85	48.30	51.57
10:00:00	54.24	50.76	55.15	16:15:00	54.86	48.86	52.08
10:15:00	55.01	51.52	55.48	16:30:00	54.59	47.89	52.94
10:30:00	55.45	51.07	55.83	16:45:00	54.27	49.08	52.38
10:45:00	57.09	51.77	57.44	17:00:00	54.00	48.38	52.93
11:00:00	56.25	51.85	56.17	17:15:00	53.94	49.34	54.05
11:15:00	57.01	52.88	56.06	17:30:00	56.60	50.75	55.91
11:30:00	57.12	51.77	57.65	17:45:00	60.80	56.89	59.06
11:45:00	57.48	52.07	57.00	18:00:00	65.17	61.92	64.68

Fuente: elaboración propia.

Los promedios de cada fase son:

$$\bar{I}a = 52,25$$

$$\bar{I}b = 48,46$$

$$\bar{I}c = 52,25$$

Encontrar el promedio entre el promedio de cada corriente.

$$\overline{Iabc} = 50,98$$

Movimientos:

- Fase A

$$\overline{IA} = \overline{Iabc} - \overline{Ia}$$

$$\overline{IA} = -1,26$$

- Fase B

$$\overline{IB} = \overline{Iabc} - \overline{Ib}$$

$$\overline{IB} = 2,52$$

- Fase C

$$\overline{IC} = \overline{Iabc} - \overline{Ic}$$

$$\overline{IC} = -1,26$$

Tabla VI. **Movimiento a realizar en carga urbana**

	C. URBANA
FASE A	-1,26
FASE B	2,52
FASE C	-1,26

Fuente: elaboración propia.

Tabla VII. **Carga rural (18:00 a 24:00)**

HORA	IA	IB	IC
18:15:00	73.98	74.83	74.87
18:30:00	76.58	79.73	78.85
18:45:00	78.44	81.67	80.45
19:00:00	78.08	81.80	80.90
19:15:00	77.36	81.28	81.05
19:30:00	77.19	81.17	80.48
19:45:00	76.29	79.98	80.41
20:00:00	73.99	78.45	77.99
20:15:00	72.36	76.16	76.00
20:30:00	71.16	74.30	73.76
20:45:00	69.40	71.62	70.57
21:00:00	67.19	68.34	68.15
21:15:00	64.19	65.51	65.45
21:30:00	61.45	61.92	62.47
21:45:00	58.63	58.39	59.39
22:00:00	53.69	54.33	56.06
22:15:00	51.08	51.23	53.62
22:30:00	47.89	48.75	50.94
22:45:00	45.07	45.74	48.55
23:00:00	42.77	43.90	47.05
23:15:00	40.85	41.98	44.66
23:30:00	38.43	40.67	43.46
23:45:00	36.97	39.89	41.97

Fuente: elaboración propia.

Los promedios de cada fase son:

$$\bar{Ia} = 62,30$$

$$\bar{Ib} = 64,41$$

$$\bar{Ic} = 65,09$$

Encontrar el promedio entre el promedio de cada corriente.

$$\overline{Iabc} = 63,93$$

Movimientos:

- Fase A

$$\overline{IA} = \overline{Iabc} - \overline{Ia}$$

$$\overline{IA} = 1,63$$

- Fase B

$$\overline{IB} = \overline{Iabc} - \overline{Ib}$$

$$\overline{IB} = -0,48$$

- Fase C

$$\overline{IC} = \overline{Iabc} - \overline{Ic}$$

$$\overline{IC} = -1,15$$

Tabla VIII. **Movimientos a realizar en carga rural**

	C. RURAL
FASE A	1,63
FASE B	-0,48
FASE C	-1,15

Fuente: elaboración propia.

2.1.1.8. **Movimientos a realizar**

En la tabla 8 se muestran los vales en amperios de la carga a mover en cada una de las fases. En este caso los valores negativos significan que hay que restarle carga a la línea. El punto importante en esta línea es que sus fases no mantienen un comportamiento constante entre sí. Es por eso que en cuadro

de cargas a mover encontramos que hay que sumarle y restarle carga a la misma fase.

Tabla IX. **Movimientos a realizar**

	C. LUMINARIAS	C. URBANA	C. RURAL
FASE A	3.46	-1.26	1.63
FASE B	-0.77	2.52	-0.48
FASE C	-2.69	-1.26	-1.15

Fuente: elaboración propia.

2.1.1.9. Distribución de cargas

Al conocer la carga a mover de cada una de las fases según la tabla 9 de este documento. Se necesita conocer la distribución de las conexiones de cada carga en campo. Como en las líneas de distribución no es factible tener puntos de medición en cada derivación es necesario realizar mediciones con equipos portátiles. Para el caso de este trabajo se utilizó la pinza amperimétrica (ver sección 1.3.3.2 de este documento).

2.1.1.9.1. Toma de datos

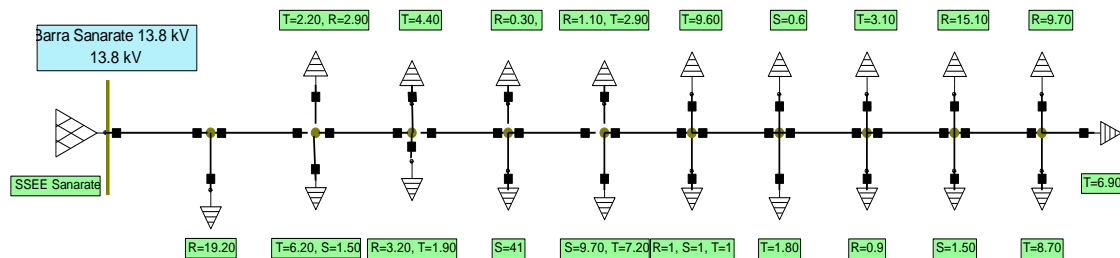
Se llena un formato (ver anexo C) en donde se definen los datos importantes de conocer en cada una de las derivaciones. En cada derivación se necesita conocer la corriente, fase a la que se encuentra conectada, tipo de conexión, hora de la medición. Recuerden que las corrientes no son constantes, una carga se comporta de forma diferente a lo largo del día.

Al tener la información de todas las derivaciones conectadas sobre la línea troncal y sobre las derivaciones trifásicas o bifásicas. Se procede con el análisis de los datos. Para este proceso se pueden utilizar diferentes tipos de programas o bien realizarlo de forma empírica utilizando tablas en Excel.

2.1.1.9.2. Distribución de cargas SMT Sanarate

Salida de Media Tensión Sanarate cuenta con 2 kilómetros de línea trifásica y 33 kilómetros de línea monofásica. Esta línea alimenta a 5574 clientes del municipio de Sanarate. En la siguiente tabla se muestran los valores de corriente por derivación sobre SMT Sanarate.

Figura 20. Valores de corriente por derivación



Fuente: elaboración propia.

En la ilustración anterior se muestran las mediciones realizadas en las derivaciones que salen de línea troncal trifásica. A lo largo de la línea troncal únicamente se encuentra un banco de 3*10 kVA, todas las demás cargas son monofásicas.

Tabla X. Estructura de salida de media tensión Sanarate

DERIVACION	TIPO EST.	CARGA POR FASE (AMP)			HORA	DERIVACION	TIPO EST.	CARGA POR FASE (AMP)			HORA
		R	S	T				R	S	T	
1	VII	19.20			9:05:00	34	V			0.10	11:40:00
2	I			0.30	9:11:00	35	V			2.40	11:47:00
3	I			0.90	9:16:00	36	I			0.20	11:51:00
4	VI			2.00	9:22:00	37	I			0.70	13:15:00
5	VI			0.40	9:25:00	38	V			2.40	13:25:00
6	I			1.60	9:28:00	39	VI			2.30	13:30:00
7	I			1.40	9:31:00	40	I			1.50	13:35:00
8	I			0.80	9:36:00	41	VI	1.00	1.00	1.00	13:46:00
9	I		1.50		9:40:00	42	I			0.70	13:50:00
10	I			0.20	9:43:00	43	I			0.50	14:00:00
11	I			0.40	9:46:00	44	I			0.60	14:13:00
12	I			1.60	12:00:00	45	I		0.60		14:15:00
13	I	0.70			9:55:00	46	I	0.90			14:18:00
14	VI	1.20			10:00:00	47	I			2.20	14:20:00
15	I	1.00			10:07:00	48	I			0.90	14:23:00
16	V			0.40	10:11:00	49	VI	3.20			14:25:00
17	VII			1.80	10:17:00	50	I			0.80	14:29:00
18	I			0.90	10:19:00	51	I			1.60	14:31:00
19	VI			0.10	10:23:00	52	I	1.20			14:37:00
20	I			1.20	10:25:00	53	VI	2.10			14:36:00
21	I	2.60			10:30:00	54	VI	1.50	1.50		14:40:00
22	V	0.60			10:35:00	55	VI	10.30			14:43:00
23	I			1.90	10:40:00	56	I			1.60	14:52:00
24	VI		41.00		10:44:00	57	VI			6.50	14:59:00
25	I	0.30			10:46:00	58	VI			0.60	15:02:00
26	VI			2.80	10:49:00	59	I	1.00			15:06:00
27	I			2.60	10:58:00	60	VI	2.10			15:07:00
28	I			1.80	11:00:00	61	VI			1.40	15:08:00
29	I		7.10		11:11:00	62	I			2.30	15:16:00
30	VI		2.60		11:13:00	63	I			1.60	15:18:00
31	I	0.30			11:17:00	64	I			1.60	15:18:00
32	I	0.80			11:32:00	65	VI	2.70			15:23:00
33	I			2.90	11:34:00	66	V	3.40			15:26:00

Fuente: elaboración propia.

En la tabla anterior se muestra la distribución de cargas sobre la troncal de SMT Sanarate. En ella se muestran los valores de las corrientes que demanda cada carga en el momento de la medición. Como se había mencionado, la hora de la medición es de mucha importancia ya que las cargas no tienen el mismo comportamiento durante todo el día.

En esta línea se encuentran 66 derivaciones conectadas a lo largo de los 2 kilómetros de línea troncal. En base a los resultados de la tabla No. 10 se puede observar lo siguiente:

- Fase R: sobre esta fase se encuentran 20 derivaciones conectadas, la derivación que más carga aporta es la No. 1, esta derivación alimenta la Aldea de Upayon, esta aldea representa, carga rural.
- Fase S: sobre esta fase se encuentran únicamente 7 derivaciones conectadas a lo largo de la troncal, se puede observar que la derivación No. 24 que alimenta parte urbana de Sanarate y se dirige hacia Aldea San Miguel Conacaste que aporta el mayor porcentaje de carga sobre esta fase.
- Fase T: sobre esta fase se encuentran conectado el mayor número de derivaciones ya que ninguna de ellas presenta una carga mayor a los 10 amperios.

Analizando el perfil de carga y la distribución que se tiene sobre la línea troncal, se puede observar que el mayor problema de esta línea es su poca extensión de línea trifásica. Al tener derivaciones monofásicas tan grandes y fuertes en base al consumo, hace que el mantener un circuito debidamente balanceado sea un problema, ya que no se pueden hacer transferencias de carga a otra fase debido a que el circuito como tal no lo permite.

Para corregir el problema de desbalance sobre este circuito es necesario ampliar la cobertura de línea trifásica. En base al análisis de distribución de carga se va a realizar el estudio para convertir la derivación No. 24 de monofásica a trifásica. Se toma la derivación No. 24 ya que esta aporta el 93%

de la carga alimentada por la fase S y como esta derivación sale desde el centro de Sanarate, alimenta los 3 tipos de carga.

Las cargas eléctricas no precisan de ningún medio material para influir entre ellas, por tanto, las fuerzas eléctricas son consideradas fuerzas de acción a distancia. Esta es la razón por la que se recurre al concepto de campo electrostático para facilitar la descripción en términos físicos, de la influencia que una o más cargas ejercen sobre el espacio que les rodea.

El concepto de campo surge ante la necesidad de explicar la forma de interacción entre cuerpos en ausencia de contacto físico y sin medios de sustentación para las posibles interacciones. La acción a distancia se explica entonces, mediante efectos provocados por la entidad causante de la interacción, sobre el espacio mismo que la rodea, permitiendo asignar a dicho espacio propiedades medibles. Así, será posible hacer corresponder a cada punto del espacio, valores que dependerán de la magnitud de la propiedad del cuerpo que provoca la interacción y de la ubicación del punto que se considera.

El campo eléctrico representa en cada punto del espacio afectado por la carga, una propiedad local asociada al mismo. Una vez conocido el campo en un punto no es necesario saber qué lo origina para calcular la fuerza sobre una carga u otra propiedad relacionada con él.

3. PROPUESTA DE MEJORA

Derivado de las mediciones realizadas sobre la salida de media tensión de Sanarate se logra obtener un mejor panorama de las casuísticas que hacen que no se pueda mantener balanceado el ramal a lo largo de un día. Para poder minimizar los problemas sobre esta línea se proponen los siguientes cambios.

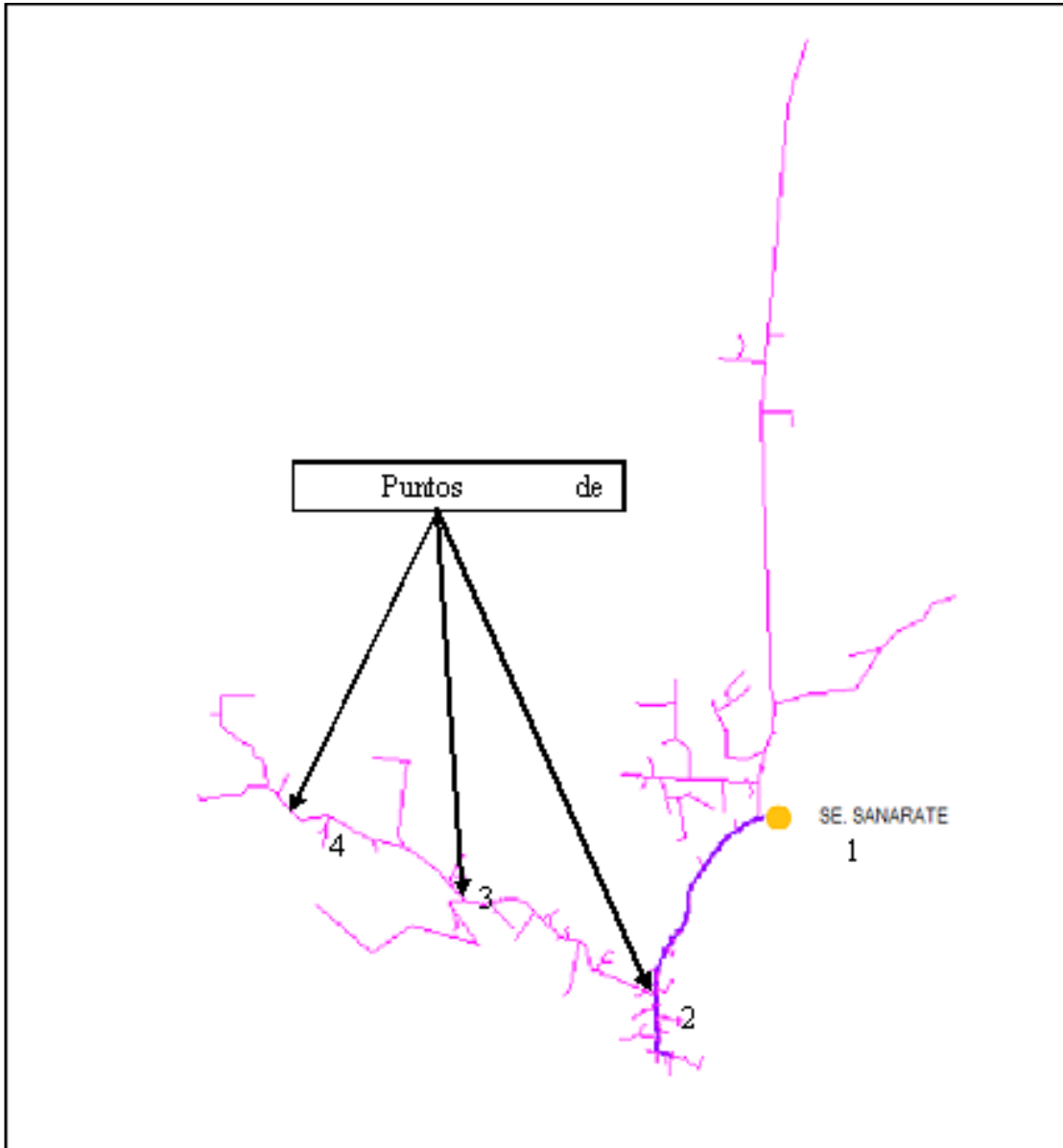
3.1. Derivación No. 24 San Miguel Conacaste

Esta derivación cuenta con 14,5 kilómetros de línea, con una potencia instalada de 940KVA y alimenta a 1 403 clientes. Esta derivación sale del centro de Sanarate por lo que alimenta gran parte de la carga del municipio hasta llegar a la Aldea San Miguel Conacaste. Su estructuración consiste en un 70 por ciento postes de concreto centrifugados de 500 dAN y el 30 por ciento en postes de madera clase 3, conductos ACSR 1/0 y conductor ACSR No.2.

Para obtener un mejor patrón del comportamiento de la carga de la derivación se colocó equipo de medición llamado registrador de carga (ver sección 1.3.3.3 de este documento), el cual registra los datos de la corriente en intervalos de tiempo programables.

Sobre la derivación de San Miguel Conacaste se instalaron 3 puntos de medición utilizando registradores de carga, programados a tomar mediciones cada 15 minutos. En total se tienen 4 puntos de medición si contamos con la medición de cabecera, que es registrada por el reconectador.

Figura 21. **Puntos de medición**



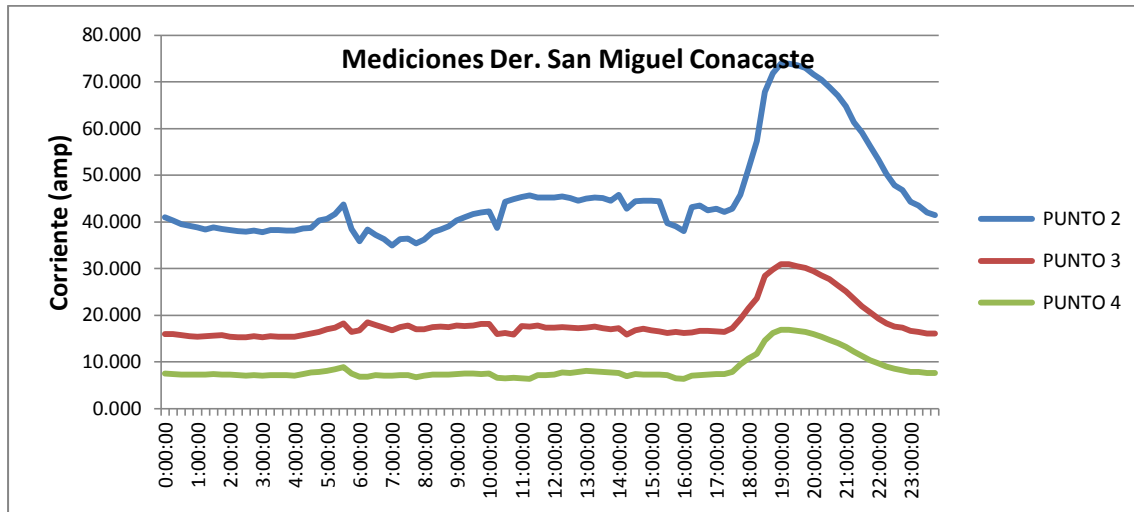
Fuente: elaboración propia, con programa Paint.

Tabla XI. Mediciones derivación San Miguel Conacaste

HORA	PUNTO 2	PUNTO 3	PUNTO 4	HORA	PUNTO 2	PUNTO 3	PUNTO 4
00:00:00	41.02	15.99	7.51	12:00:00	45.19	17.34	7.34
00:15:00	40.31	15.98	7.44	12:15:00	45.43	17.45	7.75
00:30:00	39.52	15.72	7.33	12:30:00	45.09	17.30	7.69
00:45:00	39.17	15.57	7.28	12:45:00	44.52	17.23	7.83
01:00:00	38.77	15.42	7.30	13:00:00	44.97	17.39	8.04
01:15:00	38.39	15.51	7.30	13:15:00	45.18	17.59	7.98
01:30:00	38.86	15.67	7.42	13:30:00	45.06	17.25	7.81
01:45:00	38.53	15.69	7.29	13:45:00	44.52	16.99	7.71
02:00:00	38.23	15.38	7.25	14:00:00	45.79	17.23	7.66
02:15:00	37.99	15.30	7.17	14:15:00	42.86	15.90	6.95
02:30:00	37.94	15.31	7.10	14:30:00	44.38	16.78	7.44
02:45:00	38.15	15.53	7.14	14:45:00	44.58	17.10	7.32
03:00:00	37.81	15.24	7.10	15:00:00	44.49	16.76	7.34
03:15:00	38.29	15.56	7.15	15:15:00	44.44	16.54	7.24
03:30:00	38.21	15.44	7.18	15:30:00	39.76	16.21	7.23
03:45:00	38.15	15.42	7.23	15:45:00	39.04	16.45	6.52
04:00:00	38.17	15.44	7.08	16:00:00	38.08	16.22	6.34
04:15:00	38.55	15.74	7.35	16:15:00	43.13	16.29	7.06
04:30:00	38.75	16.08	7.72	16:30:00	43.49	16.63	7.15
04:45:00	40.26	16.41	7.87	16:45:00	42.49	16.64	7.28
05:00:00	40.67	16.96	8.15	17:00:00	42.80	16.58	7.43
05:15:00	41.72	17.39	8.40	17:15:00	42.19	16.40	7.43
05:30:00	43.74	18.31	8.86	17:30:00	42.81	17.26	7.88
05:45:00	38.47	16.46	7.56	17:45:00	45.76	19.15	9.47
06:00:00	35.82	16.81	6.88	18:00:00	51.24	21.42	10.67
06:15:00	38.40	18.51	6.83	18:15:00	57.36	23.66	11.80
06:30:00	37.26	17.89	7.16	18:30:00	67.84	28.38	14.62
06:45:00	36.30	17.30	7.02	18:45:00	71.87	29.81	16.24
07:00:00	34.97	16.76	7.05	19:00:00	73.93	30.92	16.92
07:15:00	36.29	17.49	7.17	19:15:00	73.94	30.90	16.84
07:30:00	36.46	17.75	7.15	19:30:00	73.49	30.52	16.68
07:45:00	35.42	16.97	6.77	19:45:00	73.01	30.13	16.44
08:00:00	36.17	17.05	7.02	20:00:00	71.65	29.40	16.03
08:15:00	37.75	17.46	7.26	20:15:00	70.51	28.58	15.35
08:30:00	38.41	17.54	7.30	20:30:00	68.86	27.72	14.72
08:45:00	39.00	17.43	7.29	20:45:00	67.02	26.37	13.99
09:00:00	40.26	17.84	7.38	21:00:00	64.74	25.13	13.28
09:15:00	41.03	17.66	7.52	21:15:00	61.38	23.53	12.24
09:30:00	41.72	17.84	7.52	21:30:00	59.11	21.89	11.26
09:45:00	42.04	18.10	7.45	21:45:00	56.31	20.67	10.42
10:00:00	42.27	18.16	7.54	22:00:00	53.34	19.29	9.64
10:15:00	38.69	15.99	6.63	22:15:00	50.22	18.28	9.05
10:30:00	44.36	16.24	6.54	22:30:00	47.90	17.62	8.60
10:45:00	44.93	15.91	6.60	22:45:00	46.87	17.31	8.17
11:00:00	45.31	17.69	6.49	23:00:00	44.26	16.63	7.90
11:15:00	45.63	17.58	6.35	23:15:00	43.49	16.40	7.83
11:30:00	45.23	17.80	7.14	23:30:00	42.03	16.13	7.69
11:45:00	45.20	17.37	7.21	23:45:00	41.49	16.08	7.60

Fuente: elaboración propia.

Figura 22. Corriente Derivación SMC



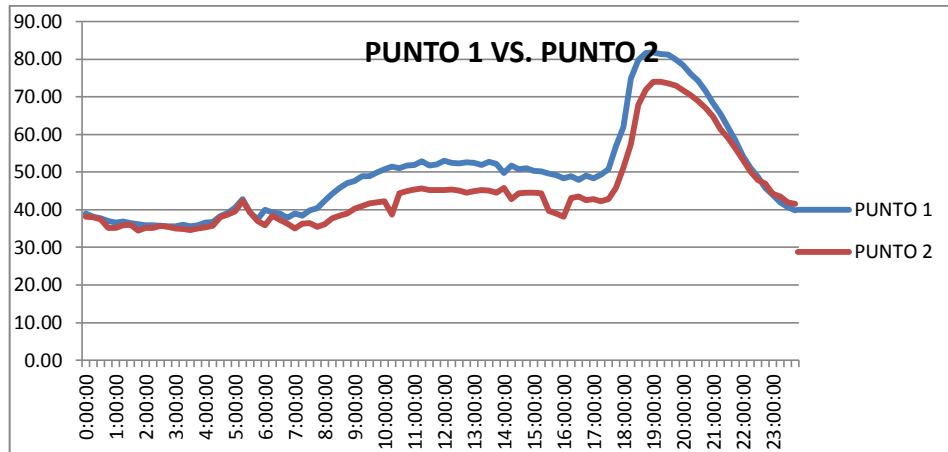
Fuente: elaboración propia.

En la ilustración 22 se muestra el comportamiento y la distribución de la carga sobre derivación San Miguel Conacaste. El mayor consumo de energía se concentra en los primeros 2 Kilómetros de línea ya que alimentan el 41 por ciento de la carga conectada sobre esta derivación.

3.2. Comparación entre punto 1 versus punto 2

El punto 1 está definido como el punto de medición que se encuentra en la subestación, en este caso se trata del reconector de línea. Esta comparación entre mediciones se realiza con el fin de conocer la influencia de la derivación sobre la línea troncal.

Figura 23. Punto 1 versus punto 2



Fuente: elaboración propia.

En base a esta ilustración se observa que la mayor parte de la carga (93%) alimentada por fase S del Ramal Sanarateesta conectada en la derivación hacia San Miguel Conacaste.

De las mediciones realizadas sobre la derivación hacia San Miguel Conacaste se obtiene que el 41por ciento de la carga se encuentra conectada en los primeros 2 kilómetros de línea, por lo que únicamente se va a realizar un estudio de conversión de línea monofásica a trifásica en este tramo.

Datos Derivación San Miguel Conacaste:

Potencia = 940 kVA

Clientes = 1403

Tensión = 13.8 kV

Tipo = monofásico (1 Hilo + neutro)

Conductor = ACSR 1/0

Entre el punto de medición 2 y 3 existen 2 kilómetros de línea de media tensión monofásica, la cual alimenta el 41 por ciento de la carga conectada sobre esta derivación. El diseño actual de dicho tramo se muestra en la tabla 12.

Tabla XII. Estructura derivación SMC

#	TIPO	POSTE	VANO (M)	TRAFO (KVA)	OBS.
1	V	CONCRETO	40		UBICACIÓN RECONECTADOR
2	I	CONCRETO	40		NORMAL
3	IV	CONCRETO	30		REUBICACION
4	I	CONCRETO	40	25	NORMAL
5	I-VI	CONCRETO	40		NORMAL
6	I-VI	CONCRETO	40		NORMAL
7	I	CONCRETO	40	25	NORMAL
8	I	CONCRETO	150		NORMAL
9	I	CONCRETO	30		NORMAL
10	I	CONCRETO	40		NORMAL
11	V	CONCRETO	200	25	LINEA PASA POR TERRENO PRIVADO
12	I	CONCRETO	30		NORMAL
13	V	CONCRETO	50		NECESITA PLOMEAR
14	I	CONCRETO	40		NORMAL
15	I	CONCRETO	40		NORMAL
16	I	MADERA	50		NECESITA CAMBIO
17	V	CONCRETO	40		NORMAL
18	I-VI	MADERA	80		NECESITA CAMBIO
19	I	CONCRETO	40	25	NORMAL
20	II	CONCRETO	70		NECESITA INTERCALAR POSTE
21	V	CONCRETO	70		NORMAL
22	I-VI	MADERA	50		NECESITA CAMBIO
23	V	CONCRETO	80	10	NORMAL
24	I	CONCRETO	120		NECESITA CONTROL DE VEGETACION
25	I	CONCRETO	200		LINEA PASA ARRIBA DE VIVIENDAS
26	II	CONCRETO	60	25	NORMAL
27	V	CONCRETO	40		NORMAL
28	II	CONCRETO	40		NORMAL
29	I	CONCRETO	40		NORMAL
30	II	CONCRETO	40		REUBICACION
31	I	CONCRETO	40		NORMAL
32	I	CONCRETO	40	25	NORMAL
33	V	MADERA	40		NECESITA CAMBIO
34	V-VI	CONCRETO	25		LIBRANZA

Fuente: elaboración propia.

De esta inspección se muestra el tipo de estructura, la longitud del vano y algún trabajo que sea necesario para dejar la instalación en óptimo estado.

3.3. Problemas encontrados

Estructura # 3. Se encuentra sobre calle, línea de media tensión estamuy cerca de vivienda.

Figura 24. Estructura #3



Fuente: estructura #3 derivación SMC, SMT Sanarate.

Estructura #13.	Necesita nivelar.
Estructura #16,18	Poste de madera rajado, necesita cambio.
Estructura #20	Línea de media tensión pasa por terrenos privados.
Estructura #24	Necesita control de vegetación.
Estructura #25	Línea de media tensión sobre viviendas, necesita intercalar dos postes.
Estructura #30	Se encuentra sobre calle, necesita reubicación.

3.4. Diseño de trabajos

Sobre los 2 kilómetros de línea de media tensión propuestos a trabajar se encontraron 37 apoyos con diferentes tipo de armados, esto varía según el ángulo que la línea forme en sus soportes o aisladores. (Ver tabla 1 de anexo 2). Los apoyos encontrados se pueden agrupar de la siguiente forma:

- 19 apoyos tipo I
- 12 apoyos tipo V
- 3 apoyos tipo II

Al tener lista la clasificación de los apoyos por tipo, se procede a calcular el material necesario para reconvertir de monofásico a trifásico, teniendo en cuenta las siguientes consideraciones:

- Se presupuestó la renovación de todo el aislamiento, conductor y herrajes.
- Utilización de conductor ACSR 1/0 AWG

- Cambio de apoyos de madera por apoyos de concreto de 35 pies 500 DAN
- Corrección de defectos y reubicación de estructuras que se encuentran dentro de calle
- Intercalar estructuras en donde línea de media tensión pasa por encima de viviendas

3.4.1. Material a utilizar

En la siguiente tabla se muestran los materiales a utilizar en la modificación propuesta sobre la derivación No. 24. La derivación con mayor carga y que muestra variaciones en el comportamiento de la misma a lo largo del día.

El material obtenido es en base a las modificaciones necesarias en los apoyos existentes y el cambio de estructuras e incorporaciones de dos fases más sobre la derivación. Se utilizaron las unidades constructivas y especificaciones técnicas de construcción de líneas de media tensión empleado por la Distribuidora de Electricidad de Oriente S.A.

Tabla XIII. **Material para conversión de monofásica a trifásica**

Descripción	Cantidad
POSTE HORMIGON PRET.CENT.O VIB. 500DAN 10,5M	8
POSTE HORMIGON PRET.CENT. O VIB. 800DAN.12M	1
CONDUCTOR AL-ACERO ACSR 1/0 AWG(RAVEN)	6180
CONDUCTOR COBRE DESNUDO 7 HILOS NO 2 AWG	111
PUNTAL ANGULAR AG TIPO BANDERA DE 7 PIES	55
SOPORTE HORQUILLA PARA AISLADOR TIPO CARRETE	25
GRILLETE LARGO RECTO 5/8" 11 300 KG	24
TORNILLO ACERO GALVANIZADO C/EXAG. C.T. 5/8"x12"	38
TORNILLO ACERO GALVANIZADO C/EXAG. C.T. 5/8"x14"	25
PERNO CORTO AC.GALVANIZ.3/4"-3/4"x3"	105
TUERCA EXAGONAL ACERO GALVANIZADO 5/8"	37
TUERCA DE OJO ACERO GALVANIZADO 5/8"	12
pernos tipo Maquina de 5/8P x 2 1/2P	55
ARANDELA PLANA REDONDA 5/8"	395
ARANDELA DE PRESION 5/8"	401
ARANDELA CURVA CUADRADA 2-1/4X2-1/4X3/16"	87
TORNILLO AC.GALVANIZADO CON OJO.C.T.5/8X14"----	12
PERNO ROSCA CORRIDA AC.GALVANIZADO 5/8"x12"	72
AISLADOR PORCELANA TIPO POSTE 13,2 kV (ANSI 57-1)	93
AISLADOR PORCELANA CARRETE (ANSI 53-2)	25
AISLADOR COMPOSITE TIPO POSTE 13,2 KV	72
RETENCIÓN PREF."Z"AIS.57/1-3 ACSR.1/0	69
RETENCIÓN PREF."OMEGA DOB"AIS.57/1-3 ACSR.1/0	18
RETENCIÓN PREF."OMEGA"AIS.53/2 ACSR.1/0	25
GRAPA AMARRE ALUMINIO PARA COND. AWG 1/0(RAVEN)	24
CONECTOR CUÑA A PRESIÓN AGW 1/0-AGW 1/0	58
CONECTOR CUÑA A PRESIÓN CON ESTRIBO AGW 1/0	26
CONECTOR CUÑA A PRESIÓN AGW1/0 - N°2 CU	37
CONECTOR AMOVIBLE PARA ESTRIBO	13
GRAPA CONEXIÓN CABLE TIERRA SIN TORNILLO6	37
CONECTOR COMPRESION #2-#2 CU	37
CRUCETA ANGULAR METALICA A.G. 2400MM	55

Fuente: elaboración propia.

3.5. Presupuesto

En base al análisis de costos por mano de obra utilizados por DEORSA y el costo del material en el mercado nacional se tiene una estimación del costo total de la obra.

Tabla XIV. **Presupuesto**

PRESUPUESTO	COSTO	
Mano de Obra	Q	49,422.98
Materiales	Q	132,453.58
Gastos Administrativos	Q	15,815.35
Total	Q	197,691.91

Fuente: elaboración propia.

Los costos de mano de obra son un aproximado considerando el costo por hora de liniero y ayudante. No se considera el pago por derecho de interrumpir la energía eléctrica a los clientes durante el tiempo en que se ejecute el proyecto.

4. ANÁLISIS ECONÓMICO

En el análisis económico se busca determinar la factibilidad de que el proyecto sea rentable, considerando los costos derivados de mantener una alta corriente de desbalance (penalizaciones) y los costos que implica la solución a la corriente de desbalance.

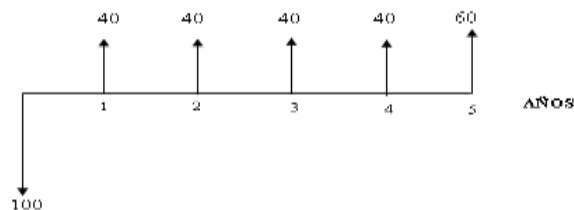
Herramientas de evaluación de proyectos que se van a utilizar:

4.1. Diagrama de flujo en efectivo

Es la representación gráfica de las entradas o salidas de capital que se producen en una empresa, producto, etc. Estas van a ser las dos variables principales que van a determinar si una inversión es interesante o no.

Ejemplo de un diagrama de flujo:

Figura 25. Diagrama de Flujo



Fuente: elaboración propia.

4.2. Valor Actual Neto

También llamado valor presente neto es uno de los criterios económicos más ampliamente utilizados en la evaluación de proyectos de inversión. Mide la rentabilidad deseada después de recuperar toda la inversión. Para ello, calcula el valor actual de todos los flujos futuros de caja, proyectado a partir del primer período de operación y le resta la inversión total expresada en el momento cero.

Si el resultado es mayor que cero mostrará cuanto se gana con el proyecto, después de recuperar la inversión, por sobre la tasa i que se exigía de retorno al proyecto; si el resultado es igual a cero, indica que el proyecto reporta exactamente la tasa i que se quería obtener después de recuperar el capital invertido; y si el resultado es negativo, muestra el monto que falta para ganar la tasa que se deseaba obtener después de recuperada la inversión.

La fórmula para calcular el VAN es:

Ecuación 5 VAN:

$$\text{VAN} = \sum_{t=1}^n \frac{V_t}{(1+k)^t} - I_0 \quad (5)$$

Donde:

V_t =Flujo de efectivo para el periodo t

k =Tasa de rendimiento requerida

t =tiempo

I_0 =Valor de desembolso inicial del proyecto

4.3. Tasa Interna de Retorno

Un segundo criterio de evaluación lo constituye la tasa interna de retorno, TIR, que mide la rentabilidad como porcentaje. Es la tasa de interés para el cual el valor actual neto (VAN) es igual a cero.

Ecuación 6 TIR:

$$VAN = \sum_{t=1}^n \frac{F_t}{(1 + TIR)^t} - I = 0 \quad (6)$$

4.4. Análisis económico del proyecto

Se considerarán como ingresos para el diagrama de flujo los siguientes aspectos.

El ahorro en pago de indemnizaciones: Esto en base al artículo 34, Cap. 1, título 5 de Normas NTCSTS. En donde se expresa los montos que las distribuidoras pagarán al transportista por mantener niveles altos de corrientes de desbalance.

Para obtener el valor de la penalización correspondiente por mantener un circuito desbalanceado se deben de analizar todas las mediciones realizadas durante un mes calendario. Para lograr el valor de penalización, todos los registros o mediciones se deben de clasificar utilizando la siguiente tabla.

Tabla XV. **Valorización de la energía según el grado de desviación a las tolerancias establecidas**

ΔDIP_{kSUP} superior al admisible en (%)	VALORACION DE LA ENERGIA - CE(B) (% de CENS)
≤ 1	5
≤ 3	20
≤ 5	50
≤ 7	75
> 7	100

Fuente: NTCSTS.

Se define a ΔDIP_{kSUP} como el porcentaje de desviación que exceda de la tolerancia establecida en estas Normas.

El factor de compensación corresponde al Periodo de Medición Mensual por desviación en el desbalance de corriente admisible, que servirá de base para la determinación de la indemnización correspondiente, se calcula mediante la siguiente expresión:

Ecuación 7 Factor de Compensación:

$$\sum_{B=BP} CE_{(B)} * ENE_{(B)} * CENS / 100 \quad (7)$$

Donde:

$CE_{(B)}$: Valorización de la energía en función de la desviación detectada, como porcentaje (%) del CENS, de conformidad con la tabla anterior.

$\sum_{B=BP}$ Sumatoria considerando todos los registros a indemnizar.

$ENE_{(B)}$: Energía, en kwh, registrada durante el período de medición mensual.

4.4.1. Cálculo de penalización de SMT Sanarate

Este proceso se debe de realizar a cada uno de los registros obtenidos durante el período de medición, en este caso un mes, para analizar este proceso vamos a calcular la penalización para un punto tomado de tabla del Anexo A, en donde se encuentran los resultados a este proceso.

Como en el inciso 2.1.1.4.2 se tomará como ejemplo el registro #6, el cual tiene los siguientes datos.

ΔDIP (%)= 15.38%

ENE = 208 kwh

$CENS$ = Q.19.92

En este paso se calcula la penalización para un punto en específico; el cálculo para los demás registros se encuentran en el Anexo A.

Ecuación 7: indemnización

$$\text{Indemnización} = \text{CE} * \text{ENE} * \text{CENS} / 100 \quad (8)$$

Para encontrar CE se realiza la resta del Δ DIP - 10 y el valor que se obtiene se compara con la tabla 15 para encontrar el porcentaje de la energía en función del desbalance de dicho punto.

La desviación ($15.38 - 10 = 5.38$) % nuestra desviación > 5 por lo tanto el CE es de 50%

Calculando:

$$\text{Indemnización} = (50\% * 208 \text{ kwh} * 19,92\text{Q/kwh}) / 100$$

Q. 20,71

Este punto tiene una penalización del Q. 20.71 en base a su porcentaje de desbalance y el CENS (costo de energía no suministrada).

Haciendo el cálculo para todos los registros se obtiene la siguiente tabla.

Tabla XVI. **Penalización SMT Sanarate**

CE (%)	ENE (Kwh)	CENS (Q/kwh)	PENALIZACION
5	39863.26	19.28	Q 384.31
20	55277.69	19.28	Q 2,131.66
50	17754.78	19.28	Q 1,711.68
75	9951.42	19.28	Q 1,439.08
100	6938.01	19.28	Q 1,337.74
Total general	129785.16		Q 7,004.47

Fuente: elaboración propia.

En la tabla anterior se muestran todos los registros que tiene un porcentaje de desbalance arriba de 10 por ciento y separados por banda. Al hacer la suma de todos los registros y de la energía suministrada se obtiene la penalización correspondiente para este ramal durante el mes.

Se consideraran como egresos para el diagrama de flujo el siguiente aspecto.

El gasto necesario para ejecutar la reconversión de 2 kilómetros de línea de media tensión en derivación a San Miguel Conacaste. Esto en base a los cálculos realizados en el capítulo 3.

Tabla XVII. **Presupuesto**

PRESUPUESTO	COSTO	
Mano de Obra	Q	49,422.98
Materiales	Q	132,453.58
Gastos Administrativos	Q	15,815.35
Total	Q	197,691.91

Fuente: elaboración propia.

4.4.2. Diagrama de flujo y Valor Actual Neto

Ahora que ya tenemos los egresos e ingresos del proyecto procedemos a calcular en VAN, para este estudio se utiliza un interés del 11,3 por ciento anual que corresponde a la renta prevista por el grupo corporativo, los datos del proyecto son los siguientes:

Tabla XVIII. **Egresos e ingresos**

DATOS PROYECTO	
Inversión	Q 197,691.97
Tasa valuación	11.30%
Penalización (año)	Q 84,053.64

Fuente: elaboración propia.

$$VAN = \sum_{t=1}^n \frac{V_t}{(1+k)^t} - I_0 \quad (5)$$

4.4.2.1. Flujo de caja

Para obtener el flujo de caja se consideran los siguientes aspectos:

- El proyecto se ejecuta en el primer semestre del año 2012, incurriendo en desembolsos iguales por cuatro meses.
- Durante el segundo semestre se ahorra el monto penalizado por el desbalance de corriente, convirtiéndose en un ahorro para el proyecto.
- Definimos que en los próximos años se tendrá una inflación en los precios del 2,5 por ciento.

En base a los puntos antes mencionados, se obtiene el siguiente flujo de caja:

Tabla XIX. Flujo de caja

FLUJO DE CAJA									
Año	Inflación precios			(-)	(+)	(-)			
				Q. Inversión	Penalización	flujo mes	Flujo año	VAN	TIR
0		2012	ene	Q -	Q -	Q -			
			feb	Q -	Q -	Q -			
			mar	Q 49,422.99	Q -	Q (49,422.99)			
			abr	Q 49,422.99	Q -	Q (49,422.99)			
			may	Q 49,422.99	Q -	Q (49,422.99)			
			jun	Q 49,422.99	Q -	Q (49,422.99)			
			jul	Q -	Q 7,004.47	Q 7,004.47			
			ago	Q -	Q 7,004.47	Q 7,004.47			
			sep	Q -	Q 7,004.47	Q 7,004.47			
			oct	Q -	Q 7,004.47	Q 7,004.47			
			nov	Q -	Q 7,004.47	Q 7,004.47			
			dic	Q -	Q 7,004.47	Q 7,004.47			
0		2012		Q 197,691.97	Q 42,026.82	Q (155,665.15)	Q (155,665.15)		
1	2.5%	2013		Q -	Q 86,154.98	Q -	Q 86,154.98	Q (70,312.00)	-45%
2	2.5%	2014		Q -	Q 88,308.86	Q -	Q 88,308.86	Q (6,262.06)	8%
3	2.5%	2015		Q -	Q 90,516.58	Q -	Q 90,516.58	Q 52,723.74	32%

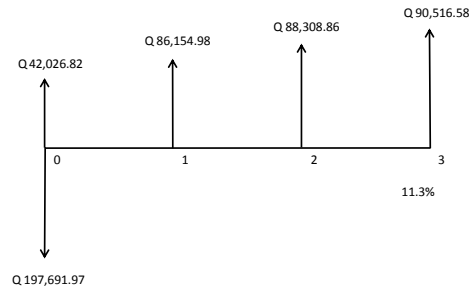
Fuente: elaboración propia.

4.4.3. Diagrama de flujo

Se observa en forma simplificada los egresos e ingresos del proyecto que se presentan en el proyecto. Se proyectan tres años debido a que desde el tercero se presenta un valor positivo, es decir, se recupera la inversión realizada.

El tercer año presenta un 32% de TIR, es decir, que se obtiene una tasa de retorno del 32%, una recuperación de la inversión mayor a la realizada.

Figura 26. **Diagrama de flujo de SMT Sanarate**



Fuente: elaboración propia.

Los datos que se muestran en el diagrama de flujo provienen de la tabla del Flujo de Caja, en el cual se observan los valores de gasto y ahorro que obtenemos en cada año.

4.5. **Análisis de resultados**

En base a los resultados obtenidos en el VAN y TIR se puede obtener los siguientes datos:

Año = 3
VAN = Q 52 723,74
TIR = 32%

Esto significa que el proyecto de convertir la línea monofásica en trifásica es atractivo y que se recupera la inversión antes de los 3 años.

CONCLUSIONES

1. La causa esencial en el desbalance del circuito de media tensión Sanarate es la poca extensión de línea trifásica existente.
2. La derivación monofásica No. 24 que se dirige hacia San Miguel Conacaste alimenta el 93 por ciento de la carga conectada sobre Fase S del circuito Sanarate 13,8 kV.
3. Convirtiendo 2 kilómetros de línea monofásica a trifásica de la derivación No. 24 se lograría distribuir de forma correcta la carga en las tres fases y de esta forma se solucionaría el problema de desbalance en el circuito.
4. En base al estudio económico se determinó que la inversión necesaria para reconvertir 2 kilómetros de línea monofásica a trifásica es viable, al evitar el pago de penalizaciones por un sistema desbalanceado se recupera la inversión en 3 años.

RECOMENDACIONES

1. Mantener un control sobre el crecimiento de líneas monofásicas. Realizar estudios de flujo de carga de forma periódica sobre los circuitos de distribución, para conocer el comportamiento y las necesidades de cada uno de los circuitos.
2. Realizar las correcciones necesarias para balancear los circuitos, tales como: movimiento de cargas entre fases, reconversión de tramos de líneas, monitoreo constante y en varios puntos de los circuitos, etc. evitando de este modo pérdidas de energía, problemas en transformadores de potencia y las penalizaciones correspondientes.
3. Controlar el uso y las conexiones de bancos de transformación en configuración delta abierta. Ello asegura un mejor balance de potencia activa y reactiva.
4. Ampliar la cobertura de circuitos trifásicos en los centros de carga, estos sistemas ayuda a mantener balanceados los sistemas y ofrece un atractivo a la apertura de industrias en el área.

BIBLIOGRAFÍA

1. Administrador del Mercado Mayorista. *Principios mercado mayorista*. Boletín No.3, 1999, 2 p.
2. Comisión Nacional de Energía Eléctrica. *Normas técnicas de calidad del servicio de transporte y sanciones*. CNEE – 50 – 99.
3. EDMINISTER, Joseph A. *Circuitos eléctricos*.2a. ed. México: McGraw-Hill, 1994, 316 p.
4. Instituto Nacional de Electrificación. *Ley General de Electricidad y su Reglamento*. Guatemala: INDE, 1998, 33 p.
5. NASSIR SAPAG, Chaín. *Proyectos de Inversión, formulación y evaluación*. Pearson Educación de México 2007, 544 p.
6. Producel Ingenieros. *Equipos para medición, montaje y protección eléctrica*. 2008, 28 p.
7. RAMÍREZ, CASTAÑO, Samuel. *Calidad del servicio de energía eléctrica*. Colombia: Universidad Nacional de Colombia, 2003, 364 p.
8. RAS OLIVA, Enrique. *Transformadores de potencia, de medida y de protección*. 7a. ed. México: Alfaomega Grupo Editor, 1995, 299 p.

9. _____.*Diez Años de Contribuir con el Desarrollo Integral de Guatemala*. DEOCSA – DEORSA. 2009, 124 p.
10. _____.*Norma de instalaciones de medidas*. Guatemala. DEOCSA – DEORSA, 2004, 292 p.

ANEXOS

ANEXO A

Fecha	Kwhd	Kwh r	Kvarh d	Kvarh r	la	lb	lc	lunba l	lunba l-10	CE %	CENS	Indemnizaci3n
01/04/2011 00:00	229.2	0.00	57.91	0.00	37.38	37.53	43.51	10.23	0.23	5%	Q 19.92	Q 2.28
01/04/2011 00:15	222.56	0.00	56.77	0.00	36.30	37.28	41.87	8.80	-1.20	0%	Q 19.92	Q -
01/04/2011 00:30	220.87	0.00	56.77	0.00	35.20	38.34	42.27	9.50	-0.50	0%	Q 19.92	Q -
01/04/2011 00:45	214.65	0.00	57.91	0.00	33.61	36.24	40.18	9.55	-0.45	0%	Q 19.92	Q -
01/04/2011 01:00	207.36	0.00	60.96	0.00	33.70	36.72	39.70	8.19	-1.81	0%	Q 19.92	Q -
01/04/2011 01:15	207.56	0.00	58.29	0.00	32.49	34.54	41.89	15.38	5.38	75%	Q 19.92	Q 31.01
01/04/2011 01:30	207.55	0.00	57.15	0.00	32.36	36.30	40.65	11.56	1.56	20%	Q 19.92	Q 8.27
01/04/2011 01:45	203.03	0.00	59.44	0.00	32.38	34.42	38.97	10.53	0.53	5%	Q 19.92	Q 2.02
01/04/2011 02:00	200.22	0.00	61.34	0.00	32.95	33.75	38.44	9.68	-0.32	0%	Q 19.92	Q -
01/04/2011 02:15	196.55	0.00	60.96	0.00	30.86	34.26	35.49	7.98	-2.02	0%	Q 19.92	Q -
01/04/2011 02:30	196.74	0.00	62.48	0.00	31.51	35.05	36.63	8.39	-1.61	0%	Q 19.92	Q -
01/04/2011 02:45	195.29	0.00	57.91	0.00	32.32	34.45	35.96	5.62	-4.38	0%	Q 19.92	Q -
01/04/2011 03:00	195.96	0.00	59.44	0.00	30.44	34.18	36.89	10.04	0.04	5%	Q 19.92	Q 1.95
01/04/2011 03:15	195.86	0.00	60.58	0.00	31.19	33.62	36.58	8.24	-1.76	0%	Q 19.92	Q -
01/04/2011 03:30	196.55	0.00	59.44	0.00	32.04	35.77	38.13	9.27	-0.73	0%	Q 19.92	Q -
01/04/2011 03:45	198.51	0.00	59.06	0.00	30.89	34.92	37.15	9.99	-0.01	0%	Q 19.92	Q -
01/04/2011 04:00	195.38	0.00	57.91	0.00	31.90	34.83	36.96	7.71	-2.29	0%	Q 19.92	Q -
01/04/2011 04:15	199.8	0.00	55.25	0.00	30.85	35.18	37.04	10.21	0.21	5%	Q 19.92	Q 1.99
01/04/2011 04:30	203.08	0.00	54.86	0.00	32.69	38.13	39.66	11.23	1.23	20%	Q 19.92	Q 8.09
01/04/2011 04:45	210.01	0.00	54.48	0.00	31.35	38.01	41.73	15.34	5.34	75%	Q 19.92	Q 31.38
01/04/2011 05:00	220.73	0.00	54.48	0.00	33.50	39.67	45.65	15.42	5.42	75%	Q 19.92	Q 32.98
01/04/2011 05:15	223.47	0.00	55.63	0.00	32.36	40.44	43.75	16.71	6.71	75%	Q 19.92	Q 33.39
01/04/2011 05:30	221.06	0.00	53.72	0.00	33.34	37.72	41.73	11.32	1.32	20%	Q 19.92	Q 8.81
01/04/2011 05:45	202.75	0.00	54.48	0.00	30.32	32.76	35.03	7.29	-2.71	0%	Q 19.92	Q -
01/04/2011 06:00	192.49	0.00	56.39	0.00	28.63	32.58	35.33	11.03	1.03	20%	Q 19.92	Q 7.67

01/04/201 1 06:15	193.1 4	0.00	42.29	0.00	30.0 0	34.2 5	35.2 4	9.54	-0.46	0%	Q 19.92	Q	-
01/04/201 1 06:30	205.5	0.00	12.95	0.00	33.6 6	33.4 6	37.9 1	8.28	-1.72	0%	Q 19.92	Q	-
01/04/201 1 06:45	211.8 4	0.00	7.24	0.00	34.3 0	35.2 6	43.3 2	15.13	5.13	75%	Q 19.92	Q	31.65
01/04/201 1 07:00	220.4 8	0.00	4.19	0.38	32.3 5	35.8 1	40.7 7	12.28	2.28	20%	Q 19.92	Q	8.78
01/04/201 1 07:15	227.9 1	0.00	2.67	0.00	38.3 7	38.0 5	45.5 7	12.07	2.07	20%	Q 19.92	Q	9.08
01/04/201 1 07:30	241.7 3	0.00	3.05	0.76	36.4 5	41.8 4	44.4 1	10.88	0.88	5%	Q 19.92	Q	2.41
01/04/201 1 07:45	242.1 7	0.00	3.43	0.76	38.3 8	43.8 3	49.7 0	13.03	3.03	50%	Q 19.92	Q	24.12
01/04/201 1 08:00	264.3 9	0.00	7.62	0.38	42.1 9	44.7 8	55.6 2	17.02	7.02	100 %	Q 19.92	Q	52.67
01/04/201 1 08:15	271.9 5	0.00	9.14	0.00	44.5 0	44.4 7	53.3 1	12.41	2.41	20%	Q 19.92	Q	10.83
01/04/201 1 08:30	277.0 5	0.00	9.53	0.00	43.3 2	46.3 0	53.3 6	11.96	1.96	20%	Q 19.92	Q	11.04
01/04/201 1 08:45	277.6 6	0.00	10.67	0.00	44.6 4	44.8 8	49.7 0	7.10	-2.90	0%	Q 19.92	Q	-
01/04/201 1 09:00	276.2	0.00	10.29	0.00	49.0 4	45.5 3	50.6 7	5.96	-4.04	0%	Q 19.92	Q	-
01/04/201 1 09:15	280.2 9	0.00	13.72	0.00	49.4 5	47.7 6	53.3 1	6.25	-3.75	0%	Q 19.92	Q	-
01/04/201 1 09:30	278.0 8	0.00	19.05	0.00	45.5 6	45.2 5	52.7 3	10.21	0.21	5%	Q 19.92	Q	2.77
01/04/201 1 09:45	278.9 1	0.00	22.10	0.00	46.7 5	47.6 2	55.0 4	10.51	0.51	5%	Q 19.92	Q	2.78
01/04/201 1 10:00	286.6 1	0.00	22.48	0.00	47.9 0	45.9 7	56.5 6	12.80	2.80	20%	Q 19.92	Q	11.42
01/04/201 1 10:15	290.9 1	0.00	23.62	0.00	47.0 9	50.6 0	56.9 6	10.49	0.49	5%	Q 19.92	Q	2.90
01/04/201 1 10:30	289.7 2	0.00	29.72	0.00	47.4 6	48.8 4	55.3 7	9.52	-0.48	0%	Q 19.92	Q	-
01/04/201 1 10:45	298.3 8	0.00	30.10	0.00	50.8 6	50.6 8	56.5 2	7.28	-2.72	0%	Q 19.92	Q	-
01/04/201 1 11:00	296.8 9	0.00	31.62	0.00	49.4 1	47.9 7	56.1 6	9.73	-0.27	0%	Q 19.92	Q	-
01/04/201 1 11:15	292.1 3	0.00	32.39	0.00	50.7 8	48.2 8	54.6 0	6.60	-3.40	0%	Q 19.92	Q	-
01/04/201 1 11:30	298.1 6	0.00	34.67	0.00	49.6 0	49.9 7	56.6 1	8.74	-1.26	0%	Q 19.92	Q	-
01/04/201 1 11:45	295.1	0.00	35.05	0.00	52.9 2	49.6 7	52.8 8	4.16	-5.84	0%	Q 19.92	Q	-
01/04/201 1 12:00	295.7 2	0.00	37.72	0.00	53.6 3	46.0 7	53.2 3	9.63	-0.37	0%	Q 19.92	Q	-
01/04/201 1 12:15	298.5 3	0.00	36.96	0.00	52.9 1	48.9 5	58.2 1	9.10	-0.90	0%	Q 19.92	Q	-
01/04/201 1 12:30	301.1 2	0.00	39.62	0.00	53.4 5	48.5 3	57.1 6	8.51	-1.49	0%	Q 19.92	Q	-
01/04/201 1 12:45	300.6 7	0.00	38.10	0.00	54.1 5	47.9 1	55.9 9	9.06	-0.94	0%	Q 19.92	Q	-
01/04/201 1 13:00	301.3 5	0.00	39.24	0.00	57.2 2	48.8 7	55.5 3	9.29	-0.71	0%	Q 19.92	Q	-
01/04/201 1 13:15	302.0 7	0.00	39.24	0.00	52.1 2	49.4 6	54.3 4	4.84	-5.16	0%	Q 19.92	Q	-
01/04/201 1 13:30	296.9 5	0.00	40.01	0.00	51.9 6	48.1 5	52.4 0	5.28	-4.72	0%	Q 19.92	Q	-
01/04/201 1 13:45	295.3 8	0.00	38.10	0.00	51.7 9	49.9 1	53.1 9	3.33	-6.67	0%	Q 19.92	Q	-
01/04/201 1 14:00	296.3 4	0.00	34.29	0.00	52.9 8	49.0 8	56.6 0	7.20	-2.80	0%	Q 19.92	Q	-

01/04/201 1 14:15	301.2 3	0.00	33.53	0.00	51.9 5	48.7 5	56.6 0	7.95	-2.05	0%	Q 19.92	Q	-
01/04/201 1 14:30	299.2 9	0.00	32.39	0.00	50.1 3	47.4 3	56.1 1	9.54	-0.46	0%	Q 19.92	Q	-
01/04/201 1 14:45	297.6 1	0.00	30.48	0.00	52.8 9	49.1 0	54.7 9	6.05	-3.95	0%	Q 19.92	Q	-
01/04/201 1 15:00	294.4 3	0.00	25.91	0.00	51.1 6	45.8 4	55.6 9	9.94	-0.06	0%	Q 19.92	Q	-
01/04/201 1 15:15	296.8 6	0.00	25.91	0.00	52.2 9	50.1 1	56.9 0	7.16	-2.84	0%	Q 19.92	Q	-
01/04/201 1 15:30	298.3 2	0.00	25.91	0.00	51.2 0	48.9 2	53.9 6	5.06	-4.94	0%	Q 19.92	Q	-
01/04/201 1 15:45	301.5 1	0.00	27.05	0.00	50.0 3	49.4 1	57.8 8	10.37	0.37	5%	Q 19.92	Q	3.00
01/04/201 1 16:00	299.5 8	0.00	28.58	0.00	49.6 1	46.5 9	56.1 7	10.59	0.59	5%	Q 19.92	Q	2.98
01/04/201 1 16:15	291.4 6	0.00	24.38	0.00	48.1 0	47.5 6	55.3 2	9.92	-0.08	0%	Q 19.92	Q	-
01/04/201 1 16:30	292.0 3	0.00	22.48	0.00	47.2 0	43.5 8	58.1 7	17.16	7.16	100 %	Q 19.92	Q	58.17
01/04/201 1 16:45	285.4 7	0.00	20.57	0.00	47.5 8	44.2 0	55.5 8	13.15	3.15	50%	Q 19.92	Q	28.43
01/04/201 1 17:00	284.8 6	0.00	17.15	0.00	46.4 8	42.6 9	56.0 1	15.74	5.74	75%	Q 19.92	Q	42.56
01/04/201 1 17:15	284.4 6	0.00	14.10	0.00	46.6 7	43.7 0	55.5 0	14.14	4.14	50%	Q 19.92	Q	28.33
01/04/201 1 17:30	282.9 2	0.00	25.15	0.00	47.5 5	42.8 3	53.5 4	11.60	1.60	20%	Q 19.92	Q	11.27
01/04/201 1 17:45	287.3 6	0.00	57.53	0.00	50.4 4	46.9 5	53.5 7	6.70	-3.30	0%	Q 19.92	Q	-
01/04/201 1 18:00	303.6 7	0.00	66.29	0.00	56.8 7	53.1 3	56.9 3	4.52	-5.48	0%	Q 19.92	Q	-
01/04/201 1 18:15	352.6 9	0.00	63.63	0.00	69.4 8	70.5 6	73.4 5	3.21	-6.79	0%	Q 19.92	Q	-
01/04/201 1 18:30	425.9 2	0.00	62.10	0.00	73.8 7	77.2 2	79.9 6	4.09	-5.91	0%	Q 19.92	Q	-
01/04/201 1 18:45	448.0 7	0.00	59.44	0.00	75.6 1	82.6 2	82.1 9	5.65	-4.35	0%	Q 19.92	Q	-
01/04/201 1 19:00	457.7 1	0.00	62.10	0.00	77.5 4	81.5 9	82.0 0	3.53	-6.47	0%	Q 19.92	Q	-
01/04/201 1 19:15	458.1 3	0.00	62.10	0.00	76.9 2	83.2 7	81.8 0	4.64	-5.36	0%	Q 19.92	Q	-
01/04/201 1 19:30	456.3 4	0.00	62.10	0.00	75.6 3	81.7 0	81.6 9	5.07	-4.93	0%	Q 19.92	Q	-
01/04/201 1 19:45	453.6 5	0.00	62.10	0.00	74.6 6	78.6 1	82.5 0	5.00	-5.00	0%	Q 19.92	Q	-
01/04/201 1 20:00	448.8 7	0.00	62.10	0.00	74.7 2	79.6 9	78.8 5	3.90	-6.10	0%	Q 19.92	Q	-
01/04/201 1 20:15	441.1 2	0.00	61.72	0.00	73.4 9	78.1 5	78.9 7	4.40	-5.60	0%	Q 19.92	Q	-
01/04/201 1 20:30	436.1 9	0.00	62.48	0.00	72.4 6	77.4 1	77.0 5	4.20	-5.80	0%	Q 19.92	Q	-
01/04/201 1 20:45	430.8 7	0.00	60.58	0.00	71.8 1	74.7 9	76.4 5	3.42	-6.58	0%	Q 19.92	Q	-
01/04/201 1 21:00	419.7 5	0.00	60.96	0.00	69.6 2	73.8 9	73.7 8	3.88	-6.12	0%	Q 19.92	Q	-
01/04/201 1 21:15	407.8 5	0.00	62.10	0.00	67.2 2	68.4 2	69.6 6	1.79	-8.21	0%	Q 19.92	Q	-
01/04/201 1 21:30	394.4 3	0.00	61.72	0.00	65.5 0	67.4 4	67.9 9	2.20	-7.80	0%	Q 19.92	Q	-
01/04/201 1 21:45	382.2 9	0.00	61.72	0.00	65.6 4	64.6 5	64.7 5	0.96	-9.04	0%	Q 19.92	Q	-
01/04/201 1 22:00	364.3 1	0.00	59.06	0.00	64.5 6	60.7 6	62.3 0	3.23	-6.77	0%	Q 19.92	Q	-

01/04/201 1 22:15	348.6 9	0.00	58.67	0.00	58.1 6	58.0 9	57.9 7	0.18	-9.82	0%	Q 19.92	Q	-
01/04/201 1 22:30	331.1 4	0.00	59.06	0.00	55.3 9	55.4 9	58.9 9	4.18	-5.82	0%	Q 19.92	Q	-
01/04/201 1 22:45	318.7 7	0.00	60.20	0.00	54.3 3	52.5 3	55.9 2	3.19	-6.81	0%	Q 19.92	Q	-
01/04/201 1 23:00	298.2 1	0.00	61.34	0.00	49.6 7	48.4 3	53.5 0	5.87	-4.13	0%	Q 19.92	Q	-
01/04/201 1 23:15	283.8 8	0.00	57.91	0.00	46.4 7	46.3 3	51.0 5	6.47	-3.53	0%	Q 19.92	Q	-
01/04/201 1 23:30	271.1 7	0.00	53.72	0.00	44.1 5	46.1 8	49.3 5	5.99	-4.01	0%	Q 19.92	Q	-
01/04/201 1 23:45	259.3 2	0.00	55.63	0.00	41.4 3	43.7 2	44.6 5	4.24	-5.76	0%	Q 19.92	Q	-
02/04/201 1 00:00	246.0 7	0.00	54.48	0.00	39.5 1	41.5 4	46.0 0	8.62	-1.38	0%	Q 19.92	Q	-
02/04/201 1 00:15	241.8 2	0.00	55.63	0.00	39.7 9	40.8 0	44.8 0	7.19	-2.81	0%	Q 19.92	Q	-
02/04/201 1 00:30	237.3 6	0.00	56.39	0.00	36.6 2	39.7 8	44.6 5	10.66	0.66	5%	Q 19.92	Q	2.36
02/04/201 1 00:45	228.4 2	0.00	56.01	0.00	36.1 4	38.5 5	42.1 6	8.24	-1.76	0%	Q 19.92	Q	-
02/04/201 1 00:59	222.0 2	0.00	53.72	0.00	36.8 8	38.6 5	40.9 7	5.50	-4.50	0%	Q 19.92	Q	-
02/04/201 1 01:14	219.5 3	0.00	55.25	0.00	36.3 5	38.9 3	40.3 1	5.66	-4.34	0%	Q 19.92	Q	-
02/04/201 1 01:29	217.1 4	0.00	56.01	0.00	35.0 4	37.4 6	39.8 5	6.44	-3.56	0%	Q 19.92	Q	-
02/04/201 1 01:44	216.9 5	0.00	54.48	0.00	34.5 8	36.6 7	40.8 2	9.27	-0.73	0%	Q 19.92	Q	-
02/04/201 1 01:59	214.3 3	0.00	53.34	0.00	36.0 4	37.4 7	40.5 2	6.60	-3.40	0%	Q 19.92	Q	-
02/04/201 1 02:14	211.8 9	0.00	53.72	0.00	33.3 1	38.5 6	37.4 9	8.62	-1.38	0%	Q 19.92	Q	-
02/04/201 1 02:29	208.8 4	0.00	56.01	0.00	33.6 0	36.0 3	38.8 0	7.35	-2.65	0%	Q 19.92	Q	-
02/04/201 1 02:44	207.9 6	0.00	53.72	0.00	33.8 9	37.3 6	39.4 8	8.18	-1.82	0%	Q 19.92	Q	-
02/04/201 1 02:59	209.3 6	0.00	53.34	0.00	33.2 2	36.5 5	39.6 9	8.95	-1.05	0%	Q 19.92	Q	-
02/04/201 1 03:14	208.7 4	0.00	55.25	0.00	33.3 8	36.4 9	39.0 6	8.07	-1.93	0%	Q 19.92	Q	-
02/04/201 1 03:29	206.9 2	0.00	53.72	0.00	33.1 4	36.6 8	38.6 2	8.32	-1.68	0%	Q 19.92	Q	-
02/04/201 1 03:44	206.6 5	0.00	55.25	0.00	33.1 9	36.7 8	38.3 2	8.05	-1.95	0%	Q 19.92	Q	-
02/04/201 1 03:59	208.6 8	0.00	53.72	0.00	33.8 1	38.4 1	38.7 3	8.58	-1.42	0%	Q 19.92	Q	-
02/04/201 1 04:14	212.6 8	0.00	52.96	0.00	33.1 4	38.2 6	40.9 4	11.50	1.50	20%	Q 19.92	Q	8.47
02/04/201 1 04:29	212.4 6	0.00	52.96	0.00	34.6 8	38.3 9	39.5 0	7.58	-2.42	0%	Q 19.92	Q	-
02/04/201 1 04:44	215.2 2	0.00	53.34	0.00	34.3 0	39.0 4	40.4 1	9.54	-0.46	0%	Q 19.92	Q	-
02/04/201 1 04:59	215.9	0.00	52.20	0.00	32.8 7	39.4 6	40.0 4	12.25	2.25	20%	Q 19.92	Q	8.60
02/04/201 1 05:14	218.4 8	0.00	55.25	0.00	34.9 4	39.2 7	41.8 4	9.68	-0.32	0%	Q 19.92	Q	-
02/04/201 1 05:29	222.8 9	0.00	52.96	0.00	33.9 9	38.1 9	39.3 3	8.56	-1.44	0%	Q 19.92	Q	-
02/04/201 1 05:44	198.7 6	0.00	52.58	0.00	30.5 0	32.2 7	33.0 4	4.50	-5.50	0%	Q 19.92	Q	-
02/04/201 1 05:59	184.8 5	0.00	51.82	0.00	28.4 1	31.4 7	32.3 0	7.54	-2.46	0%	Q 19.92	Q	-

02/04/201 1 06:14	188.2 2	0.00	33.15	0.00	28.4 8	33.8 9	34.1 2	11.45	1.45	20%	Q 19.92	Q 7.50
02/04/201 1 06:29	198	0.00	4.57	0.38	30.3 7	34.6 5	35.7 5	9.59	-0.41	0%	Q 19.92	Q -
02/04/201 1 06:44	203.0 4	0.00	4.57	0.38	30.2 8	36.6 5	35.1 4	11.00	1.00	20%	Q 19.92	Q 8.09
02/04/201 1 06:59	207.2 9	0.00	7.24	0.38	31.2 3	37.5 5	37.5 8	11.91	1.91	20%	Q 19.92	Q 8.26
02/04/201 1 07:14	218.6	0.00	13.34	0.00	35.6 2	38.0 8	39.3 8	5.50	-4.50	0%	Q 19.92	Q -
02/04/201 1 07:29	230.2	0.00	16.00	0.38	37.0 9	38.8 4	44.1 4	10.29	0.29	5%	Q 19.92	Q 2.29
02/04/201 1 07:44	237.8 9	0.00	17.53	0.00	39.6 9	39.9 5	45.8 3	9.58	-0.42	0%	Q 19.92	Q -
02/04/201 1 07:59	248.6 4	0.00	21.34	0.00	42.0 2	40.8 4	46.6 7	8.09	-1.91	0%	Q 19.92	Q -
02/04/201 1 08:14	253.7 7	0.00	21.72	0.00	41.4 1	43.4 0	49.5 4	10.62	0.62	5%	Q 19.92	Q 2.53
02/04/201 1 08:29	265.8 2	0.00	22.48	0.00	44.9 2	44.6 6	49.5 3	6.81	-3.19	0%	Q 19.92	Q -
02/04/201 1 08:44	277.7 5	0.00	27.43	0.00	47.9 8	48.2 5	52.3 8	5.74	-4.26	0%	Q 19.92	Q -
02/04/201 1 08:59	283.0 4	0.00	30.86	0.00	46.8 2	48.6 6	52.3 1	6.18	-3.82	0%	Q 19.92	Q -
02/04/201 1 09:14	285.1 6	0.00	33.53	0.00	47.3 2	49.8 9	52.4 6	5.15	-4.85	0%	Q 19.92	Q -
02/04/201 1 09:29	284.6 8	0.00	33.15	0.00	49.3 8	51.2 9	49.4 5	2.50	-7.50	0%	Q 19.92	Q -
02/04/201 1 09:44	286.6 5	0.00	34.67	0.00	50.5 5	47.5 8	50.4 7	3.94	-6.06	0%	Q 19.92	Q -
02/04/201 1 09:59	288.5 1	0.00	40.39	0.00	48.7 2	52.4 1	54.0 0	5.78	-4.22	0%	Q 19.92	Q -
02/04/201 1 10:14	290.8 1	0.00	43.82	0.00	47.1 2	50.4 4	53.5 1	6.43	-3.57	0%	Q 19.92	Q -
02/04/201 1 10:29	290.4 3	0.00	44.58	0.00	47.8 9	47.4 1	53.2 5	7.54	-2.46	0%	Q 19.92	Q -
02/04/201 1 10:44	292.2 8	0.00	49.15	0.00	49.5 6	48.4 6	52.4 0	4.51	-5.49	0%	Q 19.92	Q -
02/04/201 1 10:59	285.1 3	0.00	56.39	0.00	48.2 0	48.6 2	51.2 8	3.88	-6.12	0%	Q 19.92	Q -
02/04/201 1 11:14	282.1 1	0.00	60.96	0.00	49.2 9	47.4 2	52.4 9	5.54	-4.46	0%	Q 19.92	Q -
02/04/201 1 11:29	284.4 1	0.00	58.29	0.00	49.6 1	47.0 7	52.1 7	5.15	-4.85	0%	Q 19.92	Q -
02/04/201 1 11:44	291.2	0.00	57.91	0.00	50.8 1	46.9 2	54.8 0	7.78	-2.22	0%	Q 19.92	Q -
02/04/201 1 11:59	290.5 3	0.00	57.91	0.00	49.9 4	46.8 4	53.1 2	6.31	-3.69	0%	Q 19.92	Q -
02/04/201 1 12:14	294.3 5	0.00	56.01	0.00	51.2 6	50.0 1	54.1 0	4.46	-5.54	0%	Q 19.92	Q -
02/04/201 1 12:29	294.7	0.00	54.86	0.00	50.1 0	48.3 2	55.7 5	8.48	-1.52	0%	Q 19.92	Q -
02/04/201 1 12:44	297.4 5	0.00	51.82	0.00	50.2 4	48.7 3	55.8 1	8.17	-1.83	0%	Q 19.92	Q -
02/04/201 1 12:59	295.8 6	0.00	47.63	0.00	50.7 2	47.6 0	55.6 9	8.48	-1.52	0%	Q 19.92	Q -
02/04/201 1 13:14	294.2 9	0.00	44.20	0.00	51.2 8	47.0 9	53.7 3	7.12	-2.88	0%	Q 19.92	Q -
02/04/201 1 13:29	289.3 1	0.00	39.62	0.00	49.8 0	49.9 6	53.3 1	4.48	-5.52	0%	Q 19.92	Q -
02/04/201 1 13:44	290.8 7	0.00	41.91	0.00	48.8 2	48.6 4	54.4 1	7.48	-2.52	0%	Q 19.92	Q -
02/04/201 1 13:59	293.2	0.00	42.29	0.00	49.0 8	48.2 3	53.5 0	6.43	-3.57	0%	Q 19.92	Q -

02/04/201 1 14:14	287.1 4	0.00	40.01	0.00	48.0 4	46.0 8	50.9 5	5.36	-4.64	0%	Q 19.92	Q	-
02/04/201 1 14:29	287.3 6	0.00	38.10	0.00	47.0 7	47.3 3	51.3 4	5.68	-4.32	0%	Q 19.92	Q	-
02/04/201 1 14:44	287.3 8	0.00	38.10	0.00	48.0 6	47.5 2	53.4 5	7.60	-2.40	0%	Q 19.92	Q	-
02/04/201 1 14:59	288.3 4	0.00	37.34	0.00	50.6 3	47.0 8	52.9 8	6.27	-3.73	0%	Q 19.92	Q	-
02/04/201 1 15:14	290.0 6	0.00	36.20	0.00	47.3 7	48.4 4	50.0 5	2.94	-7.06	0%	Q 19.92	Q	-
02/04/201 1 15:29	285.4 7	0.00	34.29	0.00	49.4 1	47.3 1	49.0 6	2.64	-7.36	0%	Q 19.92	Q	-
02/04/201 1 15:44	284.8 4	0.00	35.81	0.00	50.8 4	47.4 0	50.2 0	4.20	-5.80	0%	Q 19.92	Q	-
02/04/201 1 15:59	291.2 3	0.00	31.24	0.00	52.4 4	49.2 3	51.3 1	3.46	-6.54	0%	Q 19.92	Q	-
02/04/201 1 16:14	295.6 2	0.00	31.24	0.00	52.7 4	46.1 9	53.0 5	8.82	-1.18	0%	Q 19.92	Q	-
02/04/201 1 16:29	297.7 7	0.00	28.58	0.00	52.1 6	47.5 5	54.2 4	7.34	-2.66	0%	Q 19.92	Q	-
02/04/201 1 16:44	302.5 7	0.00	28.96	0.00	54.3 8	47.7 0	53.2 3	7.86	-2.14	0%	Q 19.92	Q	-
02/04/201 1 16:59	299.6 7	0.00	28.19	0.00	51.2 8	46.8 7	51.3 2	5.93	-4.07	0%	Q 19.92	Q	-
02/04/201 1 17:14	293.1 3	0.00	26.67	0.00	50.6 6	47.0 6	50.1 3	4.51	-5.49	0%	Q 19.92	Q	-
02/04/201 1 17:29	288.9 4	0.00	28.58	0.00	51.9 9	44.9 6	53.2 1	10.18	0.18	5%	Q 19.92	Q	2.88
02/04/201 1 17:44	296.3 3	0.00	60.96	0.00	54.0 9	47.5 7	52.9 5	7.70	-2.30	0%	Q 19.92	Q	-
02/04/201 1 17:59	315.7 5	0.00	65.15	0.00	61.7 5	56.2 4	60.8 4	5.65	-4.35	0%	Q 19.92	Q	-
02/04/201 1 18:14	377.8 6	0.00	64.39	0.00	71.7 0	70.3 3	72.4 7	1.64	-8.36	0%	Q 19.92	Q	-
02/04/201 1 18:29	422.3 5	0.00	59.82	0.00	74.9 7	74.1 6	79.6 4	4.44	-5.56	0%	Q 19.92	Q	-
02/04/201 1 18:44	438.1 8	0.00	58.29	0.00	76.5 9	77.6 1	77.7 1	0.92	-9.08	0%	Q 19.92	Q	-
02/04/201 1 18:59	440.0 1	0.00	57.53	0.00	74.8 1	76.4 8	76.3 9	1.43	-8.57	0%	Q 19.92	Q	-
02/04/201 1 19:14	433.6 2	0.00	54.86	0.00	74.1 6	76.4 6	75.8 4	1.76	-8.24	0%	Q 19.92	Q	-
02/04/201 1 19:29	428.9 5	0.00	55.63	0.00	70.6 4	74.7 1	76.8 7	4.64	-5.36	0%	Q 19.92	Q	-
02/04/201 1 19:44	423.3 6	0.00	54.86	0.00	69.7 2	73.6 2	74.3 0	3.90	-6.10	0%	Q 19.92	Q	-
02/04/201 1 19:59	416.8 9	0.00	55.25	0.00	70.1 5	74.0 9	74.3 1	3.71	-6.29	0%	Q 19.92	Q	-
02/04/201 1 20:14	409.0 5	0.00	54.48	0.00	69.0 2	71.3 5	71.8 6	2.44	-7.56	0%	Q 19.92	Q	-
02/04/201 1 20:29	404.7 8	0.00	54.48	0.00	68.2 2	68.5 8	70.3 2	1.85	-8.15	0%	Q 19.92	Q	-
02/04/201 1 20:44	393.8 8	0.00	56.01	0.00	64.8 8	67.3 7	67.8 4	2.72	-7.28	0%	Q 19.92	Q	-
02/04/201 1 20:59	379.7 2	0.00	57.53	0.00	65.5 2	64.7 1	66.9 4	1.85	-8.15	0%	Q 19.92	Q	-
02/04/201 1 21:14	376.3 8	0.00	56.39	0.00	64.3 3	62.6 5	64.5 9	1.89	-8.11	0%	Q 19.92	Q	-
02/04/201 1 21:29	366.0 7	0.00	56.39	0.00	62.7 3	61.1 4	62.6 8	1.68	-8.32	0%	Q 19.92	Q	-
02/04/201 1 21:44	348.3 8	0.00	56.77	0.00	61.8 9	59.0 4	62.9 2	3.66	-6.34	0%	Q 19.92	Q	-
02/04/201 1 21:59	346.9 6	0.00	56.39	0.00	59.5 8	55.9 5	59.2 6	3.97	-6.03	0%	Q 19.92	Q	-

02/04/201 1 22:14	331.7	0.00	49.15	0.00	59.3 7	53.9 6	57.3 0	5.13	-4.87	0%	Q 19.92	Q	-
02/04/201 1 22:29	326.2 9	0.00	51.82	0.00	57.0 3	54.1 6	55.4 9	2.65	-7.35	0%	Q 19.92	Q	-
02/04/201 1 22:44	314.0 9	0.00	50.67	0.00	55.3 2	51.2 2	54.0 6	4.32	-5.68	0%	Q 19.92	Q	-
02/04/201 1 22:59	303.9	0.00	52.20	0.00	53.8 9	47.0 5	53.2 1	8.43	-1.57	0%	Q 19.92	Q	-
02/04/201 1 23:14	289.3 2	0.00	54.48	0.00	51.3 4	46.1 7	52.2 2	7.49	-2.51	0%	Q 19.92	Q	-
02/04/201 1 23:29	281.5 7	0.00	53.72	0.00	48.2 7	45.6 3	50.1 6	4.98	-5.02	0%	Q 19.92	Q	-
02/04/201 1 23:44	273.4 5	0.00	53.34	0.00	48.1 1	42.6 6	47.7 2	7.59	-2.41	0%	Q 19.92	Q	-
02/04/201 1 23:59	265.7 1	0.00	54.86	0.00	45.9 1	41.7 7	46.4 6	6.58	-3.42	0%	Q 19.92	Q	-
03/04/201 1 00:14	255.6	0.00	52.58	0.00	44.5 8	41.1 8	46.7 1	6.74	-3.26	0%	Q 19.92	Q	-
03/04/201 1 00:29	254.6 8	0.00	49.53	0.00	45.5 6	41.3 6	46.0 6	6.69	-3.31	0%	Q 19.92	Q	-
03/04/201 1 00:44	248.3 2	0.00	48.77	0.00	43.0 7	38.4 2	45.6 2	9.32	-0.68	0%	Q 19.92	Q	-
03/04/201 1 00:59	242.0 9	0.00	50.29	0.00	42.3 6	38.6 1	43.2 0	6.72	-3.28	0%	Q 19.92	Q	-
03/04/201 1 01:14	233.8 6	0.00	51.05	0.00	41.5 4	37.3 7	42.3 2	7.52	-2.48	0%	Q 19.92	Q	-
03/04/201 1 01:29	227.2 4	0.00	49.91	0.00	37.7 1	38.0 0	41.8 3	6.76	-3.24	0%	Q 19.92	Q	-
03/04/201 1 01:44	223.7 3	0.00	48.77	0.00	37.2 0	37.3 5	43.1 7	10.02	0.02	5%	Q 19.92	Q	2.23
03/04/201 1 01:59	222.6 8	0.00	48.39	0.00	36.3 7	37.4 0	40.9 7	7.12	-2.88	0%	Q 19.92	Q	-
03/04/201 1 02:14	213.7 2	0.00	48.77	0.00	35.2 5	36.5 1	38.8 0	5.28	-4.72	0%	Q 19.92	Q	-
03/04/201 1 02:29	213.5 5	0.00	49.53	0.00	34.4 5	37.2 0	40.3 1	8.01	-1.99	0%	Q 19.92	Q	-
03/04/201 1 02:44	213.9	0.00	47.24	0.00	34.5 5	37.3 1	39.4 6	6.89	-3.11	0%	Q 19.92	Q	-
03/04/201 1 02:59	208.4	0.00	48.77	0.00	34.6 3	35.9 8	39.0 4	6.81	-3.19	0%	Q 19.92	Q	-
03/04/201 1 03:14	205.9 6	0.00	49.15	0.00	34.0 4	35.0 6	38.9 2	8.09	-1.91	0%	Q 19.92	Q	-
03/04/201 1 03:29	206.1 5	0.00	48.77	0.00	33.7 2	36.4 0	39.9 7	8.92	-1.08	0%	Q 19.92	Q	-
03/04/201 1 03:44	208.3 9	0.00	49.15	0.00	32.9 3	35.7 2	38.7 7	8.28	-1.72	0%	Q 19.92	Q	-
03/04/201 1 03:59	206.5 9	0.00	47.63	0.00	34.9 3	35.2 5	39.2 5	7.60	-2.40	0%	Q 19.92	Q	-
03/04/201 1 04:14	206.2 4	0.00	48.39	0.00	33.7 3	35.4 9	38.8 0	7.76	-2.24	0%	Q 19.92	Q	-
03/04/201 1 04:29	208.4 6	0.00	44.96	0.00	33.1 7	35.3 3	40.2 4	11.02	1.02	20%	Q 19.92	Q	8.31
03/04/201 1 04:44	211.5 7	0.00	48.01	0.00	33.9 5	35.3 8	41.3 2	12.03	2.03	20%	Q 19.92	Q	8.43
03/04/201 1 04:59	213.7 4	0.00	48.77	0.00	35.3 6	35.7 2	41.0 3	9.79	-0.21	0%	Q 19.92	Q	-
03/04/201 1 05:14	213.8 6	0.00	47.24	0.00	34.6 5	36.5 3	43.2 0	13.31	3.31	50%	Q 19.92	Q	21.30
03/04/201 1 05:29	216.7 2	0.00	47.24	0.00	32.6 1	33.8 0	41.8 5	15.97	5.97	75%	Q 19.92	Q	32.38
03/04/201 1 05:44	195.6 6	0.00	45.72	0.00	28.4 0	30.6 5	33.9 5	9.52	-0.48	0%	Q 19.92	Q	-
03/04/201 1 05:59	183.9 8	0.00	43.82	0.00	27.9 2	29.8 6	34.4 2	12.00	2.00	20%	Q 19.92	Q	7.33

03/04/201 1 06:14	183.2 4	0.00	17.53	0.00	27.5 8	29.9 1	34.3 7	12.25	2.25	20%	Q 19.92	Q	7.30
03/04/201 1 06:29	184.9 8	0.00	0.76	6.48	28.4 0	29.4 1	35.3 2	13.78	3.78	50%	Q 19.92	Q	18.42
03/04/201 1 06:44	188.1	0.00	0.38	8.38	28.5 9	30.2 4	36.7 0	15.25	5.25	75%	Q 19.92	Q	28.10
03/04/201 1 06:59	188.4 2	0.00	0.00	10.29	28.3 7	27.0 3	33.2 0	12.42	2.42	20%	Q 19.92	Q	7.51
03/04/201 1 07:14	194.8 8	0.00	0.00	4.95	31.6 0	32.6 5	41.9 1	18.43	8.43	100 %	Q 19.92	Q	38.82
03/04/201 1 07:29	205.6 8	0.00	1.14	2.67	36.7 0	32.3 0	39.1 2	10.38	0.38	5%	Q 19.92	Q	2.05
03/04/201 1 07:44	219.2 7	0.00	2.29	1.52	34.5 3	34.0 3	45.3 9	19.50	9.50	100 %	Q 19.92	Q	43.68
03/04/201 1 07:59	222.5	0.00	4.19	1.14	38.5 7	35.4 7	46.5 4	15.79	5.79	75%	Q 19.92	Q	33.24
03/04/201 1 08:14	233.8 9	0.00	3.43	0.76	38.2 6	37.5 5	46.0 6	13.38	3.38	50%	Q 19.92	Q	23.30
03/04/201 1 08:29	241.4 6	0.00	10.29	0.00	42.8 8	35.1 0	48.6 9	16.87	6.87	75%	Q 19.92	Q	36.07
03/04/201 1 08:44	247.9 2	0.00	15.24	0.00	45.0 9	38.6 3	49.6 2	13.09	3.09	50%	Q 19.92	Q	24.69
03/04/201 1 08:59	261.2 6	0.00	21.34	0.00	45.3 0	37.4 1	51.2 2	16.20	6.20	75%	Q 19.92	Q	39.03
03/04/201 1 09:14	262.9 8	0.00	25.91	0.00	42.5 3	40.2 7	51.7 5	15.38	5.38	75%	Q 19.92	Q	39.29
03/04/201 1 09:29	268.5 5	0.00	32.77	0.00	45.5 3	40.7 8	54.9 5	16.70	6.70	75%	Q 19.92	Q	40.12
03/04/201 1 09:44	275.6 3	0.00	33.15	0.00	45.7 7	40.8 3	55.8 1	17.57	7.57	100 %	Q 19.92	Q	54.91
03/04/201 1 09:59	272.9 6	0.00	35.05	0.00	46.2 4	39.5 3	52.5 1	14.24	4.24	50%	Q 19.92	Q	27.19
03/04/201 1 10:14	270.5 1	0.00	35.43	0.00	46.0 2	40.4 9	55.4 6	17.19	7.19	100 %	Q 19.92	Q	53.89
03/04/201 1 10:29	270.1 9	0.00	40.39	0.00	46.9 5	43.0 1	54.3 2	12.95	2.95	20%	Q 19.92	Q	10.76
03/04/201 1 10:44	273.8 5	0.00	41.15	0.00	44.3 1	41.9 9	53.1 8	14.38	4.38	50%	Q 19.92	Q	27.28
03/04/201 1 10:59	276.2 8	0.00	41.15	0.00	46.3 2	45.7 9	50.1 5	5.76	-4.24	0%	Q 19.92	Q	-
03/04/201 1 11:14	279.5	0.00	45.72	0.00	47.3 7	46.5 0	52.4 1	7.49	-2.51	0%	Q 19.92	Q	-
03/04/201 1 11:29	275.9 4	0.00	45.72	0.00	46.9 6	44.4 8	51.2 2	7.71	-2.29	0%	Q 19.92	Q	-
03/04/201 1 11:44	277.2 7	0.00	45.72	0.00	47.2 5	45.6 9	53.4 0	9.47	-0.53	0%	Q 19.92	Q	-
03/04/201 1 11:59	279.8 4	0.00	43.43	0.00	46.1 4	44.9 8	53.5 1	10.99	0.99	5%	Q 19.92	Q	2.79
03/04/201 1 12:14	279.4 9	0.00	43.82	0.00	45.8 6	46.0 3	52.0 3	8.46	-1.54	0%	Q 19.92	Q	-
03/04/201 1 12:29	282.6 5	0.00	44.58	0.00	46.5 4	47.6 3	56.8 5	12.93	2.93	20%	Q 19.92	Q	11.26
03/04/201 1 12:44	283.3 6	0.00	45.72	0.00	44.3 1	46.0 0	54.1 1	12.40	2.40	20%	Q 19.92	Q	11.29
03/04/201 1 12:59	276.2 1	0.00	43.05	0.00	46.5 9	44.3 0	53.9 0	11.68	1.68	20%	Q 19.92	Q	11.00
03/04/201 1 13:14	277.5 9	0.00	40.01	0.00	47.6 3	44.6 8	54.2 7	11.07	1.07	20%	Q 19.92	Q	11.06
03/04/201 1 13:29	282.4 1	0.00	38.10	0.00	45.1 3	45.5 8	53.5 4	11.35	1.35	20%	Q 19.92	Q	11.25
03/04/201 1 13:44	283.7 9	0.00	33.15	0.00	45.9 6	45.9 7	53.8 5	10.82	0.82	5%	Q 19.92	Q	2.83
03/04/201 1 13:59	282.7 4	0.00	30.10	0.00	47.2 3	48.2 3	54.4 1	8.91	-1.09	0%	Q 19.92	Q	-

03/04/201 1 14:14	283.3 2	0.00	27.43	0.00	45.1 8	45.9 5	53.9 5	11.56	1.56	20%	Q 19.92	Q 11.29
03/04/201 1 14:29	284.9 7	0.00	28.58	0.00	46.8 9	45.2 4	55.1 8	12.38	2.38	20%	Q 19.92	Q 11.35
03/04/201 1 14:44	280.2 9	0.00	30.10	0.00	48.9 4	46.0 1	49.5 6	4.48	-5.52	0%	Q 19.92	Q -
03/04/201 1 14:59	278	0.00	27.43	0.00	47.7 0	44.8 5	50.3 0	5.81	-4.19	0%	Q 19.92	Q -
03/04/201 1 15:14	273.6 5	0.00	25.15	0.00	47.9 7	45.9 9	50.4 1	4.75	-5.25	0%	Q 19.92	Q -
03/04/201 1 15:29	277.2 3	0.00	22.86	0.00	48.1 6	43.4 8	53.0 3	9.97	-0.03	0%	Q 19.92	Q -
03/04/201 1 15:44	280.8 6	0.00	28.96	0.00	47.6 5	43.6 7	52.3 8	9.35	-0.65	0%	Q 19.92	Q -
03/04/201 1 15:59	281.9 1	0.00	25.15	0.00	47.9 9	45.0 2	49.0 5	4.93	-5.07	0%	Q 19.92	Q -
03/04/201 1 16:14	276.1 4	0.00	25.15	0.00	46.6 9	47.1 1	52.7 9	8.04	-1.96	0%	Q 19.92	Q -
03/04/201 1 16:29	287.8 5	0.00	25.15	0.00	46.8 1	45.3 3	51.0 4	6.94	-3.06	0%	Q 19.92	Q -
03/04/201 1 16:44	283.9 5	0.00	20.96	0.00	47.7 8	46.0 6	52.5 4	7.68	-2.32	0%	Q 19.92	Q -
03/04/201 1 16:59	282.7 1	0.00	20.57	0.00	46.0 9	45.4 7	53.9 8	11.27	1.27	20%	Q 19.92	Q 11.26
03/04/201 1 17:14	288.4 7	0.00	24.38	0.00	46.9 3	47.3 0	53.9 6	9.24	-0.76	0%	Q 19.92	Q -
03/04/201 1 17:29	297.0 6	0.00	20.96	0.00	51.0 4	50.0 5	55.1 5	5.89	-4.11	0%	Q 19.92	Q -
03/04/201 1 17:44	302.4 8	0.00	26.29	0.00	51.5 7	48.3 9	56.6 1	8.47	-1.53	0%	Q 19.92	Q -
03/04/201 1 17:59	322.9	0.00	67.82	0.00	58.5 6	57.2 8	63.1 8	5.88	-4.12	0%	Q 19.92	Q -
03/04/201 1 18:14	380	0.00	66.29	0.00	67.8 3	72.5 3	76.8 2	6.30	-3.70	0%	Q 19.92	Q -
03/04/201 1 18:29	427.0 2	0.00	60.20	0.00	71.6 0	79.1 2	82.7 5	8.00	-2.00	0%	Q 19.92	Q -
03/04/201 1 18:44	451.4 3	0.00	60.96	0.00	74.3 7	80.6 4	81.4 6	5.65	-4.35	0%	Q 19.92	Q -
03/04/201 1 18:59	457.7 1	0.00	60.96	0.00	76.7 3	79.9 4	83.3 1	4.15	-5.85	0%	Q 19.92	Q -
03/04/201 1 19:14	454.3 2	0.00	59.44	0.00	74.6 8	78.0 8	83.7 1	6.20	-3.80	0%	Q 19.92	Q -
03/04/201 1 19:29	453.4 3	0.00	60.58	0.00	73.5 4	77.9 4	82.9 8	6.18	-3.82	0%	Q 19.92	Q -
03/04/201 1 19:44	448.0 3	0.00	59.06	0.00	72.7 1	77.2 7	82.8 1	6.72	-3.28	0%	Q 19.92	Q -
03/04/201 1 19:59	442.3 2	0.00	56.39	0.00	70.1 4	77.8 7	79.8 2	7.64	-2.36	0%	Q 19.92	Q -
03/04/201 1 20:14	433.0 7	0.00	55.25	0.00	68.2 1	75.6 6	77.1 7	7.42	-2.58	0%	Q 19.92	Q -
03/04/201 1 20:29	419.6 4	0.00	57.91	0.00	68.5 9	72.6 4	76.4 3	5.46	-4.54	0%	Q 19.92	Q -
03/04/201 1 20:44	417.5 7	0.00	58.67	0.00	68.0 5	72.6 7	75.9 1	5.76	-4.24	0%	Q 19.92	Q -
03/04/201 1 20:59	404.4 7	0.00	59.44	0.00	67.0 1	67.5 8	72.9 8	5.48	-4.52	0%	Q 19.92	Q -
03/04/201 1 21:14	393.4 6	0.00	56.77	0.00	64.2 3	64.1 0	70.5 3	6.40	-3.60	0%	Q 19.92	Q -
03/04/201 1 21:29	381.8 5	0.00	52.96	0.00	63.7 6	62.6 5	68.1 5	5.08	-4.92	0%	Q 19.92	Q -
03/04/201 1 21:44	366.7 5	0.00	54.48	0.00	60.9 6	60.4 2	65.9 2	5.58	-4.42	0%	Q 19.92	Q -
03/04/201 1 21:59	351.6 2	0.00	56.77	0.00	58.4 0	57.4 6	63.1 8	5.86	-4.14	0%	Q 19.92	Q -

03/04/201 1 22:14	336.7 1	0.00	56.39	0.00	55.9 1	55.5 6	61.5 7	6.74	-3.26	0%	Q 19.92	Q	-
03/04/201 1 22:29	324.5 9	0.00	51.44	0.00	53.9 2	54.0 0	57.2 5	3.98	-6.02	0%	Q 19.92	Q	-
03/04/201 1 22:44	312.9 8	0.00	54.48	0.00	51.1 7	49.5 0	55.0 9	6.11	-3.89	0%	Q 19.92	Q	-
03/04/201 1 22:59	292.9 3	0.00	52.96	0.00	48.6 9	47.9 8	51.7 7	4.63	-5.37	0%	Q 19.92	Q	-
03/04/201 1 23:14	281.5 5	0.00	50.67	0.00	47.8 7	46.0 0	49.2 0	3.54	-6.46	0%	Q 19.92	Q	-
03/04/201 1 23:29	271.8 2	0.00	47.24	0.00	46.6 0	45.8 6	47.9 6	2.46	-7.54	0%	Q 19.92	Q	-
03/04/201 1 23:44	262.9 5	0.00	46.86	0.00	43.8 3	43.8 0	47.9 4	6.09	-3.91	0%	Q 19.92	Q	-
03/04/201 1 23:59	254.9 3	0.00	46.10	0.00	41.2 9	43.3 6	45.7 5	5.25	-4.75	0%	Q 19.92	Q	-
04/04/201 1 00:14	246.6 2	0.00	46.10	0.00	39.3 1	42.1 2	45.5 4	7.60	-2.40	0%	Q 19.92	Q	-
04/04/201 1 00:29	243.9 1	0.00	46.10	0.00	40.8 9	42.0 9	45.8 9	6.83	-3.17	0%	Q 19.92	Q	-
04/04/201 1 00:44	242.9 2	0.00	46.10	0.00	40.9 1	40.7 4	43.6 6	4.52	-5.48	0%	Q 19.92	Q	-
04/04/201 1 00:59	237.1 7	0.00	46.48	0.00	40.3 0	39.3 7	42.4 5	4.28	-5.72	0%	Q 19.92	Q	-
04/04/201 1 01:14	233.3 7	0.00	45.72	0.00	39.4 1	38.6 1	42.8 8	6.40	-3.60	0%	Q 19.92	Q	-
04/04/201 1 01:29	230.6 5	0.00	45.34	0.00	38.7 4	39.8 3	42.5 8	5.44	-4.56	0%	Q 19.92	Q	-
04/04/201 1 01:44	229.4 5	0.00	44.96	0.00	36.9 3	39.0 3	41.7 7	6.44	-3.56	0%	Q 19.92	Q	-
04/04/201 1 01:59	222.8 5	0.00	46.10	0.00	36.9 6	37.2 9	42.0 5	8.47	-1.53	0%	Q 19.92	Q	-
04/04/201 1 02:14	222.4 5	0.00	44.58	0.00	36.4 4	38.7 4	40.6 6	5.63	-4.37	0%	Q 19.92	Q	-
04/04/201 1 02:29	221.1 2	0.00	44.58	0.00	35.6 5	38.7 2	41.0 3	7.32	-2.68	0%	Q 19.92	Q	-
04/04/201 1 02:44	219.1 1	0.00	44.20	0.00	36.4 9	38.1 9	40.4 9	5.47	-4.53	0%	Q 19.92	Q	-
04/04/201 1 02:59	217.2 8	0.00	44.20	0.00	34.8 7	36.9 5	40.1 5	7.57	-2.43	0%	Q 19.92	Q	-
04/04/201 1 03:14	212.9 1	0.00	48.01	0.00	34.4 3	37.1 2	38.0 5	5.76	-4.24	0%	Q 19.92	Q	-
04/04/201 1 03:29	211.7 7	0.00	50.67	0.00	32.5 7	37.5 6	40.2 7	11.49	1.49	20%	Q 19.92	Q	8.44
04/04/201 1 03:44	208.7 9	0.00	48.01	0.00	33.3 1	37.1 7	38.5 4	8.34	-1.66	0%	Q 19.92	Q	-
04/04/201 1 03:59	208.4 7	0.00	42.29	0.00	33.3 7	36.7 4	40.2 3	9.38	-0.62	0%	Q 19.92	Q	-
04/04/201 1 04:14	208.4 5	0.00	42.29	0.00	33.5 1	36.8 0	39.7 3	8.64	-1.36	0%	Q 19.92	Q	-
04/04/201 1 04:29	212.9 9	0.00	41.53	0.00	33.0 5	38.7 3	40.4 5	11.65	1.65	20%	Q 19.92	Q	8.49
04/04/201 1 04:44	215.3 5	0.00	41.15	0.00	32.2 4	38.5 0	40.9 0	13.36	3.36	50%	Q 19.92	Q	21.45
04/04/201 1 04:59	213.3 4	0.00	41.53	0.00	33.1 5	37.0 6	42.2 6	12.72	2.72	20%	Q 19.92	Q	8.50
04/04/201 1 05:14	214.7 4	0.00	42.67	0.00	32.7 6	37.6 1	42.7 5	13.38	3.38	50%	Q 19.92	Q	21.39
04/04/201 1 05:29	215.5 4	0.00	41.53	0.00	31.8 0	37.4 2	40.8 4	13.32	3.32	50%	Q 19.92	Q	21.47
04/04/201 1 05:44	191.4 8	0.00	40.01	0.00	27.9 3	28.9 0	33.4 2	11.09	1.09	20%	Q 19.92	Q	7.63
04/04/201 1 05:59	178.6 3	0.00	40.01	0.00	27.2 9	29.2 0	33.1 6	10.96	0.96	5%	Q 19.92	Q	1.78

04/04/201 1 06:14	181.0 6	0.00	27.43	0.00	27.2 6	30.7 7	32.8 4	10.00	0.00	5%	Q 19.92	Q 1.80
04/04/201 1 06:29	189.5 2	0.00	4.57	4.57	28.4 1	32.8 7	34.8 4	11.33	1.33	20%	Q 19.92	Q 7.55
04/04/201 1 06:44	192	0.00	1.14	7.24	29.9 3	32.3 7	35.9 5	9.77	-0.23	0%	Q 19.92	Q -
04/04/201 1 06:59	199.4 6	0.00	0.38	7.62	31.7 9	35.0 9	37.7 5	8.85	-1.15	0%	Q 19.92	Q -
04/04/201 1 07:14	208.4 4	0.00	2.29	3.81	33.8 0	36.4 3	41.6 1	11.61	1.61	20%	Q 19.92	Q 8.30
04/04/201 1 07:29	224.5 8	0.00	4.19	2.29	36.9 5	39.9 3	42.6 5	7.26	-2.74	0%	Q 19.92	Q -
04/04/201 1 07:44	237.6 3	0.00	11.81	0.38	36.3 7	40.9 1	45.8 3	11.68	1.68	20%	Q 19.92	Q 9.47
04/04/201 1 07:59	242.4 4	0.00	14.48	0.00	38.7 2	42.4 5	46.4 0	9.12	-0.88	0%	Q 19.92	Q -
04/04/201 1 08:14	253.3 7	0.00	15.62	0.00	43.9 4	42.6 6	47.7 1	6.57	-3.43	0%	Q 19.92	Q -
04/04/201 1 08:29	258.8 7	0.00	20.19	0.00	41.4 1	47.1 7	48.8 0	9.57	-0.43	0%	Q 19.92	Q -
04/04/201 1 08:44	271.4 4	0.00	22.86	0.00	45.0 5	46.8 4	49.5 3	5.07	-4.93	0%	Q 19.92	Q -
04/04/201 1 08:59	277.0 5	0.00	25.53	0.00	46.3 9	45.7 7	52.1 7	8.44	-1.56	0%	Q 19.92	Q -
04/04/201 1 09:14	279.0 2	0.00	27.05	0.00	46.6 6	47.0 1	50.1 3	4.58	-5.42	0%	Q 19.92	Q -
04/04/201 1 09:29	285.2 2	0.00	30.10	0.00	47.8 8	51.7 4	52.9 0	5.82	-4.18	0%	Q 19.92	Q -
04/04/201 1 09:44	291.1 3	0.00	37.72	0.00	46.9 7	46.8 4	55.8 4	11.94	1.94	20%	Q 19.92	Q 11.60
04/04/201 1 09:59	288.6 6	0.00	42.29	0.00	49.2 1	48.1 5	54.8 8	8.15	-1.85	0%	Q 19.92	Q -
04/04/201 1 10:14	291.9 3	0.00	44.96	0.00	48.3 8	47.4 1	55.9 8	10.65	0.65	5%	Q 19.92	Q 2.91
04/04/201 1 10:29	295.7 5	0.00	54.86	0.00	52.1 3	46.4 5	54.7 5	9.12	-0.88	0%	Q 19.92	Q -
04/04/201 1 10:44	297.8 8	0.00	56.01	0.00	47.6 8	47.9 4	56.2 5	11.11	1.11	20%	Q 19.92	Q 11.87
04/04/201 1 10:59	295.6	0.00	51.05	0.00	52.6 1	47.8 7	54.6 5	7.43	-2.57	0%	Q 19.92	Q -
04/04/201 1 11:14	298.4 6	0.00	52.20	0.00	52.7 8	48.5 9	55.4 9	7.07	-2.93	0%	Q 19.92	Q -
04/04/201 1 11:29	297.8 9	0.00	52.58	0.00	52.0 0	48.7 1	53.4 0	5.18	-4.82	0%	Q 19.92	Q -
04/04/201 1 11:44	296.8 7	0.00	52.96	0.00	53.2 5	52.3 4	54.6 5	2.32	-7.68	0%	Q 19.92	Q -
04/04/201 1 11:59	310.6 8	0.00	57.15	0.00	55.4 8	54.3 4	56.4 8	1.97	-8.03	0%	Q 19.92	Q -
04/04/201 1 12:14	306.1	0.00	61.34	0.00	52.6 7	50.8 4	55.1 5	4.28	-5.72	0%	Q 19.92	Q -
04/04/201 1 12:29	308.8 7	0.00	56.77	0.00	53.4 4	52.6 4	52.9 0	0.84	-9.16	0%	Q 19.92	Q -
04/04/201 1 12:44	302.1	0.00	53.34	0.00	51.4 7	48.4 3	57.7 4	9.88	-0.12	0%	Q 19.92	Q -
04/04/201 1 12:59	299.7 7	0.00	48.77	0.00	49.8 7	48.4 6	58.1 0	11.42	1.42	20%	Q 19.92	Q 11.94
04/04/201 1 13:14	298.6 1	0.00	44.96	0.00	49.0 1	48.6 2	57.5 8	11.29	1.29	20%	Q 19.92	Q 11.90
04/04/201 1 13:29	292.5 7	0.00	43.43	0.00	50.2 9	45.9 3	54.1 6	8.37	-1.63	0%	Q 19.92	Q -
04/04/201 1 13:44	288.2 7	0.00	41.91	0.00	47.2 2	46.5 8	54.1 8	9.84	-0.16	0%	Q 19.92	Q -
04/04/201 1 13:59	285.6 4	0.00	40.39	0.00	50.6 1	47.5 0	54.2 3	6.79	-3.21	0%	Q 19.92	Q -

04/04/201 1 14:14	288.5 1	0.00	41.53	0.00	50.2 0	46.9 8	52.6 2	5.91	-4.09	0%	Q 19.92	Q	-
04/04/201 1 14:29	287.7 5	0.00	41.15	0.00	49.9 4	46.3 3	54.5 3	8.48	-1.52	0%	Q 19.92	Q	-
04/04/201 1 14:44	287.2 9	0.00	44.20	0.00	49.9 7	47.7 9	54.7 8	7.74	-2.26	0%	Q 19.92	Q	-
04/04/201 1 14:59	285.6 2	0.00	46.48	0.00	49.2 4	46.5 7	52.3 1	5.95	-4.05	0%	Q 19.92	Q	-
04/04/201 1 15:14	281.6 3	0.00	45.34	0.00	46.9 7	45.1 0	51.4 9	7.60	-2.40	0%	Q 19.92	Q	-
04/04/201 1 15:29	283.5	0.00	45.34	0.00	48.0 0	44.7 8	52.6 1	8.56	-1.44	0%	Q 19.92	Q	-
04/04/201 1 15:44	282.6 1	0.00	43.05	0.00	48.6 3	46.8 5	51.7 5	5.45	-4.55	0%	Q 19.92	Q	-
04/04/201 1 15:59	282.9 7	0.00	43.05	0.00	46.9 2	44.6 8	51.7 5	8.30	-1.70	0%	Q 19.92	Q	-
04/04/201 1 16:14	282.7 9	0.00	41.91	0.00	47.1 3	44.8 0	52.2 4	8.71	-1.29	0%	Q 19.92	Q	-
04/04/201 1 16:29	278.1 7	0.00	35.81	0.00	46.1 4	44.4 3	51.1 7	8.30	-1.70	0%	Q 19.92	Q	-
04/04/201 1 16:44	278.7 7	0.00	33.91	0.00	46.3 7	45.0 7	53.4 7	10.70	0.70	5%	Q 19.92	Q	2.78
04/04/201 1 16:59	273.8 1	0.00	34.29	0.00	46.9 3	42.7 8	49.2 6	7.65	-2.35	0%	Q 19.92	Q	-
04/04/201 1 17:14	281.3 4	0.00	28.96	0.00	46.9 1	46.4 9	52.1 7	7.52	-2.48	0%	Q 19.92	Q	-
04/04/201 1 17:29	281.4 5	0.00	31.62	0.00	46.3 2	46.2 2	51.1 1	6.74	-3.26	0%	Q 19.92	Q	-
04/04/201 1 17:44	287.1 2	0.00	36.58	0.00	49.0 7	49.3 3	53.9 1	6.18	-3.82	0%	Q 19.92	Q	-
04/04/201 1 17:59	305.0 5	0.00	70.10	0.00	54.0 4	53.8 7	56.5 1	3.11	-6.89	0%	Q 19.92	Q	-
04/04/201 1 18:14	348.4 5	0.00	64.39	0.00	65.1 4	69.2 3	72.6 3	5.59	-4.41	0%	Q 19.92	Q	-
04/04/201 1 18:29	423.0 6	0.00	57.91	0.00	73.6 1	77.9 0	80.2 3	4.71	-5.29	0%	Q 19.92	Q	-
04/04/201 1 18:44	458.7 9	0.00	57.15	0.00	77.3 7	82.0 0	86.3 1	5.52	-4.48	0%	Q 19.92	Q	-
04/04/201 1 18:59	470.1 3	0.00	54.86	0.00	77.0 4	82.8 3	85.7 3	5.90	-4.10	0%	Q 19.92	Q	-
04/04/201 1 19:14	473.2 8	0.00	54.48	0.00	78.1 8	81.9 7	86.7 5	5.41	-4.59	0%	Q 19.92	Q	-
04/04/201 1 19:29	470.5	0.00	54.86	0.00	76.9 6	83.2 7	83.9 7	5.45	-4.55	0%	Q 19.92	Q	-
04/04/201 1 19:44	465.3 5	0.00	54.48	0.00	75.2 3	80.2 6	85.2 8	6.26	-3.74	0%	Q 19.92	Q	-
04/04/201 1 19:59	458.5 1	0.00	52.96	0.00	76.0 1	79.0 0	83.8 1	5.28	-4.72	0%	Q 19.92	Q	-
04/04/201 1 20:14	453.9	0.00	55.63	0.00	73.7 5	80.2 0	79.6 2	5.27	-4.73	0%	Q 19.92	Q	-
04/04/201 1 20:29	443.4 9	0.00	54.10	0.00	71.8 3	76.4 4	77.3 9	4.51	-5.49	0%	Q 19.92	Q	-
04/04/201 1 20:44	429.2 7	0.00	55.63	0.00	70.1 2	72.6 8	75.9 4	4.15	-5.85	0%	Q 19.92	Q	-
04/04/201 1 20:59	413.3 6	0.00	55.63	0.00	67.6 7	69.2 2	72.4 3	3.81	-6.19	0%	Q 19.92	Q	-
04/04/201 1 21:14	398.0 7	0.00	58.67	0.00	66.2 7	64.4 2	71.0 9	5.69	-4.31	0%	Q 19.92	Q	-
04/04/201 1 21:29	381.1 5	0.00	57.53	0.00	63.5 1	63.0 2	67.1 3	3.99	-6.01	0%	Q 19.92	Q	-
04/04/201 1 21:44	359.3 2	0.00	54.10	0.00	59.6 3	57.7 3	62.0 5	3.76	-6.24	0%	Q 19.92	Q	-
04/04/201 1 21:59	335.2 7	0.00	56.39	0.00	56.8 0	53.5 8	58.1 7	4.63	-5.37	0%	Q 19.92	Q	-

04/04/201 1 22:14	312.0 3	0.00	54.86	0.00	49.4 3	50.7 1	56.1 0	7.72	-2.28	0%	Q 19.92	Q	-
04/04/201 1 22:29	294.3	0.00	57.15	0.00	48.1 8	47.1 6	52.3 8	6.38	-3.62	0%	Q 19.92	Q	-
04/04/201 1 22:44	278.2 4	0.00	55.63	0.00	46.0 8	47.8 5	49.2 7	3.46	-6.54	0%	Q 19.92	Q	-
04/04/201 1 22:59	263	0.00	55.63	0.00	44.4 0	42.2 7	47.7 1	6.51	-3.49	0%	Q 19.92	Q	-
04/04/201 1 23:14	252.1	0.00	58.67	0.00	42.2 3	42.4 3	45.1 2	4.30	-5.70	0%	Q 19.92	Q	-
04/04/201 1 23:29	241.6 8	0.00	56.01	0.00	40.3 5	40.4 0	44.5 5	6.66	-3.34	0%	Q 19.92	Q	-
04/04/201 1 23:44	232.6 4	0.00	52.58	0.00	37.6 7	39.6 5	42.1 0	5.76	-4.24	0%	Q 19.92	Q	-
04/04/201 1 23:59	226.8 2	0.00	50.67	0.00	38.3 4	38.9 1	43.5 6	8.17	-1.83	0%	Q 19.92	Q	-
05/04/201 1 00:14	227.3 7	0.00	50.67	0.00	37.6 8	38.2 8	41.1 7	5.45	-4.55	0%	Q 19.92	Q	-
05/04/201 1 00:29	220.5 7	0.00	49.91	0.00	35.3 6	38.0 9	40.7 1	7.08	-2.92	0%	Q 19.92	Q	-
05/04/201 1 00:44	216.1 4	0.00	48.77	0.00	35.9 4	37.9 3	40.9 4	6.98	-3.02	0%	Q 19.92	Q	-
05/04/201 1 00:59	216.3 8	0.00	47.24	0.00	34.5 6	36.8 8	40.8 0	9.05	-0.95	0%	Q 19.92	Q	-
05/04/201 1 01:14	216.2 1	0.00	47.24	0.00	33.5 8	38.1 6	41.8 6	11.32	1.32	20%	Q 19.92	Q	8.61
05/04/201 1 01:29	213.2	0.00	48.01	0.00	33.9 1	36.5 3	40.1 5	8.92	-1.08	0%	Q 19.92	Q	-
05/04/201 1 01:44	211.6	0.00	48.77	0.00	35.2 6	36.3 5	39.9 1	7.36	-2.64	0%	Q 19.92	Q	-
05/04/201 1 01:59	210.7 1	0.00	49.53	0.00	34.8 0	36.7 7	40.6 9	8.74	-1.26	0%	Q 19.92	Q	-
05/04/201 1 02:14	210.4 2	0.00	49.15	0.00	33.7 8	36.5 6	38.8 5	7.19	-2.81	0%	Q 19.92	Q	-
05/04/201 1 02:29	208.7 2	0.00	48.77	0.00	33.1 7	36.4 7	40.2 1	9.81	-0.19	0%	Q 19.92	Q	-
05/04/201 1 02:44	209.6 3	0.00	48.39	0.00	33.8 9	37.0 2	40.2 5	8.63	-1.37	0%	Q 19.92	Q	-
05/04/201 1 02:59	210.7 2	0.00	48.01	0.00	33.2 0	36.6 9	40.8 1	10.60	0.60	5%	Q 19.92	Q	2.10
05/04/201 1 03:14	211.9 3	0.00	49.15	0.00	33.3 4	37.7 4	41.9 9	11.54	1.54	20%	Q 19.92	Q	8.44
05/04/201 1 03:29	213.9 4	0.00	52.58	0.00	32.5 3	36.8 3	42.7 2	14.35	4.35	50%	Q 19.92	Q	21.31
05/04/201 1 03:44	212.3 6	0.00	50.29	0.00	33.8 6	37.0 8	42.9 1	13.07	3.07	50%	Q 19.92	Q	21.15
05/04/201 1 03:59	215.6 1	0.00	49.91	0.00	34.4 0	38.0 0	41.7 3	9.69	-0.31	0%	Q 19.92	Q	-
05/04/201 1 04:14	220.8 4	0.00	48.01	0.00	33.2 7	39.6 4	42.8 1	13.75	3.75	50%	Q 19.92	Q	22.00
05/04/201 1 04:29	223.3 1	0.00	48.39	0.00	33.9 8	39.8 7	44.7 2	14.03	4.03	50%	Q 19.92	Q	22.24
05/04/201 1 04:44	229.6 9	0.00	47.63	0.00	35.4 6	40.7 1	44.9 6	12.18	2.18	20%	Q 19.92	Q	9.15
05/04/201 1 04:59	239.6 2	0.00	46.86	0.00	36.8 0	44.7 4	48.6 5	15.20	5.20	75%	Q 19.92	Q	35.80
05/04/201 1 05:14	250.2 2	0.00	45.34	0.00	37.2 3	46.4 0	47.7 8	15.01	5.01	75%	Q 19.92	Q	37.38
05/04/201 1 05:29	255.1 1	0.00	44.58	0.00	41.0 9	47.7 7	47.0 0	9.27	-0.73	0%	Q 19.92	Q	-
05/04/201 1 05:44	254.9	0.00	46.86	0.00	40.7 0	44.4 4	43.4 6	5.05	-4.95	0%	Q 19.92	Q	-
05/04/201 1 05:59	252.1 1	0.00	46.86	0.00	42.0 6	44.2 7	47.0 2	5.78	-4.22	0%	Q 19.92	Q	-

05/04/201 1 06:14	261.0 2	0.00	22.86	0.00	38.9 3	47.1 5	44.9 3	10.85	0.85	5%	Q 19.92	Q	2.60
05/04/201 1 06:29	250.4	0.00	4.19	2.67	37.0 6	42.9 1	42.8 7	9.49	-0.51	0%	Q 19.92	Q	-
05/04/201 1 06:44	244.5 1	0.00	3.05	4.57	38.1 8	41.6 9	45.1 0	8.35	-1.65	0%	Q 19.92	Q	-
05/04/201 1 06:59	246.1 3	0.00	1.52	4.19	37.8 1	42.2 3	42.5 0	7.43	-2.57	0%	Q 19.92	Q	-
05/04/201 1 07:14	244.9 1	0.00	7.62	1.14	39.5 4	43.5 4	45.3 5	7.64	-2.36	0%	Q 19.92	Q	-
05/04/201 1 07:29	246.3 1	0.00	10.67	0.38	39.4 0	40.9 1	47.2 6	11.14	1.14	20%	Q 19.92	Q	9.81
05/04/201 1 07:44	250.4 8	0.00	11.05	1.14	41.5 8	40.6 5	47.6 1	10.00	0.00	5%	Q 19.92	Q	2.49
05/04/201 1 07:59	262.1 6	0.00	14.10	0.00	46.7 5	42.7 2	51.3 2	9.35	-0.65	0%	Q 19.92	Q	-
05/04/201 1 08:14	272.3 2	0.00	18.67	0.00	47.2 7	47.7 0	51.4 5	5.42	-4.58	0%	Q 19.92	Q	-
05/04/201 1 08:29	279.1 1	0.00	21.34	0.00	49.7 5	49.0 2	53.0 4	4.82	-5.18	0%	Q 19.92	Q	-
05/04/201 1 08:44	294.8 1	0.00	25.15	0.00	49.9 2	47.0 7	53.2 0	6.27	-3.73	0%	Q 19.92	Q	-
05/04/201 1 08:59	295.8 9	0.00	31.62	0.00	49.9 7	50.0 4	55.7 9	7.43	-2.57	0%	Q 19.92	Q	-
05/04/201 1 09:14	298.7 5	0.00	39.62	0.00	54.1 1	48.4 1	54.9 7	7.78	-2.22	0%	Q 19.92	Q	-
05/04/201 1 09:29	305.1 7	0.00	46.86	0.00	55.6 5	51.1 3	54.5 8	4.94	-5.06	0%	Q 19.92	Q	-
05/04/201 1 09:44	309.0 1	0.00	50.29	0.00	56.1 2	50.1 5	57.1 8	7.95	-2.05	0%	Q 19.92	Q	-
05/04/201 1 09:59	315.4	0.00	51.05	0.00	56.4 8	51.4 4	58.0 3	7.01	-2.99	0%	Q 19.92	Q	-
05/04/201 1 10:14	318.4 4	0.00	52.96	0.00	58.4 5	51.4 6	57.2 3	7.63	-2.37	0%	Q 19.92	Q	-
05/04/201 1 10:29	318.4 4	0.00	49.91	0.00	57.9 5	51.1 9	58.6 2	8.46	-1.54	0%	Q 19.92	Q	-
05/04/201 1 10:44	316.5	0.00	55.25	0.00	54.2 3	51.2 4	61.0 6	10.00	0.00	0%	Q 19.92	Q	-
05/04/201 1 10:59	314.9 7	0.00	52.20	0.00	55.6 6	47.0 8	58.0 3	12.15	2.15	20%	Q 19.92	Q	12.55
05/04/201 1 11:14	321.4 4	0.00	52.20	0.00	58.2 7	51.2 4	60.0 8	9.36	-0.64	0%	Q 19.92	Q	-
05/04/201 1 11:29	326.5 6	0.00	55.63	0.00	55.7 1	53.8 7	62.0 0	8.40	-1.60	0%	Q 19.92	Q	-
05/04/201 1 11:44	324.2 2	0.00	53.34	0.00	60.8 6	53.7 4	57.2 3	6.26	-3.74	0%	Q 19.92	Q	-
05/04/201 1 11:59	328.9 2	0.00	53.34	0.00	58.2 9	56.0 1	60.9 8	4.37	-5.63	0%	Q 19.92	Q	-
05/04/201 1 12:14	324.0 1	0.00	51.82	0.00	59.5 0	56.1 5	60.8 4	4.56	-5.44	0%	Q 19.92	Q	-
05/04/201 1 12:29	331.8	0.00	51.05	0.00	59.5 5	54.0 8	57.3 6	5.12	-4.88	0%	Q 19.92	Q	-
05/04/201 1 12:44	298.3 9	0.00	50.67	0.00	53.0 5	50.1 6	55.1 1	4.95	-5.05	0%	Q 19.92	Q	-
05/04/201 1 12:59	315.4 5	0.00	51.05	0.00	58.2 4	51.5 1	56.8 8	7.26	-2.74	0%	Q 19.92	Q	-
05/04/201 1 13:14	315.7 2	0.00	44.58	0.00	60.5 8	50.9 2	56.7 9	9.23	-0.77	0%	Q 19.92	Q	-
05/04/201 1 13:29	314.7 9	0.00	47.24	0.00	56.8 5	50.3 9	56.4 3	7.64	-2.36	0%	Q 19.92	Q	-
05/04/201 1 13:44	311.7 6	0.00	44.58	0.00	57.4 2	50.2 6	54.0 9	6.79	-3.21	0%	Q 19.92	Q	-
05/04/201 1 13:59	310.6 2	0.00	45.72	0.00	58.9 2	48.9 8	56.2 6	10.49	0.49	5%	Q 19.92	Q	3.09

05/04/201 1 14:14	319.4 2	0.00	43.05	0.00	59.3 7	51.3 1	58.4 6	8.99	-1.01	0%	Q 19.92	Q	-
05/04/201 1 14:29	316.3 9	0.00	42.29	0.00	60.8 7	50.4 1	54.0 6	10.45	0.45	5%	Q 19.92	Q	3.15
05/04/201 1 14:44	315.4 6	0.00	42.29	0.00	60.7 6	53.0 3	54.7 3	8.17	-1.83	0%	Q 19.92	Q	-
05/04/201 1 14:59	315.5 2	0.00	40.39	0.00	60.2 3	51.5 3	56.2 8	8.00	-2.00	0%	Q 19.92	Q	-
05/04/201 1 15:14	322.8 2	0.00	37.72	0.00	61.6 8	51.1 4	54.8 0	10.39	0.39	5%	Q 19.92	Q	3.22
05/04/201 1 15:29	323.9	0.00	33.53	0.00	60.1 2	53.1 7	55.0 8	7.12	-2.88	0%	Q 19.92	Q	-
05/04/201 1 15:44	315.5 5	0.00	36.20	0.00	60.1 6	50.4 7	52.6 3	10.55	0.55	5%	Q 19.92	Q	3.14
05/04/201 1 15:59	312.7 2	0.00	38.10	0.00	59.0 3	53.5 5	53.9 6	6.33	-3.67	0%	Q 19.92	Q	-
05/04/201 1 16:14	318.6 7	0.00	36.58	0.00	58.5 9	53.8 7	55.0 5	4.93	-5.07	0%	Q 19.92	Q	-
05/04/201 1 16:29	322.8	0.00	39.24	0.00	56.7 8	54.2 2	57.5 9	3.52	-6.48	0%	Q 19.92	Q	-
05/04/201 1 16:44	326.7 6	0.00	33.53	0.00	55.6 5	55.1 2	56.1 5	0.93	-9.07	0%	Q 19.92	Q	-
05/04/201 1 16:59	321.4 6	0.00	34.29	0.00	55.7 5	52.5 1	55.4 3	3.76	-6.24	0%	Q 19.92	Q	-
05/04/201 1 17:14	320.8 1	0.00	30.48	0.00	59.8 7	52.3 9	55.3 7	7.15	-2.85	0%	Q 19.92	Q	-
05/04/201 1 17:29	312.7 7	0.00	34.29	0.00	55.9 8	51.8 3	55.2 8	4.66	-5.34	0%	Q 19.92	Q	-
05/04/201 1 17:44	313.9 8	0.00	55.63	0.00	55.3 2	51.7 7	52.8 5	4.15	-5.85	0%	Q 19.92	Q	-
05/04/201 1 17:59	327.2	0.00	64.01	0.00	61.0 5	60.4 2	58.9 7	1.96	-8.04	0%	Q 19.92	Q	-
05/04/201 1 18:14	384.9 2	0.00	58.29	0.00	74.0 8	76.5 4	76.8 0	2.28	-7.72	0%	Q 19.92	Q	-
05/04/201 1 18:29	452.0 1	0.00	59.06	0.00	81.4 2	85.8 9	85.0 0	3.19	-6.81	0%	Q 19.92	Q	-
05/04/201 1 18:44	481.6	0.00	57.53	0.00	83.3 9	83.8 6	88.4 7	3.79	-6.21	0%	Q 19.92	Q	-
05/04/201 1 18:59	482.0 2	0.00	54.48	0.00	83.9 6	86.2 8	88.4 4	2.63	-7.37	0%	Q 19.92	Q	-
05/04/201 1 19:14	488.2 3	0.00	54.10	0.00	82.5 4	85.6 6	88.6 4	3.59	-6.41	0%	Q 19.92	Q	-
05/04/201 1 19:29	478.7 4	0.00	52.96	0.00	79.9 9	84.8 8	89.0 5	5.42	-4.58	0%	Q 19.92	Q	-
05/04/201 1 19:44	475.4 5	0.00	53.72	0.00	80.7 3	83.6 8	88.3 7	4.88	-5.12	0%	Q 19.92	Q	-
05/04/201 1 19:59	464.1 8	0.00	55.25	0.00	77.0 7	81.5 6	82.6 7	4.18	-5.82	0%	Q 19.92	Q	-
05/04/201 1 20:14	455.2 8	0.00	53.72	0.00	74.0 9	79.7 5	81.8 2	5.68	-4.32	0%	Q 19.92	Q	-
05/04/201 1 20:29	438.1	0.00	51.44	0.00	73.1 0	77.5 5	78.0 3	4.10	-5.90	0%	Q 19.92	Q	-
05/04/201 1 20:44	423.3 5	0.00	47.63	0.00	70.5 1	73.3 7	72.8 1	2.38	-7.62	0%	Q 19.92	Q	-
05/04/201 1 20:59	401.9 3	0.00	47.63	0.00	66.8 9	68.0 3	70.2 4	2.71	-7.29	0%	Q 19.92	Q	-
05/04/201 1 21:14	390.0 4	0.00	47.24	0.00	67.8 5	64.8 4	66.0 0	2.45	-7.55	0%	Q 19.92	Q	-
05/04/201 1 21:29	365.4 5	0.00	47.63	0.00	62.1 8	61.3 6	62.2 3	0.91	-9.09	0%	Q 19.92	Q	-
05/04/201 1 21:44	344.4 3	0.00	50.29	0.00	61.1 0	57.4 1	60.2 9	3.67	-6.33	0%	Q 19.92	Q	-
05/04/201 1 21:59	328.8 6	0.00	49.15	0.00	55.9 0	55.3 3	56.0 2	0.75	-9.25	0%	Q 19.92	Q	-

05/04/201 1 22:14	311.6	0.00	50.29	0.00	52.0 2	52.0 4	53.7 5	2.18	-7.82	0%	Q 19.92	Q	-
05/04/201 1 22:29	293.1 2	0.00	54.86	0.00	48.0 1	48.0 4	52.6 7	6.25	-3.75	0%	Q 19.92	Q	-
05/04/201 1 22:44	274.1 1	0.00	52.96	0.00	44.6 6	45.6 0	49.3 5	6.05	-3.95	0%	Q 19.92	Q	-
05/04/201 1 22:59	258.6 8	0.00	53.72	0.00	42.5 5	43.2 5	47.1 1	6.34	-3.66	0%	Q 19.92	Q	-
05/04/201 1 23:14	247.8 6	0.00	51.82	0.00	39.9 0	42.2 3	45.6 2	7.13	-2.87	0%	Q 19.92	Q	-
05/04/201 1 23:29	239.5 9	0.00	53.34	0.00	38.5 0	40.3 0	43.7 5	7.10	-2.90	0%	Q 19.92	Q	-
05/04/201 1 23:44	232.1 9	0.00	51.44	0.00	36.3 4	39.4 9	45.1 5	11.96	1.96	20%	Q 19.92	Q	9.25
05/04/201 1 23:59	227.5 9	0.00	50.67	0.00	35.1 1	39.4 2	43.7 4	10.95	0.95	5%	Q 19.92	Q	2.27
06/04/201 1 00:14	221.9 4	0.00	44.96	0.00	34.4 3	39.5 1	40.0 3	9.37	-0.63	0%	Q 19.92	Q	-
06/04/201 1 00:29	213.1 6	0.00	44.20	0.00	34.4 6	37.3 2	39.4 1	7.02	-2.98	0%	Q 19.92	Q	-
06/04/201 1 00:44	207.8	0.00	44.20	0.00	33.4 8	37.1 9	37.8 4	7.44	-2.56	0%	Q 19.92	Q	-
06/04/201 1 00:59	207.5 4	0.00	43.05	0.00	33.7 2	36.9 7	37.3 7	6.39	-3.61	0%	Q 19.92	Q	-
06/04/201 1 01:14	205.8	0.00	41.91	0.00	31.6 0	36.6 9	39.3 3	11.91	1.91	20%	Q 19.92	Q	8.20
06/04/201 1 01:29	204.7 9	0.00	41.91	0.00	32.2 6	36.9 7	39.1 8	10.73	0.73	5%	Q 19.92	Q	2.04
06/04/201 1 01:44	204.9 9	0.00	41.53	0.00	31.0 9	36.6 0	38.4 1	12.09	2.09	20%	Q 19.92	Q	8.17
06/04/201 1 01:59	202.0 2	0.00	42.67	0.00	31.8 3	35.6 8	37.4 1	8.99	-1.01	0%	Q 19.92	Q	-
06/04/201 1 02:14	201.9 7	0.00	43.05	0.00	30.4 4	37.9 7	39.1 7	15.11	5.11	75%	Q 19.92	Q	30.17
06/04/201 1 02:29	202.6 5	0.00	43.82	0.00	31.0 2	35.3 0	38.5 2	11.24	1.24	20%	Q 19.92	Q	8.07
06/04/201 1 02:44	202.1 4	0.00	43.43	0.00	31.3 5	36.5 4	38.3 2	11.45	1.45	20%	Q 19.92	Q	8.05
06/04/201 1 02:59	201.1 6	0.00	43.43	0.00	32.6 9	36.6 6	38.1 3	8.76	-1.24	0%	Q 19.92	Q	-
06/04/201 1 03:14	204.7 2	0.00	42.67	0.00	31.2 4	37.2 7	37.5 7	11.65	1.65	20%	Q 19.92	Q	8.16
06/04/201 1 03:29	202.9 2	0.00	44.20	0.00	32.3 0	36.5 5	37.5 2	8.90	-1.10	0%	Q 19.92	Q	-
06/04/201 1 03:44	203.6 5	0.00	43.82	0.00	32.8 8	36.6 0	37.8 1	8.06	-1.94	0%	Q 19.92	Q	-
06/04/201 1 03:59	208.1 1	0.00	43.43	0.00	33.0 2	37.7 2	38.5 3	9.34	-0.66	0%	Q 19.92	Q	-
06/04/201 1 04:14	213.2 1	0.00	42.29	0.00	33.7 8	39.3 8	43.3 8	13.04	3.04	50%	Q 19.92	Q	21.24
06/04/201 1 04:29	219.1 4	0.00	40.01	0.00	33.7 6	39.0 5	41.5 6	11.45	1.45	20%	Q 19.92	Q	8.73
06/04/201 1 04:44	221.0 5	0.00	41.91	0.00	34.1 9	41.1 2	44.8 9	14.67	4.67	50%	Q 19.92	Q	22.02
06/04/201 1 04:59	234.9 6	0.00	41.15	0.00	36.9 9	42.7 8	44.8 0	10.92	0.92	5%	Q 19.92	Q	2.34
06/04/201 1 05:14	250.8 1	0.00	42.29	0.00	37.0 0	48.8 1	49.2 7	17.83	7.83	100 %	Q 19.92	Q	49.96
06/04/201 1 05:29	262.4 6	0.00	42.29	0.00	38.7 4	48.1 2	52.4 5	16.57	6.57	75%	Q 19.92	Q	39.21
06/04/201 1 05:44	261.6 6	0.00	41.15	0.00	38.2 2	47.3 6	50.0 3	15.45	5.45	75%	Q 19.92	Q	39.09
06/04/201 1 05:59	258.6 2	0.00	40.01	0.00	38.0 7	47.1 6	46.5 5	13.33	3.33	50%	Q 19.92	Q	25.76

06/04/201 1 06:14	265.5 5	0.00	21.34	0.38	41.7 0	45.4 4	45.5 8	5.74	-4.26	0%	Q 19.92	Q	-
06/04/201 1 06:29	263.6 7	0.00	3.05	4.57	38.9 1	42.5 9	46.9 0	9.58	-0.42	0%	Q 19.92	Q	-
06/04/201 1 06:44	242.6 3	0.00	1.52	8.00	37.7 3	42.4 2	43.2 2	8.25	-1.75	0%	Q 19.92	Q	-
06/04/201 1 06:59	240.2 8	0.00	2.29	3.81	37.5 7	40.5 7	45.6 0	10.55	0.55	5%	Q 19.92	Q	2.39
06/04/201 1 07:14	243.0 3	0.00	3.43	4.19	38.9 5	40.7 3	47.9 1	12.65	2.65	20%	Q 19.92	Q	9.68
06/04/201 1 07:29	245.4 5	0.00	8.00	1.91	40.2 7	39.2 4	45.8 6	9.74	-0.26	0%	Q 19.92	Q	-
06/04/201 1 07:44	251.0 3	0.00	6.86	2.29	40.0 4	41.5 0	50.1 0	14.18	4.18	50%	Q 19.92	Q	25.00
06/04/201 1 07:59	259.4 6	0.00	13.72	1.91	41.1 5	42.5 0	51.9 1	14.88	4.88	50%	Q 19.92	Q	25.84
06/04/201 1 08:14	269.9 2	0.00	17.53	0.76	43.1 0	46.2 3	53.3 5	12.17	2.17	20%	Q 19.92	Q	10.75
06/04/201 1 08:29	281.8 5	0.00	19.05	0.00	50.2 2	46.9 2	57.5 1	11.56	1.56	20%	Q 19.92	Q	11.23
06/04/201 1 08:44	294.1 5	0.00	22.10	0.00	52.9 0	49.8 8	53.8 1	4.44	-5.56	0%	Q 19.92	Q	-
06/04/201 1 08:59	300.4 3	0.00	28.58	0.00	51.4 2	48.7 9	56.5 0	8.16	-1.84	0%	Q 19.92	Q	-
06/04/201 1 09:14	302.1 6	0.00	33.91	0.00	53.9 7	46.2 3	60.2 3	13.55	3.55	50%	Q 19.92	Q	30.10
06/04/201 1 09:29	302.1 5	0.00	35.05	0.00	52.9 1	48.7 8	64.5 2	16.46	6.46	75%	Q 19.92	Q	45.14
06/04/201 1 09:44	306.6 7	0.00	38.86	0.00	52.1 7	51.5 4	60.6 1	10.66	0.66	5%	Q 19.92	Q	3.05
06/04/201 1 09:59	317.8 8	0.00	43.05	0.00	54.4 2	49.8 6	58.5 3	8.13	-1.87	0%	Q 19.92	Q	-
06/04/201 1 10:14	321.6 1	0.00	48.01	0.00	55.0 9	50.8 2	60.2 2	8.75	-1.25	0%	Q 19.92	Q	-
06/04/201 1 10:29	320.1 4	0.00	44.58	0.00	54.5 7	51.2 3	59.6 4	8.15	-1.85	0%	Q 19.92	Q	-
06/04/201 1 10:44	321.1 3	0.00	49.91	0.00	54.9 5	51.3 5	62.0 8	10.61	0.61	5%	Q 19.92	Q	3.20
06/04/201 1 10:59	322.2 9	0.00	48.77	0.00	55.5 7	53.5 6	61.3 8	7.99	-2.01	0%	Q 19.92	Q	-
06/04/201 1 11:14	322.2 2	0.00	48.39	0.00	57.3 1	54.0 0	60.5 1	5.72	-4.28	0%	Q 19.92	Q	-
06/04/201 1 11:29	332.5 4	0.00	43.82	0.00	59.1 9	54.3 8	63.7 4	7.99	-2.01	0%	Q 19.92	Q	-
06/04/201 1 11:44	333.3 6	0.00	45.34	0.00	58.4 3	56.3 1	61.8 7	5.10	-4.90	0%	Q 19.92	Q	-
06/04/201 1 11:59	337.6 1	0.00	49.91	0.00	60.7 4	55.5 1	59.9 1	5.47	-4.53	0%	Q 19.92	Q	-
06/04/201 1 12:14	330.5 4	0.00	53.34	0.00	58.1 6	56.6 4	58.8 3	2.14	-7.86	0%	Q 19.92	Q	-
06/04/201 1 12:29	332.5 1	0.00	51.82	0.00	64.4 6	53.6 3	58.4 2	9.56	-0.44	0%	Q 19.92	Q	-
06/04/201 1 12:44	331.1 1	0.00	49.53	0.00	58.9 8	51.0 6	59.0 8	9.43	-0.57	0%	Q 19.92	Q	-
06/04/201 1 12:59	331.5 3	0.00	46.48	0.00	59.8 2	53.6 3	59.9 7	7.23	-2.77	0%	Q 19.92	Q	-
06/04/201 1 13:14	332.2 3	0.00	40.01	0.00	59.6 2	54.6 2	57.8 9	4.80	-5.20	0%	Q 19.92	Q	-
06/04/201 1 13:29	334.6 4	0.00	36.20	0.00	60.5 9	54.8 0	61.1 1	6.86	-3.14	0%	Q 19.92	Q	-
06/04/201 1 13:44	333.4 6	0.00	39.24	0.00	59.4 9	56.3 2	58.9 7	3.33	-6.67	0%	Q 19.92	Q	-
06/04/201 1 13:59	332.2 4	0.00	44.96	0.00	60.4 7	55.0 6	60.4 8	6.15	-3.85	0%	Q 19.92	Q	-

06/04/201 1 14:14	332.6 1	0.00	41.15	0.00	61.2 0	54.4 7	60.4 6	7.22	-2.78	0%	Q 19.92	Q	-
06/04/201 1 14:29	331.4 8	0.00	38.10	0.00	60.3 8	53.7 7	59.2 2	6.96	-3.04	0%	Q 19.92	Q	-
06/04/201 1 14:44	325.5 8	0.00	36.96	0.00	61.7 2	54.9 4	57.4 3	6.36	-3.64	0%	Q 19.92	Q	-
06/04/201 1 14:59	329.0 6	0.00	36.96	0.00	58.8 0	53.8 1	58.8 4	5.84	-4.16	0%	Q 19.92	Q	-
06/04/201 1 15:14	327.8 2	0.00	35.43	0.00	60.6 7	52.4 3	56.2 7	7.46	-2.54	0%	Q 19.92	Q	-
06/04/201 1 15:29	326.6 4	0.00	31.24	0.00	58.8 1	52.9 2	60.7 6	7.96	-2.04	0%	Q 19.92	Q	-
06/04/201 1 15:44	326.1 1	0.00	28.96	0.00	57.1 2	50.3 8	54.8 4	6.90	-3.10	0%	Q 19.92	Q	-
06/04/201 1 15:59	314.4 1	0.00	25.15	0.00	58.0 8	52.6 1	55.4 4	5.00	-5.00	0%	Q 19.92	Q	-
06/04/201 1 16:14	320.5	0.00	28.58	0.00	58.7 4	53.1 4	55.0 0	5.60	-4.40	0%	Q 19.92	Q	-
06/04/201 1 16:29	318.8 2	0.00	26.67	0.00	58.7 3	52.0 3	52.5 4	7.89	-2.11	0%	Q 19.92	Q	-
06/04/201 1 16:44	316.0 2	0.00	25.91	0.00	56.7 4	51.3 2	56.3 7	6.37	-3.63	0%	Q 19.92	Q	-
06/04/201 1 16:59	318.9 5	0.00	20.57	0.00	58.3 5	50.7 2	58.3 0	9.09	-0.91	0%	Q 19.92	Q	-
06/04/201 1 17:14	328.0 8	0.00	19.05	0.00	56.3 1	52.8 2	59.2 6	5.90	-4.10	0%	Q 19.92	Q	-
06/04/201 1 17:29	324.9 1	0.00	19.43	0.00	57.4 3	52.2 4	59.8 4	7.55	-2.45	0%	Q 19.92	Q	-
06/04/201 1 17:44	337.8 7	0.00	37.72	0.00	60.7 1	60.5 6	62.2 6	1.77	-8.23	0%	Q 19.92	Q	-
06/04/201 1 17:59	384.0 1	0.00	63.25	0.00	70.4 2	74.1 3	75.9 8	4.20	-5.80	0%	Q 19.92	Q	-
06/04/201 1 18:14	437.8 4	0.00	56.77	0.00	75.3 3	79.6 4	82.1 1	4.68	-5.32	0%	Q 19.92	Q	-
06/04/201 1 18:29	464.8 5	0.00	55.63	0.00	80.4 7	84.2 4	86.0 5	3.73	-6.27	0%	Q 19.92	Q	-
06/04/201 1 18:44	484.0 2	0.00	53.72	0.00	83.1 1	87.3 7	87.7 4	3.44	-6.56	0%	Q 19.92	Q	-
06/04/201 1 18:59	490.8 5	0.00	54.10	0.00	83.5 5	87.2 5	90.2 2	3.97	-6.03	0%	Q 19.92	Q	-
06/04/201 1 19:14	488.1 6	0.00	52.58	0.00	82.7 3	86.4 8	88.8 2	3.81	-6.19	0%	Q 19.92	Q	-
06/04/201 1 19:29	484.6 9	0.00	52.96	0.00	81.1 8	86.6 0	86.6 0	4.26	-5.74	0%	Q 19.92	Q	-
06/04/201 1 19:44	478.3 7	0.00	53.34	0.00	80.6 6	84.4 1	88.1 5	4.44	-5.56	0%	Q 19.92	Q	-
06/04/201 1 19:59	473.0 1	0.00	55.25	0.00	77.1 1	82.3 4	84.6 1	5.22	-4.78	0%	Q 19.92	Q	-
06/04/201 1 20:14	457.1 3	0.00	56.01	0.00	76.7 8	79.0 5	78.8 7	1.86	-8.14	0%	Q 19.92	Q	-
06/04/201 1 20:29	443.9 8	0.00	51.44	0.00	73.8 6	77.3 7	77.4 7	3.11	-6.89	0%	Q 19.92	Q	-
06/04/201 1 20:44	433.2 2	0.00	51.44	0.00	72.0 7	73.3 6	76.2 8	3.22	-6.78	0%	Q 19.92	Q	-
06/04/201 1 20:59	418.7 1	0.00	54.10	0.00	69.1 3	71.0 1	72.5 3	2.48	-7.52	0%	Q 19.92	Q	-
06/04/201 1 21:14	397.8	0.00	54.86	0.00	67.0 3	67.1 8	68.9 0	1.77	-8.23	0%	Q 19.92	Q	-
06/04/201 1 21:29	382.1 4	0.00	55.63	0.00	65.2 1	65.3 3	65.9 2	0.66	-9.34	0%	Q 19.92	Q	-
06/04/201 1 21:44	363.4 5	0.00	55.63	0.00	61.3 8	60.0 5	62.5 4	2.08	-7.92	0%	Q 19.92	Q	-
06/04/201 1 21:59	339.0 5	0.00	52.58	0.00	56.1 2	55.6 2	60.2 6	5.10	-4.90	0%	Q 19.92	Q	-

06/04/201 1 22:14	317.2 1	0.00	51.05	0.00	50.8 0	52.5 5	55.3 2	4.59	-5.41	0%	Q 19.92	Q	-
06/04/201 1 22:29	299.1 3	0.00	51.05	0.00	48.9 9	50.5 5	51.9 7	3.00	-7.00	0%	Q 19.92	Q	-
06/04/201 1 22:44	285.7 5	0.00	48.77	0.00	48.4 8	46.5 8	53.8 9	8.54	-1.46	0%	Q 19.92	Q	-
06/04/201 1 22:59	272.1 3	0.00	48.77	0.00	44.2 5	45.0 9	50.2 8	8.04	-1.96	0%	Q 19.92	Q	-
06/04/201 1 23:14	257.0 7	0.00	50.67	0.00	41.3 0	43.4 9	48.5 1	9.17	-0.83	0%	Q 19.92	Q	-
06/04/201 1 23:29	244.7 8	0.00	52.58	0.00	40.0 8	41.1 8	45.7 2	8.02	-1.98	0%	Q 19.92	Q	-
06/04/201 1 23:44	236.6 2	0.00	54.86	0.00	37.8 1	40.1 1	44.6 9	9.35	-0.65	0%	Q 19.92	Q	-
06/04/201 1 23:59	231.8 4	0.00	48.39	0.00	36.3 9	40.0 6	44.2 3	9.95	-0.05	0%	Q 19.92	Q	-
07/04/201 1 00:14	227.0 3	0.00	42.29	0.00	35.6 8	39.1 7	43.2 9	9.93	-0.07	0%	Q 19.92	Q	-
07/04/201 1 00:29	221.3 1	0.00	43.05	0.00	33.7 6	37.9 2	42.9 7	12.44	2.44	20%	Q 19.92	Q	8.82
07/04/201 1 00:44	220.3 7	0.00	42.29	0.00	34.2 3	38.0 4	43.5 2	12.76	2.76	20%	Q 19.92	Q	8.78
07/04/201 1 00:59	218.6 5	0.00	42.29	0.00	33.5 9	37.7 0	42.2 0	11.55	1.55	20%	Q 19.92	Q	8.71
07/04/201 1 01:14	213.8 2	0.00	41.53	0.00	34.1 6	36.6 3	41.0 2	10.06	0.06	5%	Q 19.92	Q	2.13
07/04/201 1 01:29	209.8 5	0.00	43.82	0.00	33.4 0	36.4 2	39.3 0	8.17	-1.83	0%	Q 19.92	Q	-
07/04/201 1 01:44	208.6 4	0.00	43.05	0.00	32.7 7	36.9 0	39.9 9	10.35	0.35	5%	Q 19.92	Q	2.08
07/04/201 1 01:59	209.1 7	0.00	42.67	0.00	32.0 7	36.8 2	40.3 8	11.95	1.95	20%	Q 19.92	Q	8.33
07/04/201 1 02:14	207.1 8	0.00	44.20	0.00	31.8 0	37.0 7	40.1 1	12.46	2.46	20%	Q 19.92	Q	8.25
07/04/201 1 02:29	205.5 6	0.00	45.72	0.00	31.5 6	36.0 7	39.3 4	11.49	1.49	20%	Q 19.92	Q	8.19
07/04/201 1 02:44	206.0 3	0.00	44.96	0.00	32.3 8	35.4 6	40.5 7	12.27	2.27	20%	Q 19.92	Q	8.21
07/04/201 1 02:59	205.3 1	0.00	43.05	0.00	32.4 1	37.2 3	39.1 9	10.66	0.66	5%	Q 19.92	Q	2.04
07/04/201 1 03:14	210.3 8	0.00	43.43	0.00	33.2 6	37.1 0	41.3 4	11.03	1.03	20%	Q 19.92	Q	8.38
07/04/201 1 03:29	211.8 4	0.00	46.10	0.00	33.0 2	36.8 6	41.7 3	12.17	2.17	20%	Q 19.92	Q	8.44
07/04/201 1 03:44	210.5 4	0.00	46.48	0.00	32.9 7	37.4 9	40.7 0	11.02	1.02	20%	Q 19.92	Q	8.39
07/04/201 1 03:59	211.2 4	0.00	43.43	0.00	33.5 4	37.6 8	41.3 2	10.59	0.59	5%	Q 19.92	Q	2.10
07/04/201 1 04:14	214.4 7	0.00	43.05	0.00	33.2 0	38.8 2	42.5 4	13.06	3.06	50%	Q 19.92	Q	21.36
07/04/201 1 04:29	217.4 8	0.00	44.20	0.00	33.4 0	39.1 6	43.2 7	13.49	3.49	50%	Q 19.92	Q	21.66
07/04/201 1 04:44	220.2 2	0.00	41.15	0.00	34.7 5	40.6 5	43.3 0	12.17	2.17	20%	Q 19.92	Q	8.77
07/04/201 1 04:59	237.6 2	0.00	41.91	0.00	38.6 1	42.2 8	51.1 3	16.19	6.19	75%	Q 19.92	Q	35.50
07/04/201 1 05:14	257.4 8	0.00	41.53	0.00	37.5 8	46.2 7	50.3 7	16.00	6.00	75%	Q 19.92	Q	38.47
07/04/201 1 05:29	265.9 9	0.00	41.91	0.00	41.5 4	46.9 8	50.2 4	10.19	0.19	5%	Q 19.92	Q	2.65
07/04/201 1 05:44	269.1 4	0.00	40.39	0.00	39.4 4	43.3 8	47.8 7	9.89	-0.11	0%	Q 19.92	Q	-
07/04/201 1 05:59	258.4 8	0.00	41.53	0.00	39.8 1	42.7 4	46.9 8	8.81	-1.19	0%	Q 19.92	Q	-

07/04/201 1 06:14	266.1 6	0.00	20.19	1.14	41.8 5	39.6 2	44.8 1	6.45	-3.55	0%	Q 19.92	Q	-
07/04/201 1 06:29	246.7 2	0.00	4.19	6.10	43.6 4	43.4 7	46.0 3	3.72	-6.28	0%	Q 19.92	Q	-
07/04/201 1 06:44	250.0 5	0.00	0.38	10.29	38.4 8	37.9 2	47.9 6	15.70	5.70	75%	Q 19.92	Q	37.36
07/04/201 1 06:59	238.1 2	0.00	1.14	6.10	38.2 8	36.2 3	46.4 8	15.25	5.25	75%	Q 19.92	Q	35.58
07/04/201 1 07:14	240.3 2	0.00	6.86	4.95	41.2 9	39.2 2	46.3 4	9.59	-0.41	0%	Q 19.92	Q	-
07/04/201 1 07:29	239.8 2	0.00	8.00	4.19	41.4 0	36.3 4	50.6 1	18.29	8.29	100 %	Q 19.92	Q	47.77
07/04/201 1 07:44	249.4 9	0.00	8.38	2.29	40.6 9	43.1 9	46.5 8	7.11	-2.89	0%	Q 19.92	Q	-
07/04/201 1 07:59	264.7 2	0.00	11.05	0.38	43.8 0	46.0 0	54.0 5	12.72	2.72	20%	Q 19.92	Q	10.55
07/04/201 1 08:14	277.3 1	0.00	11.43	0.00	46.5 7	45.0 4	51.5 0	7.96	-2.04	0%	Q 19.92	Q	-
07/04/201 1 08:29	278.4 4	0.00	16.00	0.00	49.2 2	48.6 9	50.7 9	2.47	-7.53	0%	Q 19.92	Q	-
07/04/201 1 08:44	288.4 2	0.00	20.19	0.00	51.2 7	48.6 1	53.6 2	5.00	-5.00	0%	Q 19.92	Q	-
07/04/201 1 08:59	297.4 6	0.00	22.86	0.00	53.6 3	50.3 5	54.0 7	4.43	-5.57	0%	Q 19.92	Q	-
07/04/201 1 09:14	303.2 3	0.00	25.15	0.00	54.4 0	51.9 6	56.4 8	4.27	-5.73	0%	Q 19.92	Q	-
07/04/201 1 09:29	306.9 1	0.00	24.38	0.00	53.5 9	50.7 5	55.6 7	4.85	-5.15	0%	Q 19.92	Q	-
07/04/201 1 09:44	310.4 2	0.00	32.39	0.00	56.4 6	52.0 9	57.3 4	5.80	-4.20	0%	Q 19.92	Q	-
07/04/201 1 09:59	311.4 2	0.00	35.05	0.00	55.9 8	50.0 9	58.9 6	8.94	-1.06	0%	Q 19.92	Q	-
07/04/201 1 10:14	326.0 1	0.00	37.72	0.00	57.2 1	50.3 4	66.1 9	14.29	4.29	50%	Q 19.92	Q	32.47
07/04/201 1 10:29	328.7 2	0.00	37.72	0.00	59.5 6	54.9 5	61.7 4	6.47	-3.53	0%	Q 19.92	Q	-
07/04/201 1 10:44	335.6 5	0.00	37.34	0.00	60.4 7	55.7 4	62.4 6	6.41	-3.59	0%	Q 19.92	Q	-
07/04/201 1 10:59	338.1 7	0.00	43.43	0.00	59.0 8	56.9 0	60.3 2	3.18	-6.82	0%	Q 19.92	Q	-
07/04/201 1 11:14	332.7 1	0.00	44.58	0.00	59.8 1	57.2 5	62.2 6	4.22	-5.78	0%	Q 19.92	Q	-
07/04/201 1 11:29	335.1 4	0.00	47.24	0.00	57.8 1	55.8 6	62.1 9	6.09	-3.91	0%	Q 19.92	Q	-
07/04/201 1 11:44	338.3 4	0.00	44.20	0.00	60.6 0	55.7 5	61.1 1	5.75	-4.25	0%	Q 19.92	Q	-
07/04/201 1 11:59	343.5 6	0.00	45.34	0.00	60.3 4	57.2 7	61.1 7	3.90	-6.10	0%	Q 19.92	Q	-
07/04/201 1 12:14	346.6 8	0.00	41.53	0.00	64.8 6	55.7 7	60.9 6	7.86	-2.14	0%	Q 19.92	Q	-
07/04/201 1 12:29	345.4 8	0.00	41.91	0.00	65.0 8	55.0 7	62.1 3	9.36	-0.64	0%	Q 19.92	Q	-
07/04/201 1 12:44	344.0 2	0.00	40.39	0.00	61.3 0	59.3 2	61.5 6	2.32	-7.68	0%	Q 19.92	Q	-
07/04/201 1 12:59	345.9 6	0.00	39.24	0.00	64.3 7	59.6 6	62.2 3	3.91	-6.09	0%	Q 19.92	Q	-
07/04/201 1 13:14	343.1 3	0.00	39.24	0.00	61.9 9	56.7 9	57.3 6	5.58	-4.42	0%	Q 19.92	Q	-
07/04/201 1 13:29	336.3 7	0.00	39.24	0.00	61.8 9	57.2 7	58.2 4	4.66	-5.34	0%	Q 19.92	Q	-
07/04/201 1 13:44	343.5 3	0.00	37.34	0.00	64.7 0	59.7 2	58.3 1	6.22	-3.78	0%	Q 19.92	Q	-
07/04/201 1 13:59	343 3	0.00	38.86	0.00	64.2 9	56.6 2	59.8 8	6.68	-3.32	0%	Q 19.92	Q	-

07/04/201 1 14:14	344.4 3	0.00	37.34	0.00	65.6 3	58.3 9	61.2 2	6.29	-3.71	0%	Q 19.92	Q	-
07/04/201 1 14:29	346.2 9	0.00	40.01	0.00	63.2 5	55.3 9	61.8 8	7.95	-2.05	0%	Q 19.92	Q	-
07/04/201 1 14:44	339.7 2	0.00	39.62	0.00	63.2 7	56.7 7	60.9 5	5.90	-4.10	0%	Q 19.92	Q	-
07/04/201 1 14:59	341.6 7	0.00	37.34	0.00	62.0 1	56.4 0	61.7 1	6.06	-3.94	0%	Q 19.92	Q	-
07/04/201 1 15:14	335.2 5	0.00	36.96	0.00	61.3 5	54.0 7	61.8 6	8.50	-1.50	0%	Q 19.92	Q	-
07/04/201 1 15:29	332.6 3	0.00	33.15	0.00	61.6 3	53.5 4	56.0 7	7.97	-2.03	0%	Q 19.92	Q	-
07/04/201 1 15:44	327.3 7	0.00	28.96	0.00	61.3 3	54.0 8	58.3 7	6.64	-3.36	0%	Q 19.92	Q	-
07/04/201 1 15:59	328.5 8	0.00	29.72	0.00	62.8 6	55.2 1	55.7 2	8.51	-1.49	0%	Q 19.92	Q	-
07/04/201 1 16:14	336.3 4	0.00	28.58	0.00	63.5 6	55.7 5	55.7 7	8.91	-1.09	0%	Q 19.92	Q	-
07/04/201 1 16:29	334.1 9	0.00	28.96	0.00	62.3 5	56.6 9	58.9 0	5.12	-4.88	0%	Q 19.92	Q	-
07/04/201 1 16:44	334.9 8	0.00	29.72	0.00	60.4 8	55.3 7	56.8 1	5.09	-4.91	0%	Q 19.92	Q	-
07/04/201 1 16:59	328.2 3	0.00	23.62	0.00	57.1 6	55.0 3	55.4 7	2.28	-7.72	0%	Q 19.92	Q	-
07/04/201 1 17:14	318.0 8	0.00	21.72	0.00	55.6 3	47.4 6	55.6 2	10.29	0.29	5%	Q 19.92	Q	3.17
07/04/201 1 17:29	313.5 2	0.00	22.10	0.00	59.4 5	51.2 9	57.8 2	8.71	-1.29	0%	Q 19.92	Q	-
07/04/201 1 17:44	331.2 9	0.00	24.77	0.00	59.2 9	57.4 6	57.5 1	2.07	-7.93	0%	Q 19.92	Q	-
07/04/201 1 17:59	348.8 8	0.00	62.10	0.00	66.7 7	60.5 3	59.8 6	7.03	-2.97	0%	Q 19.92	Q	-
07/04/201 1 18:14	405.2 6	0.00	65.91	0.00	76.3 2	79.2 1	77.1 4	2.13	-7.87	0%	Q 19.92	Q	-
07/04/201 1 18:29	459.9 9	0.00	58.29	0.00	83.7 8	83.6 3	84.0 1	0.24	-9.76	0%	Q 19.92	Q	-
07/04/201 1 18:44	477.5 2	0.00	57.53	0.00	82.8 2	88.8 5	84.2 0	4.17	-5.83	0%	Q 19.92	Q	-
07/04/201 1 18:59	481.6 6	0.00	57.53	0.00	81.2 8	85.6 1	84.6 6	3.06	-6.94	0%	Q 19.92	Q	-
07/04/201 1 19:14	480.8	0.00	57.53	0.00	83.6 6	84.5 2	88.5 4	3.47	-6.53	0%	Q 19.92	Q	-
07/04/201 1 19:29	479.6 3	0.00	57.15	0.00	84.1 6	84.9 1	85.9 5	1.11	-8.89	0%	Q 19.92	Q	-
07/04/201 1 19:44	478.1 7	0.00	56.01	0.00	81.0 3	88.8 2	83.8 0	5.05	-4.95	0%	Q 19.92	Q	-
07/04/201 1 19:59	471.8 1	0.00	55.25	0.00	79.4 2	85.1 0	81.4 2	3.81	-6.19	0%	Q 19.92	Q	-
07/04/201 1 20:14	464.6 2	0.00	56.01	0.00	76.7 9	83.7 0	79.9 8	4.42	-5.58	0%	Q 19.92	Q	-
07/04/201 1 20:29	453.8 6	0.00	55.63	0.00	74.8 0	80.5 3	78.7 8	4.15	-5.85	0%	Q 19.92	Q	-
07/04/201 1 20:44	447.2 6	0.00	53.72	0.00	74.5 7	77.4 5	78.7 5	3.06	-6.94	0%	Q 19.92	Q	-
07/04/201 1 20:59	427.5 2	0.00	52.20	0.00	69.9 5	70.9 5	72.4 8	1.90	-8.10	0%	Q 19.92	Q	-
07/04/201 1 21:14	408.1 1	0.00	54.48	0.00	69.5 5	69.2 0	70.4 8	1.06	-8.94	0%	Q 19.92	Q	-
07/04/201 1 21:29	391.6 7	0.00	54.48	0.00	66.0 8	67.7 8	65.8 3	1.83	-8.17	0%	Q 19.92	Q	-
07/04/201 1 21:44	375.5 4	0.00	56.77	0.00	61.9 0	62.5 1	65.0 4	2.99	-7.01	0%	Q 19.92	Q	-
07/04/201 1 21:59	352.6	0.00	54.10	0.00	58.3 9	58.3 4	61.3 7	3.37	-6.63	0%	Q 19.92	Q	-

07/04/201 1 22:14	325.8 5	0.00	52.58	0.00	53.0 0	54.1 7	56.0 5	3.02	-6.98	0%	Q 19.92	Q	-
07/04/201 1 22:29	304.5 3	0.00	53.34	0.00	50.6 3	51.8 8	53.7 9	3.24	-6.76	0%	Q 19.92	Q	-
07/04/201 1 22:44	285.9 1	0.00	54.86	0.00	46.7 9	48.7 7	50.7 2	4.04	-5.96	0%	Q 19.92	Q	-
07/04/201 1 22:59	272.8 2	0.00	56.01	0.00	43.8 1	45.4 0	49.3 3	6.82	-3.18	0%	Q 19.92	Q	-
07/04/201 1 23:14	258.2 3	0.00	53.72	0.00	41.4 1	43.3 5	46.5 8	6.40	-3.60	0%	Q 19.92	Q	-
07/04/201 1 23:29	248.8 3	0.00	51.05	0.00	38.9 9	41.8 6	43.3 6	5.83	-4.17	0%	Q 19.92	Q	-
07/04/201 1 23:44	238.9 5	0.00	50.29	0.00	39.5 0	41.9 8	44.8 1	6.45	-3.55	0%	Q 19.92	Q	-
07/04/201 1 23:59	231.4 3	0.00	49.53	0.00	36.8 5	39.8 2	43.3 8	8.40	-1.60	0%	Q 19.92	Q	-
08/04/201 1 00:14	228.2 5	0.00	49.53	0.00	36.3 4	39.2 9	43.6 2	9.74	-0.26	0%	Q 19.92	Q	-
08/04/201 1 00:29	223.5 6	0.00	50.29	0.00	35.4 4	38.8 1	42.0 3	8.57	-1.43	0%	Q 19.92	Q	-
08/04/201 1 00:44	220.4 3	0.00	49.53	0.00	35.2 5	38.4 1	41.9 7	8.89	-1.11	0%	Q 19.92	Q	-
08/04/201 1 00:59	218.2 3	0.00	50.67	0.00	35.5 6	39.3 6	41.1 4	8.08	-1.92	0%	Q 19.92	Q	-
08/04/201 1 01:14	217.8 5	0.00	50.67	0.00	33.8 3	37.9 4	41.0 6	10.05	0.05	5%	Q 19.92	Q	2.17
08/04/201 1 01:29	213.5 9	0.00	51.44	0.00	33.9 4	38.1 2	39.2 8	8.55	-1.45	0%	Q 19.92	Q	-
08/04/201 1 01:44	212.6 8	0.00	50.67	0.00	33.9 7	37.7 0	40.0 6	8.79	-1.21	0%	Q 19.92	Q	-
08/04/201 1 01:59	213.2 5	0.00	50.29	0.00	33.9 6	38.1 5	40.4 5	9.49	-0.51	0%	Q 19.92	Q	-
08/04/201 1 02:14	213.0 7	0.00	49.53	0.00	33.3 3	39.1 1	40.2 5	11.27	1.27	20%	Q 19.92	Q	8.49
08/04/201 1 02:29	212.8 6	0.00	51.82	0.00	32.6 1	37.2 6	40.2 7	11.18	1.18	20%	Q 19.92	Q	8.48
08/04/201 1 02:44	211.1 3	0.00	52.20	0.00	33.5 8	37.8 7	40.1 4	9.72	-0.28	0%	Q 19.92	Q	-
08/04/201 1 02:59	213.3 2	0.00	51.05	0.00	33.5 2	38.0 3	39.4 2	9.38	-0.62	0%	Q 19.92	Q	-
08/04/201 1 03:14	211.7 8	0.00	53.72	0.00	34.5 0	38.7 9	41.4 6	9.80	-0.20	0%	Q 19.92	Q	-
08/04/201 1 03:29	213.4 1	0.00	54.10	0.00	33.7 5	37.7 0	40.5 4	9.59	-0.41	0%	Q 19.92	Q	-
08/04/201 1 03:44	214.4 9	0.00	54.48	0.00	34.1 6	37.6 7	42.4 9	11.50	1.50	20%	Q 19.92	Q	8.55
08/04/201 1 03:59	215.6 3	0.00	52.58	0.00	33.8 0	39.2 7	39.6 5	10.04	0.04	5%	Q 19.92	Q	2.15
08/04/201 1 04:14	220.2 2	0.00	51.05	0.00	36.0 4	40.4 4	42.5 3	9.15	-0.85	0%	Q 19.92	Q	-
08/04/201 1 04:29	222.6 3	0.00	48.39	0.00	35.1 9	39.8 1	41.6 2	9.48	-0.52	0%	Q 19.92	Q	-
08/04/201 1 04:44	228.2 8	0.00	51.44	0.00	35.8 1	42.3 5	44.3 8	12.33	2.33	20%	Q 19.92	Q	9.09
08/04/201 1 04:59	238.7 2	0.00	48.39	0.00	36.7 1	43.9 5	46.6 8	13.51	3.51	50%	Q 19.92	Q	23.78
08/04/201 1 05:14	247.6 4	0.00	48.77	0.00	38.8 3	46.9 6	48.1 3	13.02	3.02	50%	Q 19.92	Q	24.66
08/04/201 1 05:29	255.1 2	0.00	49.15	0.00	38.9 6	44.7 7	48.2 5	11.44	1.44	20%	Q 19.92	Q	10.16
08/04/201 1 05:44	250.0 5	0.00	48.01	0.00	35.9 6	45.4 6	46.1 2	15.41	5.41	75%	Q 19.92	Q	37.36
08/04/201 1 05:59	229.7 7	0.00	48.39	0.00	39.5 6	45.1 0	37.0 0	11.21	1.21	20%	Q 19.92	Q	9.15

08/04/201 1 06:14	245.3 1	0.00	43.43	0.00	40.0 0	46.4 2	37.9 0	12.02	2.02	20%	Q 19.92	Q 9.77
08/04/201 1 06:29	239.3 7	0.00	18.67	0.76	40.0 0	43.5 7	37.5 5	7.92	-2.08	0%	Q 19.92	Q -
08/04/201 1 06:44	236.0 3	0.00	11.43	1.52	41.9 2	43.7 1	38.3 3	7.24	-2.76	0%	Q 19.92	Q -
08/04/201 1 06:59	239.7	0.00	6.48	1.91	38.9 2	44.0 0	38.4 9	8.72	-1.28	0%	Q 19.92	Q -
08/04/201 1 07:14	236.6 2	0.00	6.48	1.52	40.1 4	40.5 6	36.3 4	6.85	-3.15	0%	Q 19.92	Q -
08/04/201 1 07:29	245.2 8	0.00	10.29	1.52	40.1 0	46.5 9	49.3 3	11.56	1.56	20%	Q 19.92	Q 9.77
08/04/201 1 07:44	258.6 2	0.00	12.95	1.14	46.3 8	44.0 1	49.2 9	5.86	-4.14	0%	Q 19.92	Q -
08/04/201 1 07:59	268.4	0.00	17.15	0.00	48.0 3	46.1 0	49.0 0	3.37	-6.63	0%	Q 19.92	Q -
08/04/201 1 08:14	286.0 3	0.00	28.96	0.00	47.9 0	48.8 0	54.1 0	7.63	-2.37	0%	Q 19.92	Q -
08/04/201 1 08:29	302.7	0.00	33.53	0.00	53.0 7	50.8 2	58.3 0	7.84	-2.16	0%	Q 19.92	Q -
08/04/201 1 08:44	310.7 7	0.00	40.39	0.00	56.5 4	50.2 7	57.0 3	7.95	-2.05	0%	Q 19.92	Q -
08/04/201 1 08:59	307.3 3	0.00	44.58	0.00	57.6 1	50.3 0	60.2 6	10.27	0.27	5%	Q 19.92	Q 3.06
08/04/201 1 09:14	320.3 7	0.00	50.29	0.00	55.8 6	53.8 2	61.3 8	7.65	-2.35	0%	Q 19.92	Q -
08/04/201 1 09:29	325.3 8	0.00	48.01	0.00	57.8 6	54.9 2	59.7 7	4.51	-5.49	0%	Q 19.92	Q -
08/04/201 1 09:44	327	0.00	51.05	0.00	58.4 5	57.4 0	58.7 1	1.35	-8.65	0%	Q 19.92	Q -
08/04/201 1 09:59	326.0 6	0.00	49.91	0.00	57.4 9	56.1 9	58.2 7	1.97	-8.03	0%	Q 19.92	Q -
08/04/201 1 10:14	331.0 7	0.00	53.34	0.00	59.5 4	55.0 8	58.1 7	4.37	-5.63	0%	Q 19.92	Q -
08/04/201 1 10:29	330	0.00	56.77	0.00	61.7 8	57.5 1	59.7 0	3.61	-6.39	0%	Q 19.92	Q -
08/04/201 1 10:44	342.3 8	0.00	57.53	0.00	65.3 1	57.7 4	59.8 6	7.12	-2.88	0%	Q 19.92	Q -
08/04/201 1 10:59	338.0 9	0.00	59.44	0.00	60.1 5	57.7 0	59.4 6	2.37	-7.63	0%	Q 19.92	Q -
08/04/201 1 11:14	336.8 3	0.00	65.15	0.00	60.8 5	58.2 9	62.1 3	3.53	-6.47	0%	Q 19.92	Q -
08/04/201 1 11:29	341.9 9	0.00	63.25	0.00	62.8 6	57.2 0	62.2 8	5.89	-4.11	0%	Q 19.92	Q -
08/04/201 1 11:44	341.5 3	0.00	64.77	0.00	63.0 7	58.3 0	65.9 5	6.63	-3.37	0%	Q 19.92	Q -
08/04/201 1 11:59	345.3 1	0.00	63.25	0.00	61.0 0	57.1 9	56.9 7	4.48	-5.52	0%	Q 19.92	Q -
08/04/201 1 12:14	341.9	0.00	65.91	0.00	62.4 2	56.3 4	60.2 7	5.59	-4.41	0%	Q 19.92	Q -
08/04/201 1 12:29	338.4 3	0.00	58.29	0.00	64.2 6	57.8 6	59.1 0	6.38	-3.62	0%	Q 19.92	Q -
08/04/201 1 12:44	345.5 4	0.00	55.63	0.00	62.7 8	60.3 5	59.5 7	3.09	-6.91	0%	Q 19.92	Q -
08/04/201 1 12:59	341.7	0.00	59.06	0.00	64.0 0	59.7 2	59.9 8	4.52	-5.48	0%	Q 19.92	Q -
08/04/201 1 13:14	343.7 7	0.00	54.86	0.00	64.8 8	57.5 6	58.9 7	7.29	-2.71	0%	Q 19.92	Q -
08/04/201 1 13:29	345.5 9	0.00	52.20	0.00	65.8 3	61.5 7	58.5 2	6.22	-3.78	0%	Q 19.92	Q -
08/04/201 1 13:44	344.9 6	0.00	52.58	0.00	65.3 5	57.4 4	59.3 0	7.67	-2.33	0%	Q 19.92	Q -
08/04/201 1 13:59	333.8 6	0.00	53.34	0.00	36.2 7	36.8 0	36.5 6	0.75	-9.25	0%	Q 19.92	Q -

08/04/201 1 14:14	294.8 7	0.00	50.29	0.00	56.4 7	53.0 1	56.7 4	4.33	-5.67	0%	Q 19.92	Q	-
08/04/201 1 14:29	331.5 9	0.00	50.67	0.00	62.2 1	54.3 6	58.3 8	6.78	-3.22	0%	Q 19.92	Q	-
08/04/201 1 14:44	333.5 5	0.00	48.39	0.00	58.1 8	55.4 7	57.4 2	2.72	-7.28	0%	Q 19.92	Q	-
08/04/201 1 14:59	331.4	0.00	47.63	0.00	59.5 5	54.1 2	57.0 0	4.87	-5.13	0%	Q 19.92	Q	-
08/04/201 1 15:14	329.8 6	0.00	42.29	0.00	59.0 2	54.1 2	55.4 4	5.03	-4.97	0%	Q 19.92	Q	-
08/04/201 1 15:29	324.1 6	0.00	46.48	0.00	59.0 8	52.9 4	56.8 3	5.94	-4.06	0%	Q 19.92	Q	-
08/04/201 1 15:44	326.0 1	0.00	39.24	0.00	61.6 2	53.5 5	55.9 3	8.04	-1.96	0%	Q 19.92	Q	-
08/04/201 1 15:59	324.0 7	0.00	40.77	0.00	58.6 8	53.0 9	51.4 9	7.83	-2.17	0%	Q 19.92	Q	-
08/04/201 1 16:14	320.3	0.00	41.91	0.00	57.1 1	52.2 8	55.3 3	4.78	-5.22	0%	Q 19.92	Q	-
08/04/201 1 16:29	323.1 9	0.00	38.48	0.00	57.7 8	51.7 5	55.7 8	6.09	-3.91	0%	Q 19.92	Q	-
08/04/201 1 16:44	319.4 3	0.00	36.20	0.00	57.3 0	51.5 5	56.3 4	6.38	-3.62	0%	Q 19.92	Q	-
08/04/201 1 16:59	310.5 1	0.00	35.43	0.00	54.1 7	50.7 1	52.5 9	3.39	-6.61	0%	Q 19.92	Q	-
08/04/201 1 17:14	305.8 9	0.00	30.48	0.00	56.0 2	50.3 8	55.1 3	6.43	-3.57	0%	Q 19.92	Q	-
08/04/201 1 17:29	311.9 8	0.00	25.53	0.00	57.4 9	49.6 6	55.5 4	8.43	-1.57	0%	Q 19.92	Q	-
08/04/201 1 17:44	321.6 2	0.00	38.48	0.00	58.8 0	54.1 7	58.1 5	5.03	-4.97	0%	Q 19.92	Q	-
08/04/201 1 17:59	343.0 7	0.00	73.91	0.00	66.6 8	61.2 0	65.1 7	4.90	-5.10	0%	Q 19.92	Q	-
08/04/201 1 18:14	409.1 1	0.00	65.53	0.00	76.3 7	80.2 7	79.5 0	2.98	-7.02	0%	Q 19.92	Q	-
08/04/201 1 18:29	402.9 8	0.00	66.29	0.00	79.8 3	83.0 9	83.9 3	2.98	-7.02	0%	Q 19.92	Q	-
08/04/201 1 18:44	483.3 6	0.00	63.63	0.00	82.7 1	88.9 8	88.5 1	4.64	-5.36	0%	Q 19.92	Q	-
08/04/201 1 18:59	489.8 2	0.00	60.58	0.00	81.2 5	87.7 0	85.8 2	4.33	-5.67	0%	Q 19.92	Q	-
08/04/201 1 19:14	487.0 6	0.00	60.96	0.00	80.8 4	87.2 8	87.1 8	5.01	-4.99	0%	Q 19.92	Q	-
08/04/201 1 19:29	482.7 5	0.00	62.48	0.00	83.3 4	87.4 7	84.8 7	2.63	-7.37	0%	Q 19.92	Q	-
08/04/201 1 19:44	483.4 3	0.00	60.96	0.00	80.5 0	85.5 9	88.1 4	5.01	-4.99	0%	Q 19.92	Q	-
08/04/201 1 19:59	479.3	0.00	60.20	0.00	79.1 6	83.9 9	85.1 8	4.37	-5.63	0%	Q 19.92	Q	-
08/04/201 1 20:14	468.6 3	0.00	61.72	0.00	77.1 0	81.4 2	83.6 2	4.48	-5.52	0%	Q 19.92	Q	-
08/04/201 1 20:29	456.6 1	0.00	62.87	0.00	77.2 5	80.2 4	80.4 3	2.59	-7.41	0%	Q 19.92	Q	-
08/04/201 1 20:44	444.2 2	0.00	60.20	0.00	72.8 1	75.4 2	77.1 5	3.08	-6.92	0%	Q 19.92	Q	-
08/04/201 1 20:59	426.6 6	0.00	61.34	0.00	69.6 1	71.7 5	71.7 3	2.00	-8.00	0%	Q 19.92	Q	-
08/04/201 1 21:14	399.9 5	0.00	59.44	0.00	68.0 9	67.9 5	70.2 0	2.11	-7.89	0%	Q 19.92	Q	-
08/04/201 1 21:29	380.2 2	0.00	61.72	0.00	61.9 6	64.6 2	65.1 9	3.07	-6.93	0%	Q 19.92	Q	-
08/04/201 1 21:44	357.2 6	0.00	60.20	0.00	58.2 3	59.7 2	63.1 9	4.65	-5.35	0%	Q 19.92	Q	-
08/04/201 1 21:59	332.8 6	0.00	57.91	0.00	52.5 2	54.7 0	60.6 2	8.35	-1.65	0%	Q 19.92	Q	-

08/04/201 1 22:14	310.8 4	0.00	59.06	0.00	50.1 7	50.5 9	54.8 6	5.76	-4.24	0%	Q 19.92	Q	-
08/04/201 1 22:29	294.6 4	0.00	57.15	0.00	48.4 4	49.9 5	52.7 9	4.76	-5.24	0%	Q 19.92	Q	-
08/04/201 1 22:44	277.0 1	0.00	58.67	0.00	44.7 7	45.7 8	49.9 6	6.67	-3.33	0%	Q 19.92	Q	-
08/04/201 1 22:59	264.7 8	0.00	53.72	0.00	42.5 4	44.0 5	48.9 9	8.40	-1.60	0%	Q 19.92	Q	-
08/04/201 1 23:14	255.0 7	0.00	54.48	0.00	41.3 2	43.8 0	47.2 1	7.03	-2.97	0%	Q 19.92	Q	-
08/04/201 1 23:29	246.1 3	0.00	54.86	0.00	39.2 5	41.3 7	45.6 9	8.52	-1.48	0%	Q 19.92	Q	-
08/04/201 1 23:44	238.9 5	0.00	53.72	0.00	37.3 0	41.6 4	45.5 7	10.13	0.13	5%	Q 19.92	Q	2.38
08/04/201 1 23:59	235.3 5	0.00	51.05	0.00	39.1 5	40.8 1	43.7 1	6.03	-3.97	0%	Q 19.92	Q	-
09/04/201 1 00:14	230.2 5	0.00	50.67	0.00	36.4 8	39.4 3	43.4 9	9.27	-0.73	0%	Q 19.92	Q	-
09/04/201 1 00:29	228.4 7	0.00	51.44	0.00	36.0 1	39.8 0	43.9 2	10.05	0.05	5%	Q 19.92	Q	2.27
09/04/201 1 00:44	222.4 7	0.00	50.67	0.00	34.7 8	38.8 8	40.9 3	8.94	-1.06	0%	Q 19.92	Q	-
09/04/201 1 00:59	220.0 7	0.00	52.58	0.00	35.3 1	38.5 5	41.3 5	8.05	-1.95	0%	Q 19.92	Q	-
09/04/201 1 01:14	219.3 5	0.00	50.29	0.00	33.7 1	39.0 7	42.2 9	12.11	2.11	20%	Q 19.92	Q	8.74
09/04/201 1 01:29	216.5 5	0.00	53.72	0.00	33.4 7	38.4 3	41.7 0	11.61	1.61	20%	Q 19.92	Q	8.63
09/04/201 1 01:44	213.0 6	0.00	54.10	0.00	33.5 8	37.6 0	40.3 5	9.67	-0.33	0%	Q 19.92	Q	-
09/04/201 1 01:59	213.9 9	0.00	51.05	0.00	33.4 5	38.4 3	40.9 4	11.05	1.05	20%	Q 19.92	Q	8.53
09/04/201 1 02:14	215.9 9	0.00	52.20	0.00	33.6 5	38.1 4	41.4 0	10.81	0.81	5%	Q 19.92	Q	2.15
09/04/201 1 02:29	212.9 7	0.00	54.48	0.00	32.5 9	38.0 1	40.5 0	12.00	2.00	20%	Q 19.92	Q	8.48
09/04/201 1 02:44	210.8 4	0.00	54.86	0.00	32.7 4	36.7 7	41.4 9	12.14	2.14	20%	Q 19.92	Q	8.40
09/04/201 1 02:59	211.4 4	0.00	54.48	0.00	32.9 6	38.2 5	40.9 2	11.82	1.82	20%	Q 19.92	Q	8.42
09/04/201 1 03:14	214.4 9	0.00	51.82	0.00	34.3 5	38.6 8	40.6 6	9.36	-0.64	0%	Q 19.92	Q	-
09/04/201 1 03:29	214.9 2	0.00	52.58	0.00	33.1 1	37.9 6	40.9 9	11.36	1.36	20%	Q 19.92	Q	8.56
09/04/201 1 03:44	215.5 3	0.00	52.96	0.00	33.4 7	38.7 7	41.5 0	11.72	1.72	20%	Q 19.92	Q	8.59
09/04/201 1 03:59	220.4 4	0.00	53.72	0.00	33.6 9	40.4 0	42.2 8	13.15	3.15	50%	Q 19.92	Q	21.96
09/04/201 1 04:14	222.8 5	0.00	52.20	0.00	34.1 6	39.7 0	41.8 5	11.43	1.43	20%	Q 19.92	Q	8.88
09/04/201 1 04:29	220.9 3	0.00	52.58	0.00	34.1 5	43.0 6	42.6 5	14.53	4.53	50%	Q 19.92	Q	22.00
09/04/201 1 04:44	230.6 4	0.00	49.91	0.00	34.2 1	40.6 1	44.4 0	13.92	3.92	50%	Q 19.92	Q	22.97
09/04/201 1 04:59	236.8 6	0.00	50.29	0.00	35.9 2	42.4 9	51.4 1	18.80	8.80	100 %	Q 19.92	Q	47.18
09/04/201 1 05:14	246.8 6	0.00	50.67	0.00	36.5 8	45.0 4	49.1 9	16.11	6.11	75%	Q 19.92	Q	36.88
09/04/201 1 05:29	251.2 8	0.00	51.44	0.00	34.2 7	40.2 9	45.9 7	14.70	4.70	50%	Q 19.92	Q	25.03
09/04/201 1 05:44	231.1 1	0.00	49.91	0.00	36.2 8	39.9 7	47.5 6	15.24	5.24	75%	Q 19.92	Q	34.53
09/04/201 1 05:59	243.2 2	0.00	48.01	0.00	41.0 1	42.3 1	44.2 4	4.05	-5.95	0%	Q 19.92	Q	-

09/04/201 1 06:14	250.7 3	0.00	34.29	0.00	38.5 7	41.8 0	43.5 7	6.64	-3.36	0%	Q 19.92	Q	-
09/04/201 1 06:29	247.1 7	0.00	15.24	0.76	39.1 7	41.6 8	42.9 4	5.07	-4.93	0%	Q 19.92	Q	-
09/04/201 1 06:44	243.5 7	0.00	8.00	3.05	37.0 5	38.6 0	47.2 8	15.38	5.38	75%	Q 19.92	Q	36.39
09/04/201 1 06:59	240.9 7	0.00	8.76	3.05	38.4 4	39.3 6	47.4 9	13.71	3.71	50%	Q 19.92	Q	24.00
09/04/201 1 07:14	247.4 2	0.00	12.95	3.05	38.6 0	41.7 4	46.2 5	9.61	-0.39	0%	Q 19.92	Q	-
09/04/201 1 07:29	241.9 8	0.00	13.34	2.29	40.6 5	38.9 4	45.3 2	8.85	-1.15	0%	Q 19.92	Q	-
09/04/201 1 07:44	249.0 9	0.00	21.72	0.38	41.6 2	42.6 8	47.4 6	8.06	-1.94	0%	Q 19.92	Q	-
09/04/201 1 07:59	267.4 9	0.00	28.96	0.00	45.6 0	46.7 6	52.9 6	9.33	-0.67	0%	Q 19.92	Q	-
09/04/201 1 08:14	278.2 4	0.00	29.34	0.00	48.1 5	47.6 4	50.3 4	3.35	-6.65	0%	Q 19.92	Q	-
09/04/201 1 08:29	280.0 3	0.00	32.77	0.00	47.9 8	48.0 2	48.2 7	0.37	-9.63	0%	Q 19.92	Q	-
09/04/201 1 08:44	284.0 3	0.00	34.67	0.00	52.8 9	45.5 1	53.0 8	9.87	-0.13	0%	Q 19.92	Q	-
09/04/201 1 08:59	291.0 7	0.00	42.29	0.00	54.9 7	47.6 2	49.9 3	8.12	-1.88	0%	Q 19.92	Q	-
09/04/201 1 09:14	298.5 5	0.00	54.10	0.00	57.7 6	51.2 7	54.2 7	6.11	-3.89	0%	Q 19.92	Q	-
09/04/201 1 09:29	307.2 1	0.00	51.44	0.00	55.2 3	52.0 4	56.1 8	4.48	-5.52	0%	Q 19.92	Q	-
09/04/201 1 09:44	319.7 3	0.00	51.44	0.00	59.2 3	49.5 5	60.7 7	12.33	2.33	20%	Q 19.92	Q	12.74
09/04/201 1 09:59	320.8 2	0.00	56.39	0.00	57.2 1	50.9 0	57.6 6	7.88	-2.12	0%	Q 19.92	Q	-
09/04/201 1 10:14	326.0 4	0.00	60.58	0.00	59.3 0	53.5 5	57.8 5	5.89	-4.11	0%	Q 19.92	Q	-
09/04/201 1 10:29	323.6 1	0.00	65.15	0.00	58.0 4	52.0 3	59.4 2	7.91	-2.09	0%	Q 19.92	Q	-
09/04/201 1 10:44	327.3 5	0.00	62.48	0.00	60.4 5	55.3 5	60.5 9	5.86	-4.14	0%	Q 19.92	Q	-
09/04/201 1 10:59	333.1 9	0.00	61.72	0.00	61.5 7	54.2 5	60.3 8	7.63	-2.37	0%	Q 19.92	Q	-
09/04/201 1 11:14	336.5 3	0.00	59.82	0.00	61.6 8	58.3 6	61.1 0	3.35	-6.65	0%	Q 19.92	Q	-
09/04/201 1 11:29	335.4 3	0.00	63.25	0.00	62.6 0	54.7 2	61.5 0	8.20	-1.80	0%	Q 19.92	Q	-
09/04/201 1 11:44	337.3 2	0.00	64.01	0.00	61.6 7	56.4 7	59.0 5	4.41	-5.59	0%	Q 19.92	Q	-
09/04/201 1 11:59	337.5 1	0.00	62.48	0.00	63.0 7	57.4 6	58.3 2	5.79	-4.21	0%	Q 19.92	Q	-
09/04/201 1 12:14	336.6 9	0.00	64.77	0.00	61.1 3	55.7 0	57.6 6	5.10	-4.90	0%	Q 19.92	Q	-
09/04/201 1 12:29	339.8 2	0.00	59.06	0.00	64.8 2	55.6 7	59.6 4	7.96	-2.04	0%	Q 19.92	Q	-
09/04/201 1 12:44	335.5 9	0.00	56.77	0.00	60.1 0	54.0 0	59.0 0	6.41	-3.59	0%	Q 19.92	Q	-
09/04/201 1 12:59	329.6 7	0.00	51.05	0.00	62.1 4	53.2 3	57.9 5	7.86	-2.14	0%	Q 19.92	Q	-
09/04/201 1 13:14	328.8 7	0.00	47.24	0.00	61.3 0	53.6 8	58.1 6	6.99	-3.01	0%	Q 19.92	Q	-
09/04/201 1 13:29	327.4 4	0.00	49.15	0.00	59.9 5	55.9 6	55.8 1	4.73	-5.27	0%	Q 19.92	Q	-
09/04/201 1 13:44	329.3 9	0.00	49.15	0.00	60.1 4	56.7 5	58.3 3	2.97	-7.03	0%	Q 19.92	Q	-
09/04/201 1 13:59	329.9 3	0.00	48.01	0.00	59.9 4	54.0 2	56.8 6	5.27	-4.73	0%	Q 19.92	Q	-

09/04/201 1 14:14	333.3 1	0.00	46.86	0.00	61.8 3	55.7 0	56.6 5	6.49	-3.51	0%	Q 19.92	Q	-
09/04/201 1 14:29	328.3 9	0.00	45.72	0.00	59.4 7	55.2 1	57.2 5	3.77	-6.23	0%	Q 19.92	Q	-
09/04/201 1 14:44	329.4 3	0.00	41.53	0.00	59.6 5	54.7 7	57.2 5	4.29	-5.71	0%	Q 19.92	Q	-
09/04/201 1 14:59	326.7	0.00	43.43	0.00	59.6 7	53.1 4	57.5 1	6.40	-3.60	0%	Q 19.92	Q	-
09/04/201 1 15:14	333.4	0.00	37.72	0.00	61.6 5	55.3 5	56.0 3	6.89	-3.11	0%	Q 19.92	Q	-
09/04/201 1 15:29	329.2 3	0.00	37.34	0.00	61.4 9	54.2 8	52.4 7	9.65	-0.35	0%	Q 19.92	Q	-
09/04/201 1 15:44	324.9 1	0.00	36.20	0.00	60.7 7	55.7 6	53.4 8	7.23	-2.77	0%	Q 19.92	Q	-
09/04/201 1 15:59	323.0 1	0.00	34.29	0.00	59.7 4	52.0 6	52.6 4	8.99	-1.01	0%	Q 19.92	Q	-
09/04/201 1 16:14	318.6 5	0.00	32.77	0.00	60.9 8	53.4 3	54.4 2	8.36	-1.64	0%	Q 19.92	Q	-
09/04/201 1 16:29	315.2 2	0.00	28.19	0.00	60.0 5	50.9 7	51.6 0	10.78	0.78	5%	Q 19.92	Q	3.14
09/04/201 1 16:44	313.4 3	0.00	25.91	0.00	56.7 3	53.1 8	51.0 9	5.71	-4.29	0%	Q 19.92	Q	-
09/04/201 1 16:59	312.7 1	0.00	24.77	0.00	56.5 4	51.8 7	50.2 4	6.91	-3.09	0%	Q 19.92	Q	-
09/04/201 1 17:14	306.8 1	0.00	22.86	0.00	53.5 2	51.0 6	52.5 3	2.50	-7.50	0%	Q 19.92	Q	-
09/04/201 1 17:29	309.5 1	0.00	24.00	0.00	55.7 8	50.2 9	54.6 0	6.10	-3.90	0%	Q 19.92	Q	-
09/04/201 1 17:44	308.9 6	0.00	30.48	0.00	55.8 9	51.1 2	52.2 4	5.29	-4.71	0%	Q 19.92	Q	-
09/04/201 1 17:59	324.6 8	0.00	64.39	0.00	61.8 1	61.0 6	61.5 2	0.66	-9.34	0%	Q 19.92	Q	-
09/04/201 1 18:14	395.7 8	0.00	63.63	0.00	75.6 8	79.0 3	76.6 8	2.46	-7.54	0%	Q 19.92	Q	-
09/04/201 1 18:29	457.5 3	0.00	57.15	0.00	82.0 7	85.9 6	84.3 1	2.43	-7.57	0%	Q 19.92	Q	-
09/04/201 1 18:44	476.3 2	0.00	55.25	0.00	82.6 6	86.8 0	84.8 2	2.48	-7.52	0%	Q 19.92	Q	-
09/04/201 1 18:59	476.3 9	0.00	56.39	0.00	81.9 0	86.6 6	85.5 3	3.30	-6.70	0%	Q 19.92	Q	-
09/04/201 1 19:14	484.3 6	0.00	54.48	0.00	81.5 8	85.7 3	84.6 5	2.87	-7.13	0%	Q 19.92	Q	-
09/04/201 1 19:29	476.1 6	0.00	54.10	0.00	82.6 4	88.1 8	82.5 3	4.42	-5.58	0%	Q 19.92	Q	-
09/04/201 1 19:44	472.5 9	0.00	54.48	0.00	80.4 8	84.7 6	82.5 2	2.63	-7.37	0%	Q 19.92	Q	-
09/04/201 1 19:59	462.9	0.00	53.34	0.00	78.2 2	83.1 8	81.2 9	3.31	-6.69	0%	Q 19.92	Q	-
09/04/201 1 20:14	455.3 4	0.00	58.29	0.00	75.6 8	79.3 1	79.9 6	3.37	-6.63	0%	Q 19.92	Q	-
09/04/201 1 20:29	452.8 4	0.00	56.77	0.00	75.7 1	78.5 1	79.6 0	2.86	-7.14	0%	Q 19.92	Q	-
09/04/201 1 20:44	442	0.00	55.25	0.00	74.9 1	75.2 4	77.8 2	2.41	-7.59	0%	Q 19.92	Q	-
09/04/201 1 20:59	428.1 8	0.00	56.39	0.00	72.0 5	71.0 2	75.4 1	3.55	-6.45	0%	Q 19.92	Q	-
09/04/201 1 21:14	410	0.00	54.48	0.00	68.8 8	69.4 2	72.1 7	2.87	-7.13	0%	Q 19.92	Q	-
09/04/201 1 21:29	389.8 5	0.00	55.25	0.00	67.1 1	64.2 2	66.7 3	2.73	-7.27	0%	Q 19.92	Q	-
09/04/201 1 21:44	370.2 9	0.00	55.63	0.00	64.1 1	61.3 6	66.6 4	4.18	-5.82	0%	Q 19.92	Q	-
09/04/201 1 21:59	354.9 4	0.00	57.53	0.00	60.0 0	57.6 0	62.6 7	4.29	-5.71	0%	Q 19.92	Q	-

09/04/201 1 22:14	337.0 3	0.00	58.67	0.00	56.5 7	56.2 2	61.7 5	6.14	-3.86	0%	Q 19.92	Q	-
09/04/201 1 22:29	319.4 8	0.00	54.10	0.00	52.8 4	53.2 6	57.6 2	5.58	-4.42	0%	Q 19.92	Q	-
09/04/201 1 22:44	304.5 4	0.00	49.91	0.00	50.2 1	50.3 6	55.5 8	6.78	-3.22	0%	Q 19.92	Q	-
09/04/201 1 22:59	291.5 8	0.00	46.10	0.00	48.5 6	48.9 3	51.4 8	3.67	-6.33	0%	Q 19.92	Q	-
09/04/201 1 23:14	275.6 6	0.00	48.01	0.00	45.5 1	46.9 6	47.7 0	2.60	-7.40	0%	Q 19.92	Q	-
09/04/201 1 23:29	265.3 1	0.00	50.29	0.00	43.5 5	46.5 4	46.6 7	4.47	-5.53	0%	Q 19.92	Q	-
09/04/201 1 23:44	254.9 2	0.00	52.58	0.00	40.9 1	43.8 3	45.9 5	6.09	-3.91	0%	Q 19.92	Q	-
09/04/201 1 23:59	248.3 7	0.00	49.91	0.00	40.4 5	42.8 5	43.6 9	4.44	-5.56	0%	Q 19.92	Q	-
10/04/201 1 00:14	240.4 7	0.00	50.29	0.00	40.0 8	41.9 0	44.6 9	5.84	-4.16	0%	Q 19.92	Q	-
10/04/201 1 00:29	234.7 5	0.00	49.91	0.00	38.0 1	40.7 0	43.3 6	6.59	-3.41	0%	Q 19.92	Q	-
10/04/201 1 00:44	231.1 9	0.00	51.82	0.00	38.4 2	39.1 7	43.9 1	8.42	-1.58	0%	Q 19.92	Q	-
10/04/201 1 00:59	227.0 4	0.00	50.67	0.00	36.2 2	39.0 0	43.1 2	9.31	-0.69	0%	Q 19.92	Q	-
10/04/201 1 01:14	227.5 6	0.00	47.63	0.00	35.4 6	40.5 8	44.4 6	11.72	1.72	20%	Q 19.92	Q	9.07
10/04/201 1 01:29	222.6 3	0.00	46.86	0.00	35.6 5	38.5 1	41.0 7	7.19	-2.81	0%	Q 19.92	Q	-
10/04/201 1 01:44	220.0 3	0.00	44.20	0.00	36.4 5	39.5 3	40.9 3	6.47	-3.53	0%	Q 19.92	Q	-
10/04/201 1 01:59	217.3 4	0.00	44.96	0.00	33.9 5	38.1 5	41.8 9	10.65	0.65	5%	Q 19.92	Q	2.16
10/04/201 1 02:14	215.1 2	0.00	42.67	0.00	33.4 1	38.3 9	40.8 1	10.99	0.99	5%	Q 19.92	Q	2.14
10/04/201 1 02:29	214.3 9	0.00	41.53	0.00	33.9 2	37.9 3	41.8 1	10.47	0.47	5%	Q 19.92	Q	2.14
10/04/201 1 02:44	213.6 4	0.00	43.82	0.00	33.2 7	38.4 3	40.0 9	10.72	0.72	5%	Q 19.92	Q	2.13
10/04/201 1 02:59	211.6 3	0.00	43.82	0.00	32.8 5	38.0 7	39.9 4	11.10	1.10	20%	Q 19.92	Q	8.43
10/04/201 1 03:14	210.8	0.00	44.58	0.00	34.2 8	37.9 3	40.0 4	8.38	-1.62	0%	Q 19.92	Q	-
10/04/201 1 03:29	215.3	0.00	43.82	0.00	32.6 6	37.6 7	41.9 4	12.73	2.73	20%	Q 19.92	Q	8.58
10/04/201 1 03:44	212.6 5	0.00	43.05	0.00	32.7 4	38.3 6	39.5 2	11.21	1.21	20%	Q 19.92	Q	8.47
10/04/201 1 03:59	210.9 3	0.00	41.53	0.00	33.8 6	38.7 2	39.9 2	9.71	-0.29	0%	Q 19.92	Q	-
10/04/201 1 04:14	213.2 5	0.00	41.53	0.00	33.0 6	38.5 2	40.6 2	11.60	1.60	20%	Q 19.92	Q	8.50
10/04/201 1 04:29	219.9 7	0.00	41.15	0.00	32.9 5	41.3 0	41.9 4	14.92	4.92	50%	Q 19.92	Q	21.91
10/04/201 1 04:44	222.1 7	0.00	40.01	0.00	34.7 1	41.8 9	43.6 1	13.38	3.38	50%	Q 19.92	Q	22.13
10/04/201 1 04:59	237.5 2	0.00	42.67	0.00	37.0 3	41.9 3	49.2 0	15.17	5.17	75%	Q 19.92	Q	35.49
10/04/201 1 05:14	244.5 9	0.00	40.39	0.00	34.2 4	45.3 9	50.4 2	21.01	11.01	100 %	Q 19.92	Q	48.72
10/04/201 1 05:29	242.6 5	0.00	41.53	0.00	36.0 7	40.4 9	43.0 1	9.50	-0.50	0%	Q 19.92	Q	-
10/04/201 1 05:44	222.9 4	0.00	41.15	0.00	32.2 2	36.5 9	39.8 2	11.02	1.02	20%	Q 19.92	Q	8.88
10/04/201 1 05:59	224.4 7	0.00	37.34	0.00	33.4 8	39.8 2	45.2 0	15.24	5.24	75%	Q 19.92	Q	33.54

10/04/201 1 06:14	226.6 8	0.00	16.00	0.38	33.7 6	37.8 6	39.3 1	8.70	-1.30	0%	Q 19.92	Q	-
10/04/201 1 06:29	227.2 1	0.00	0.00	12.19	35.8 0	38.6 2	45.2 5	13.44	3.44	50%	Q 19.92	Q	22.63
10/04/201 1 06:44	233.2 4	0.00	0.00	14.10	35.7 0	41.0 0	44.4 9	11.63	1.63	20%	Q 19.92	Q	9.29
10/04/201 1 06:59	240.6 8	0.00	0.00	11.43	37.1 2	42.6 5	47.0 2	12.17	2.17	20%	Q 19.92	Q	9.59
10/04/201 1 07:14	251.3 1	0.00	2.29	2.29	39.6 3	41.2 4	49.2 6	13.56	3.56	50%	Q 19.92	Q	25.03
10/04/201 1 07:29	251.5 7	0.00	5.33	1.52	41.1 9	44.6 4	45.4 9	5.90	-4.10	0%	Q 19.92	Q	-
10/04/201 1 07:44	259.4 8	0.00	3.05	1.91	42.7 5	41.7 7	46.1 2	5.91	-4.09	0%	Q 19.92	Q	-
10/04/201 1 07:59	269.1 8	0.00	3.05	0.76	45.8 7	47.4 2	54.3 7	10.46	0.46	5%	Q 19.92	Q	2.68
10/04/201 1 08:14	285.1 2	0.00	8.76	0.00	48.3 7	48.8 1	54.7 4	8.10	-1.90	0%	Q 19.92	Q	-
10/04/201 1 08:29	299.2 8	0.00	11.81	0.00	51.5 0	50.9 6	56.1 7	6.23	-3.77	0%	Q 19.92	Q	-
10/04/201 1 08:44	311.6 1	0.00	16.00	0.00	56.5 3	52.4 6	59.3 6	6.52	-3.48	0%	Q 19.92	Q	-
10/04/201 1 08:59	318.9 4	0.00	17.53	0.00	55.7 2	52.1 6	59.6 8	6.85	-3.15	0%	Q 19.92	Q	-
10/04/201 1 09:14	322.6 6	0.00	22.86	0.00	58.5 5	56.1 2	56.8 9	2.38	-7.62	0%	Q 19.92	Q	-
10/04/201 1 09:29	326.3 4	0.00	25.91	0.00	60.5 9	56.4 0	57.6 9	4.06	-5.94	0%	Q 19.92	Q	-
10/04/201 1 09:44	327.7 5	0.00	28.58	0.00	61.7 3	56.4 4	59.3 1	4.60	-5.40	0%	Q 19.92	Q	-
10/04/201 1 09:59	333.3 3	0.00	30.48	0.00	60.5 4	57.4 4	57.9 6	3.23	-6.77	0%	Q 19.92	Q	-
10/04/201 1 10:14	334.7 9	0.00	33.15	0.00	59.4 3	58.8 5	58.2 9	0.97	-9.03	0%	Q 19.92	Q	-
10/04/201 1 10:29	334.6 8	0.00	32.39	0.00	61.2 3	57.6 0	56.1 5	4.98	-5.02	0%	Q 19.92	Q	-
10/04/201 1 10:44	332.7 7	0.00	33.15	0.00	60.8 6	58.0 6	60.1 2	2.71	-7.29	0%	Q 19.92	Q	-
10/04/201 1 10:59	335.9 7	0.00	32.77	0.00	59.9 1	57.2 1	58.8 6	2.47	-7.53	0%	Q 19.92	Q	-
10/04/201 1 11:14	329.2 1	0.00	30.48	0.00	59.9 7	56.8 4	55.9 1	4.16	-5.84	0%	Q 19.92	Q	-
10/04/201 1 11:29	331.6 3	0.00	32.77	0.00	61.4 2	55.0 5	58.7 2	5.73	-4.27	0%	Q 19.92	Q	-
10/04/201 1 11:44	332.8 0	0.00	32.39	0.00	58.0 6	54.6 0	54.9 5	3.92	-6.08	0%	Q 19.92	Q	-
10/04/201 1 11:59	336.0 4	0.00	32.77	0.00	60.5 3	56.5 1	57.2 6	4.18	-5.82	0%	Q 19.92	Q	-
10/04/201 1 12:14	330.6 7	0.00	36.58	0.00	59.2 2	56.2 8	57.7 4	2.55	-7.45	0%	Q 19.92	Q	-
10/04/201 1 12:29	333.8 8	0.00	34.67	0.00	60.6 7	55.5 8	58.0 0	4.45	-5.55	0%	Q 19.92	Q	-
10/04/201 1 12:44	332.9 3	0.00	35.81	0.00	60.4 3	52.1 2	58.0 7	8.36	-1.64	0%	Q 19.92	Q	-
10/04/201 1 12:59	328.8 3	0.00	32.77	0.00	59.2 2	52.0 7	59.0 6	8.30	-1.70	0%	Q 19.92	Q	-
10/04/201 1 13:14	325.8 8	0.00	28.96	0.00	53.8 1	49.9 6	59.5 0	9.33	-0.67	0%	Q 19.92	Q	-
10/04/201 1 13:29	318.5 3	0.00	28.96	0.00	56.9 8	52.5 2	59.8 3	6.95	-3.05	0%	Q 19.92	Q	-
10/04/201 1 13:44	319.4 4	0.00	27.43	0.00	59.3 8	53.1 3	56.5 3	5.71	-4.29	0%	Q 19.92	Q	-
10/04/201 1 13:59	318.9 7	0.00	27.43	0.00	57.1 3	51.0 8	58.8 6	8.28	-1.72	0%	Q 19.92	Q	-

10/04/201 1 14:14	319.5 7	0.00	27.05	0.00	57.8 1	49.7 6	59.1 0	10.43	0.43	5%	Q 19.92	Q 3.18
10/04/201 1 14:29	316.0 7	0.00	21.34	0.00	58.6 1	51.2 7	56.4 1	7.50	-2.50	0%	Q 19.92	Q -
10/04/201 1 14:44	317.9 2	0.00	20.19	0.00	55.7 8	51.6 2	56.8 8	5.73	-4.27	0%	Q 19.92	Q -
10/04/201 1 14:59	319.1 5	0.00	20.96	0.00	54.1 8	50.9 5	55.5 4	4.87	-5.13	0%	Q 19.92	Q -
10/04/201 1 15:14	312.1 8	0.00	19.81	0.00	55.1 7	51.0 0	53.3 5	4.09	-5.91	0%	Q 19.92	Q -
10/04/201 1 15:29	313.3 8	0.00	17.91	0.00	54.0 6	50.0 0	57.7 6	7.30	-2.70	0%	Q 19.92	Q -
10/04/201 1 15:44	307.4 9	0.00	14.86	0.00	54.9 6	49.0 6	52.5 2	5.98	-4.02	0%	Q 19.92	Q -
10/04/201 1 15:59	299.1 8	0.00	14.86	0.00	53.3 4	47.4 8	51.5 6	6.52	-3.48	0%	Q 19.92	Q -
10/04/201 1 16:14	288.6 2	0.00	16.38	0.00	50.6 5	46.6 8	52.5 4	6.56	-3.44	0%	Q 19.92	Q -
10/04/201 1 16:29	293.6 1	0.00	16.38	0.00	48.7 7	45.7 3	51.2 3	5.86	-4.14	0%	Q 19.92	Q -
10/04/201 1 16:44	286.4 5	0.00	12.57	0.00	50.1 4	47.4 6	53.1 3	5.75	-4.25	0%	Q 19.92	Q -
10/04/201 1 16:59	290.3 8	0.00	8.76	0.00	49.2 8	45.3 8	53.0 1	7.81	-2.19	0%	Q 19.92	Q -
10/04/201 1 17:14	286.8 8	0.00	9.91	0.00	49.7 6	46.1 2	51.4 0	6.06	-3.94	0%	Q 19.92	Q -
10/04/201 1 17:29	286.6 2	0.00	9.14	0.00	49.4 3	43.9 7	52.5 4	9.61	-0.39	0%	Q 19.92	Q -
10/04/201 1 17:44	291.9 8	0.00	18.29	0.00	51.7 5	45.9 6	51.0 0	7.28	-2.72	0%	Q 19.92	Q -
10/04/201 1 17:59	302.7 8	0.00	52.58	0.00	54.1 7	49.8 2	58.2 4	7.87	-2.13	0%	Q 19.92	Q -
10/04/201 1 18:14	346.2 8	0.00	53.72	0.00	68.6 6	70.7 6	74.3 7	4.36	-5.64	0%	Q 19.92	Q -
10/04/201 1 18:29	431.9 6	0.00	53.72	0.00	74.4 0	80.8 6	82.6 8	6.19	-3.81	0%	Q 19.92	Q -
10/04/201 1 18:44	464.8 8	0.00	50.29	0.00	78.3 9	83.3 7	83.7 2	4.20	-5.80	0%	Q 19.92	Q -
10/04/201 1 18:59	474.3 5	0.00	50.67	0.00	79.2 1	84.6 2	83.5 9	3.96	-6.04	0%	Q 19.92	Q -
10/04/201 1 19:14	474.2 8	0.00	49.53	0.00	76.7 4	84.0 4	84.2 1	6.03	-3.97	0%	Q 19.92	Q -
10/04/201 1 19:29	470.1 9	0.00	45.34	0.00	75.7 1	81.0 6	83.2 2	5.36	-4.64	0%	Q 19.92	Q -
10/04/201 1 19:44	464.5 2	0.00	44.58	0.00	77.1 8	80.0 3	85.6 0	5.76	-4.24	0%	Q 19.92	Q -
10/04/201 1 19:59	458.2 3	0.00	43.82	0.00	73.9 3	79.7 7	81.0 5	5.52	-4.48	0%	Q 19.92	Q -
10/04/201 1 20:14	449.4 7	0.00	43.43	0.00	71.7 1	77.0 1	79.6 9	5.81	-4.19	0%	Q 19.92	Q -
10/04/201 1 20:29	438.7 1	0.00	44.96	0.00	69.3 6	76.3 5	78.0 9	7.02	-2.98	0%	Q 19.92	Q -
10/04/201 1 20:44	424.7 1	0.00	44.20	0.00	67.9 1	74.7 1	74.0 2	5.96	-4.04	0%	Q 19.92	Q -
10/04/201 1 20:59	414.4 4	0.00	46.10	0.00	67.9 2	72.1 6	73.8 3	4.74	-5.26	0%	Q 19.92	Q -
10/04/201 1 21:14	402.6 1	0.00	43.82	0.00	63.6 7	68.8 6	72.5 2	6.85	-3.15	0%	Q 19.92	Q -
10/04/201 1 21:29	388.7 9	0.00	46.86	0.00	62.1 4	65.0 3	68.9 8	5.50	-4.50	0%	Q 19.92	Q -
10/04/201 1 21:44	372.5 6	0.00	41.53	0.00	61.8 6	61.7 1	64.8 9	3.30	-6.70	0%	Q 19.92	Q -
10/04/201 1 21:59	351.7 6	0.00	43.82	0.00	55.6 1	59.4 0	60.7 9	5.10	-4.90	0%	Q 19.92	Q -

10/04/201 1 22:14	329.4 6	0.00	42.67	0.00	53.5 0	56.7 9	58.7 6	5.06	-4.94	0%	Q 19.92	Q	-
10/04/201 1 22:29	314.0 4	0.00	36.96	0.00	51.0 3	53.8 5	57.7 3	6.51	-3.49	0%	Q 19.92	Q	-
10/04/201 1 22:44	302.7 9	0.00	35.81	0.00	49.0 9	50.4 9	54.5 1	6.13	-3.87	0%	Q 19.92	Q	-
10/04/201 1 22:59	290.8 4	0.00	36.58	0.00	46.8 2	49.6 0	53.3 2	6.83	-3.17	0%	Q 19.92	Q	-
10/04/201 1 23:14	277.4 5	0.00	37.34	0.00	45.2 2	45.0 1	50.4 2	7.54	-2.46	0%	Q 19.92	Q	-
10/04/201 1 23:29	265.4 7	0.00	36.58	0.00	44.3 1	43.5 8	48.1 0	6.11	-3.89	0%	Q 19.92	Q	-
10/04/201 1 23:44	253.3 1	0.00	36.58	0.00	41.4 4	41.7 4	48.6 3	10.68	0.68	5%	Q 19.92	Q	2.52
10/04/201 1 23:59	245.5 5	0.00	36.20	0.00	39.5 5	40.9 2	46.4 2	9.75	-0.25	0%	Q 19.92	Q	-
11/04/201 1 00:14	237.7 1	0.00	38.48	0.00	38.1 7	39.7 1	44.1 3	8.51	-1.49	0%	Q 19.92	Q	-
11/04/201 1 00:29	228.6 9	0.00	38.86	0.00	38.0 9	39.0 2	43.3 2	7.91	-2.09	0%	Q 19.92	Q	-
11/04/201 1 00:44	222.6 9	0.00	36.58	0.00	35.1 0	38.7 2	41.3 0	8.53	-1.47	0%	Q 19.92	Q	-
11/04/201 1 00:59	218.4 3	0.00	35.43	0.00	35.2 4	37.5 2	42.2 9	10.27	0.27	5%	Q 19.92	Q	2.18
11/04/201 1 01:14	216.6 6	0.00	33.53	0.00	35.3 4	36.7 8	40.6 3	8.11	-1.89	0%	Q 19.92	Q	-
11/04/201 1 01:29	212.5 4	0.00	33.91	0.00	33.6 6	36.3 7	40.4 8	9.89	-0.11	0%	Q 19.92	Q	-
11/04/201 1 01:44	209.8 4	0.00	35.05	0.00	32.7 1	36.6 5	41.4 8	12.27	2.27	20%	Q 19.92	Q	8.36
11/04/201 1 01:59	209.2 2	0.00	34.29	0.00	32.8 2	36.7 0	40.7 4	10.85	0.85	5%	Q 19.92	Q	2.08
11/04/201 1 02:14	207.6 0	0.00	35.43	0.00	32.4 0	35.8 5	41.4 9	13.42	3.42	50%	Q 19.92	Q	20.68
11/04/201 1 02:29	205.8 3	0.00	35.81	0.00	33.0 6	35.6 5	38.9 2	8.48	-1.52	0%	Q 19.92	Q	-
11/04/201 1 02:44	204.4 1	0.00	36.58	0.00	33.0 8	36.7 1	37.8 9	7.84	-2.16	0%	Q 19.92	Q	-
11/04/201 1 02:59	203.5 8	0.00	35.43	0.00	32.0 1	35.5 7	39.3 5	10.40	0.40	5%	Q 19.92	Q	2.03
11/04/201 1 03:14	204.8 2	0.00	34.67	0.00	32.3 1	36.1 8	39.7 8	10.47	0.47	5%	Q 19.92	Q	2.04
11/04/201 1 03:29	205.2 2	0.00	40.39	0.00	32.0 7	35.0 4	38.5 7	9.49	-0.51	0%	Q 19.92	Q	-
11/04/201 1 03:44	202.1 8	0.00	36.96	0.00	31.4 2	34.8 8	37.8 7	9.51	-0.49	0%	Q 19.92	Q	-
11/04/201 1 03:59	200.3 2	0.00	36.20	0.00	33.0 2	35.4 9	37.3 3	6.41	-3.59	0%	Q 19.92	Q	-
11/04/201 1 04:14	200.4 2	0.00	37.34	0.00	30.9 2	35.5 0	37.6 2	10.84	0.84	5%	Q 19.92	Q	2.00
11/04/201 1 04:29	202.2 7	0.00	35.43	0.00	32.3 7	35.9 0	36.8 3	7.60	-2.40	0%	Q 19.92	Q	-
11/04/201 1 04:44	205.4 2	0.00	36.20	0.00	31.7 2	36.9 9	40.2 2	12.64	2.64	20%	Q 19.92	Q	8.18
11/04/201 1 04:59	209 3	0.00	34.67	0.00	33.0 3	36.1 3	40.9 8	11.62	1.62	20%	Q 19.92	Q	8.33
11/04/201 1 05:14	212.4 2	0.00	32.39	0.00	33.9 2	37.0 7	39.7 4	8.10	-1.90	0%	Q 19.92	Q	-
11/04/201 1 05:29	206.2 8	0.00	33.91	0.00	28.5 5	30.9 9	35.3 8	11.82	1.82	20%	Q 19.92	Q	8.22
11/04/201 1 05:44	181.5 7	0.00	36.58	0.00	27.7 2	31.8 4	30.8 3	8.00	-2.00	0%	Q 19.92	Q	-
11/04/201 1 05:59	180.9 7	0.00	36.58	0.00	28.2 4	32.6 8	31.1 3	7.96	-2.04	0%	Q 19.92	Q	-

11/04/201 1 06:14	187.3 3	0.00	15.62	2.67	30.8 8	29.8 6	33.9 3	7.52	-2.48	0%	Q 19.92	Q	-
11/04/201 1 06:29	187.5 8	0.00	0.00	17.15	31.3 4	31.1 2	32.5 6	2.80	-7.20	0%	Q 19.92	Q	-
11/04/201 1 06:44	193.9 8	0.00	0.00	21.72	33.7 5	33.2 4	32.2 5	2.51	-7.49	0%	Q 19.92	Q	-
11/04/201 1 06:59	203.9 4	0.00	0.00	16.00	31.4 4	36.2 0	36.1 6	9.13	-0.87	0%	Q 19.92	Q	-
11/04/201 1 07:14	217.1 9	0.00	0.38	10.29	34.8 3	39.3 6	40.5 1	8.90	-1.10	0%	Q 19.92	Q	-
11/04/201 1 07:29	227.1 3	0.00	1.91	4.57	37.1 1	41.0 0	43.8 2	8.69	-1.31	0%	Q 19.92	Q	-
11/04/201 1 07:44	239.1 2	0.00	3.05	3.81	41.0 0	40.2 0	43.3 2	4.37	-5.63	0%	Q 19.92	Q	-
11/04/201 1 07:59	249.8 1	0.00	4.95	2.29	41.5 5	41.4 8	45.7 3	6.55	-3.45	0%	Q 19.92	Q	-
11/04/201 1 08:14	261.7 2	0.00	9.53	1.91	43.0 0	43.4 0	47.6 2	6.60	-3.40	0%	Q 19.92	Q	-
11/04/201 1 08:29	267.8 4	0.00	11.05	1.52	47.8 4	46.0 3	47.1 8	2.10	-7.90	0%	Q 19.92	Q	-
11/04/201 1 08:44	275.0 7	0.00	16.38	0.38	46.7 6	45.6 5	51.0 0	6.69	-3.31	0%	Q 19.92	Q	-
11/04/201 1 08:59	276.8 6	0.00	16.76	0.00	45.4 5	47.8 1	50.9 2	5.95	-4.05	0%	Q 19.92	Q	-
11/04/201 1 09:14	278.9 2	0.00	24.00	0.00	48.7 1	44.6 1	54.8 4	11.04	1.04	20%	Q 19.92	Q	11.11
11/04/201 1 09:29	285.0 2	0.00	29.72	0.00	47.7 5	45.8 0	54.2 8	10.15	0.15	5%	Q 19.92	Q	2.84
11/04/201 1 09:44	289.5 5	0.00	32.39	0.00	49.8 0	48.9 5	55.5 1	7.95	-2.05	0%	Q 19.92	Q	-
11/04/201 1 09:59	292.0 6	0.00	33.91	0.00	49.3 1	48.6 3	53.6 0	6.11	-3.89	0%	Q 19.92	Q	-
11/04/201 1 10:14	286.4 2	0.00	37.72	0.00	49.5 9	49.1 9	53.5 3	5.44	-4.56	0%	Q 19.92	Q	-
11/04/201 1 10:29	286.2 4	0.00	38.86	0.00	47.8 3	45.9 9	53.0 6	8.37	-1.63	0%	Q 19.92	Q	-
11/04/201 1 10:44	284.5 4	0.00	38.86	0.00	53.5 5	47.0 7	54.4 5	8.94	-1.06	0%	Q 19.92	Q	-
11/04/201 1 10:59	284.5 1	0.00	38.86	0.00	49.3 4	46.2 9	53.0 5	7.04	-2.96	0%	Q 19.92	Q	-
11/04/201 1 11:14	286.8 1	0.00	38.48	0.00	49.1 8	48.2 7	51.7 4	4.04	-5.96	0%	Q 19.92	Q	-
11/04/201 1 11:29	292.6 2	0.00	38.86	0.00	51.8 8	48.3 5	54.3 1	6.14	-3.86	0%	Q 19.92	Q	-
11/04/201 1 11:44	295.0 6	0.00	43.43	0.00	52.6 0	46.3 9	53.1 8	8.54	-1.46	0%	Q 19.92	Q	-
11/04/201 1 11:59	297.8 3	0.00	41.91	0.00	52.9 3	47.1 3	52.2 7	7.18	-2.82	0%	Q 19.92	Q	-
11/04/201 1 12:14	296.8 4	0.00	46.48	0.00	52.3 5	46.2 4	56.2 1	10.39	0.39	5%	Q 19.92	Q	2.96
11/04/201 1 12:29	294.5 4	0.00	44.58	0.00	52.0 5	45.9 8	53.4 1	8.91	-1.09	0%	Q 19.92	Q	-
11/04/201 1 12:44	290.3 6	0.00	45.72	0.00	52.3 4	46.9 4	53.4 2	7.78	-2.22	0%	Q 19.92	Q	-
11/04/201 1 12:59	291.4 6	0.00	44.58	0.00	51.1 2	46.7 5	50.5 0	5.47	-4.53	0%	Q 19.92	Q	-
11/04/201 1 13:14	286.1 6	0.00	39.62	0.00	52.3 5	44.7 2	51.1 4	9.48	-0.52	0%	Q 19.92	Q	-
11/04/201 1 13:29	282.8 5	0.00	40.01	0.00	50.7 7	44.3 6	47.9 1	6.96	-3.04	0%	Q 19.92	Q	-
11/04/201 1 13:44	278.8 2	0.00	32.77	0.00	52.4 7	42.3 0	52.2 2	13.67	3.67	50%	Q 19.92	Q	27.77
11/04/201 1 13:59	277.3 5	0.00	28.58	0.00	50.7 5	44.0 4	49.3 8	8.36	-1.64	0%	Q 19.92	Q	-

11/04/201 1 14:14	277.4 9	0.00	26.67	0.00	51.2 4	45.8 7	49.7 9	6.32	-3.68	0%	Q 19.92	Q	-
11/04/201 1 14:29	279.7 1	0.00	25.15	0.00	51.8 9	45.2 9	50.9 1	8.25	-1.75	0%	Q 19.92	Q	-
11/04/201 1 14:44	283.0 1	0.00	23.24	0.00	50.4 5	42.2 4	51.8 9	12.35	2.35	20%	Q 19.92	Q	11.28
11/04/201 1 14:59	279.3 5	0.00	20.96	0.00	50.9 1	45.4 2	50.8 8	7.44	-2.56	0%	Q 19.92	Q	-
11/04/201 1 15:14	282.6 4	0.00	25.15	0.00	48.8 1	44.7 5	52.9 5	8.42	-1.58	0%	Q 19.92	Q	-
11/04/201 1 15:29	281.8 9	0.00	18.67	0.00	48.7 4	43.6 0	53.3 3	10.21	0.21	5%	Q 19.92	Q	2.81
11/04/201 1 15:44	277.2 2	0.00	13.72	0.00	48.5 9	42.9 4	49.5 7	8.70	-1.30	0%	Q 19.92	Q	-
11/04/201 1 15:59	275.5 8	0.00	10.29	0.00	49.7 2	43.0 1	50.3 6	9.83	-0.17	0%	Q 19.92	Q	-
11/04/201 1 16:14	274.8 6	0.00	14.10	0.00	47.5 3	43.6 4	50.0 7	7.31	-2.69	0%	Q 19.92	Q	-
11/04/201 1 16:29	272.1 2	0.00	14.48	0.00	47.2 2	44.0 8	52.8 9	10.04	0.04	5%	Q 19.92	Q	2.71
11/04/201 1 16:44	275.7 8	0.00	15.24	0.00	49.5 8	44.3 3	48.7 7	6.79	-3.21	0%	Q 19.92	Q	-
11/04/201 1 16:59	273.5 8	0.00	13.34	0.00	45.4 5	43.5 9	51.0 0	9.25	-0.75	0%	Q 19.92	Q	-
11/04/201 1 17:14	277.6 8	0.00	14.86	0.00	46.9 9	42.0 5	49.0 3	8.63	-1.37	0%	Q 19.92	Q	-
11/04/201 1 17:29	272.8 3	0.00	10.67	0.00	48.0 3	43.1 2	49.1 2	7.78	-2.22	0%	Q 19.92	Q	-
11/04/201 1 17:44	276.3 5	0.00	12.19	0.00	48.1 4	44.0 0	48.7 9	6.34	-3.66	0%	Q 19.92	Q	-
11/04/201 1 17:59	288.4 3	0.00	50.67	0.00	52.7 0	50.8 6	54.3 5	3.38	-6.62	0%	Q 19.92	Q	-
11/04/201 1 18:14	330.7 8	0.00	58.67	0.00	66.9 4	66.3 5	70.1 0	3.40	-6.60	0%	Q 19.92	Q	-
11/04/201 1 18:29	411.6 5	0.00	57.53	0.00	72.8 9	76.9 3	76.7 8	3.50	-6.50	0%	Q 19.92	Q	-
11/04/201 1 18:44	442.7 7	0.00	52.96	0.00	74.5 9	77.8 6	80.7 1	4.03	-5.97	0%	Q 19.92	Q	-
11/04/201 1 18:59	448.3 8	0.00	51.44	0.00	75.6 9	80.8 9	80.1 9	4.10	-5.90	0%	Q 19.92	Q	-
11/04/201 1 19:14	453.4 6	0.00	51.44	0.00	75.1 4	79.0 0	81.8 5	4.48	-5.52	0%	Q 19.92	Q	-
11/04/201 1 19:29	454.6 6	0.00	49.53	0.00	75.5 4	79.9 6	80.8 3	4.11	-5.89	0%	Q 19.92	Q	-
11/04/201 1 19:44	448.6 4	0.00	49.91	0.00	74.7 0	78.4 6	79.9 8	3.88	-6.12	0%	Q 19.92	Q	-
11/04/201 1 19:59	441 7	0.00	50.67	0.00	73.9 7	76.9 5	78.0 1	3.07	-6.93	0%	Q 19.92	Q	-
11/04/201 1 20:14	432.4 2	0.00	47.63	0.00	72.3 6	74.2 1	76.7 1	3.07	-6.93	0%	Q 19.92	Q	-
11/04/201 1 20:29	422.5 7	0.00	50.29	0.00	69.5 9	72.3 6	75.4 3	4.10	-5.90	0%	Q 19.92	Q	-
11/04/201 1 20:44	418.3 2	0.00	49.91	0.00	70.4 3	71.2 5	71.3 5	0.82	-9.18	0%	Q 19.92	Q	-
11/04/201 1 20:59	404.8 4	0.00	51.05	0.00	67.6 7	69.2 2	71.3 1	2.75	-7.25	0%	Q 19.92	Q	-
11/04/201 1 21:14	391 9	0.00	41.91	0.00	63.6 9	66.1 1	67.2 8	3.05	-6.95	0%	Q 19.92	Q	-
11/04/201 1 21:29	372.4 8	0.00	41.91	0.00	63.0 5	64.1 3	61.8 7	1.82	-8.18	0%	Q 19.92	Q	-
11/04/201 1 21:44	357.8 8	0.00	40.39	0.00	59.2 2	59.6 4	60.1 7	0.83	-9.17	0%	Q 19.92	Q	-
11/04/201 1 21:59	332.4 3	0.00	39.24	0.00	54.8 4	55.8 0	57.5 7	2.68	-7.32	0%	Q 19.92	Q	-

11/04/201 1 22:14	314.1 3	0.00	38.86	0.00	52.8 1	51.6 6	54.7 0	3.10	-6.90	0%	Q 19.92	Q	-
11/04/201 1 22:29	294.4	0.00	35.81	0.00	49.0 8	48.7 1	50.0 1	1.51	-8.49	0%	Q 19.92	Q	-
11/04/201 1 22:44	277.4 4	0.00	33.91	0.00	45.4 9	46.5 2	49.0 8	4.36	-5.64	0%	Q 19.92	Q	-
11/04/201 1 22:59	265.0 3	0.00	37.34	0.00	43.2 5	43.1 6	46.8 0	5.40	-4.60	0%	Q 19.92	Q	-
11/04/201 1 23:14	250.0 3	0.00	37.34	0.00	40.5 6	41.4 1	45.2 5	6.70	-3.30	0%	Q 19.92	Q	-
11/04/201 1 23:29	242.2 4	0.00	39.24	0.00	39.6 9	40.6 0	44.3 1	6.69	-3.31	0%	Q 19.92	Q	-
11/04/201 1 23:44	232.5 5	0.00	39.62	0.00	37.8 4	38.9 6	40.7 2	3.95	-6.05	0%	Q 19.92	Q	-
11/04/201 1 23:59	223.3 6	0.00	39.62	0.00	36.1 8	38.2 8	41.9 4	8.09	-1.91	0%	Q 19.92	Q	-
12/04/201 1 00:14	223.9 8	0.00	39.24	0.00	35.8 8	38.3 7	42.4 0	9.04	-0.96	0%	Q 19.92	Q	-
12/04/201 1 00:29	218.6 5	0.00	37.72	0.00	35.6 0	37.5 0	40.0 8	6.24	-3.76	0%	Q 19.92	Q	-
12/04/201 1 00:44	209.8 6	0.00	35.81	0.00	35.0 7	36.5 5	37.0 8	3.21	-6.79	0%	Q 19.92	Q	-
12/04/201 1 00:59	208.8 6	0.00	33.53	0.00	33.8 7	37.3 8	39.1 4	7.95	-2.05	0%	Q 19.92	Q	-
12/04/201 1 01:14	207.3 4	0.00	31.62	0.00	33.0 4	36.1 1	37.6 4	7.18	-2.82	0%	Q 19.92	Q	-
12/04/201 1 01:29	204.4 3	0.00	32.00	0.00	33.6 8	36.4 0	37.4 4	6.03	-3.97	0%	Q 19.92	Q	-
12/04/201 1 01:44	203.2 2	0.00	33.15	0.00	34.4 5	35.7 6	37.6 9	4.79	-5.21	0%	Q 19.92	Q	-
12/04/201 1 01:59	204.1 4	0.00	31.62	0.00	32.6 2	35.6 6	38.8 8	8.85	-1.15	0%	Q 19.92	Q	-
12/04/201 1 02:14	201.9 7	0.00	30.10	0.00	33.2 1	35.6 6	37.4 9	6.33	-3.67	0%	Q 19.92	Q	-
12/04/201 1 02:29	203.4 2	0.00	31.24	0.00	32.7 2	35.6 4	37.9 8	7.69	-2.31	0%	Q 19.92	Q	-
12/04/201 1 02:44	199.6 6	0.00	30.86	0.00	31.7 6	34.8 6	36.7 3	7.81	-2.19	0%	Q 19.92	Q	-
12/04/201 1 02:59	200.1 2	0.00	31.62	0.00	31.4 9	35.9 6	37.6 5	10.11	0.11	5%	Q 19.92	Q	1.99
12/04/201 1 03:14	203.6 5	0.00	31.62	0.00	32.0 4	36.5 3	37.1 6	9.09	-0.91	0%	Q 19.92	Q	-
12/04/201 1 03:29	205.7 7	0.00	33.53	0.00	33.0 0	35.4 6	39.4 7	9.71	-0.29	0%	Q 19.92	Q	-
12/04/201 1 03:44	208.2 7	0.00	33.91	0.00	32.8 7	36.3 4	40.9 4	11.50	1.50	20%	Q 19.92	Q	8.30
12/04/201 1 03:59	206.2 8	0.00	34.29	0.00	32.3 1	36.9 9	39.4 0	10.83	0.83	5%	Q 19.92	Q	2.05
12/04/201 1 04:14	209.5 8	0.00	35.81	0.00	33.3 5	36.8 6	40.4 9	9.73	-0.27	0%	Q 19.92	Q	-
12/04/201 1 04:29	214.3 2	0.00	34.29	0.00	32.5 4	39.8 1	39.8 5	12.99	2.99	20%	Q 19.92	Q	8.54
12/04/201 1 04:44	222.9	0.00	30.86	0.00	35.4 0	41.5 5	41.6 1	10.43	0.43	5%	Q 19.92	Q	2.22
12/04/201 1 04:59	231.1 2	0.00	33.53	0.00	34.2 8	41.3 1	45.1 7	14.84	4.84	50%	Q 19.92	Q	23.02
12/04/201 1 05:14	239.6 9	0.00	33.53	0.00	37.4 5	43.0 0	46.4 5	11.47	1.47	20%	Q 19.92	Q	9.55
12/04/201 1 05:29	246.8 2	0.00	35.43	0.00	37.6 3	42.5 6	43.3 1	8.59	-1.41	0%	Q 19.92	Q	-
12/04/201 1 05:44	236.1 5	0.00	38.10	0.00	36.5 4	39.9 1	42.8 2	8.09	-1.91	0%	Q 19.92	Q	-
12/04/201 1 05:59	244.4 3	0.00	33.53	0.00	36.8 5	43.1 4	42.8 2	9.98	-0.02	0%	Q 19.92	Q	-

12/04/201 1 06:14	246.3 6	0.00	13.34	2.29	38.5 8	41.0 2	40.8 8	3.93	-6.07	0%	Q 19.92	Q	-
12/04/201 1 06:29	243.9 4	0.00	0.38	12.95	38.8 9	41.4 6	44.1 6	6.40	-3.60	0%	Q 19.92	Q	-
12/04/201 1 06:44	236.4 8	0.00	0.00	14.48	36.4 2	37.4 3	43.1 5	10.64	0.64	5%	Q 19.92	Q	2.36
12/04/201 1 06:59	233.2 3	0.00	0.38	12.57	37.9 7	38.7 4	44.2 6	9.76	-0.24	0%	Q 19.92	Q	-
12/04/201 1 07:14	235.9 1	0.00	0.00	12.95	39.2 1	38.9 4	43.0 7	6.59	-3.41	0%	Q 19.92	Q	-
12/04/201 1 07:29	235.0 1	0.00	2.29	6.86	35.6 8	39.6 5	43.1 2	9.63	-0.37	0%	Q 19.92	Q	-
12/04/201 1 07:44	239.9 1	0.00	3.43	6.10	39.4 5	39.7 1	45.5 5	9.57	-0.43	0%	Q 19.92	Q	-
12/04/201 1 07:59	250.0 7	0.00	3.43	5.72	43.3 9	41.8 4	45.6 6	4.65	-5.35	0%	Q 19.92	Q	-
12/04/201 1 08:14	261.4 1	0.00	1.91	5.33	44.6 8	43.7 5	46.6 7	3.63	-6.37	0%	Q 19.92	Q	-
12/04/201 1 08:29	270.3 1	0.00	8.00	2.29	47.7 7	45.3 3	50.6 8	5.74	-4.26	0%	Q 19.92	Q	-
12/04/201 1 08:44	274.8 6	0.00	7.24	1.91	48.4 6	46.6 7	47.9 4	2.14	-7.86	0%	Q 19.92	Q	-
12/04/201 1 08:59	283.9 6	0.00	9.14	0.38	50.9 8	49.4 7	52.2 9	2.83	-7.17	0%	Q 19.92	Q	-
12/04/201 1 09:14	300.9 2	0.00	13.34	0.00	52.3 0	50.2 3	55.7 7	5.69	-4.31	0%	Q 19.92	Q	-
12/04/201 1 09:29	304.3 9	0.00	17.91	0.00	56.5 7	51.2 2	56.2 3	6.32	-3.68	0%	Q 19.92	Q	-
12/04/201 1 09:44	311.8 1	0.00	21.34	0.00	55.2 0	52.0 2	54.3 8	3.43	-6.57	0%	Q 19.92	Q	-
12/04/201 1 09:59	316.0 1	0.00	20.57	0.00	56.5 8	54.0 0	59.7 9	5.28	-4.72	0%	Q 19.92	Q	-
12/04/201 1 10:14	322.8 5	0.00	19.05	0.00	56.5 3	50.2 9	59.6 9	9.39	-0.61	0%	Q 19.92	Q	-
12/04/201 1 10:29	316.1 9	0.00	22.10	0.00	53.6 4	51.2 2	57.1 6	5.84	-4.16	0%	Q 19.92	Q	-
12/04/201 1 10:44	323.8 9	0.00	29.72	0.00	59.5 4	52.9 5	60.4 3	8.14	-1.86	0%	Q 19.92	Q	-
12/04/201 1 10:59	330.3 5	0.00	31.62	0.00	60.4 5	57.3 3	58.7 1	2.75	-7.25	0%	Q 19.92	Q	-
12/04/201 1 11:14	337.4 1	0.00	28.58	0.00	61.4 9	53.8 7	61.2 4	8.49	-1.51	0%	Q 19.92	Q	-
12/04/201 1 11:29	333.3 9	0.00	29.72	0.00	62.0 0	55.7 2	60.6 8	6.30	-3.70	0%	Q 19.92	Q	-
12/04/201 1 11:44	333.1 2	0.00	29.34	0.00	59.2 7	55.8 3	60.2 8	4.50	-5.50	0%	Q 19.92	Q	-
12/04/201 1 11:59	336.6 9	0.00	33.53	0.00	63.1 8	55.7 5	60.5 1	6.79	-3.21	0%	Q 19.92	Q	-
12/04/201 1 12:14	335.6 4	0.00	37.72	0.00	61.6 7	55.2 6	58.9 7	5.75	-4.25	0%	Q 19.92	Q	-
12/04/201 1 12:29	334.5 1	0.00	38.48	0.00	64.2 3	55.3 5	59.0 5	7.87	-2.13	0%	Q 19.92	Q	-
12/04/201 1 12:44	336.4 6	0.00	41.15	0.00	61.4 7	55.4 7	57.8 7	5.49	-4.51	0%	Q 19.92	Q	-
12/04/201 1 12:59	332.3 5	0.00	42.67	0.00	60.7 9	55.6 7	59.4 4	5.05	-4.95	0%	Q 19.92	Q	-
12/04/201 1 13:14	334.5 6	0.00	38.48	0.00	60.4 6	55.5 1	61.8 2	6.33	-3.67	0%	Q 19.92	Q	-
12/04/201 1 13:29	333.4 9	0.00	37.72	0.00	62.0 8	53.6 1	61.5 0	9.23	-0.77	0%	Q 19.92	Q	-
12/04/201 1 13:44	336.3 6	0.00	33.15	0.00	62.1 6	54.5 6	59.2 9	7.01	-2.99	0%	Q 19.92	Q	-
12/04/201 1 13:59	325.0 9	0.00	30.86	0.00	59.4 0	52.1 3	58.7 3	8.15	-1.85	0%	Q 19.92	Q	-

12/04/201 1 14:14	324.7 1	0.00	29.34	0.00	59.0 2	53.1 3	60.7 9	7.84	-2.16	0%	Q 19.92	Q	-
12/04/201 1 14:29	329.7 4	0.00	26.67	0.00	60.5 9	52.3 6	59.0 1	8.65	-1.35	0%	Q 19.92	Q	-
12/04/201 1 14:44	327.1 3	0.00	23.62	0.00	60.6 4	55.2 8	55.9 3	5.86	-4.14	0%	Q 19.92	Q	-
12/04/201 1 14:59	326.9 9	0.00	23.24	0.00	61.5 3	53.8 8	55.7 2	7.87	-2.13	0%	Q 19.92	Q	-
12/04/201 1 15:14	327.0 7	0.00	20.57	0.00	61.7 1	54.9 8	56.1 3	7.12	-2.88	0%	Q 19.92	Q	-
12/04/201 1 15:29	325.3 8	0.00	16.76	0.00	60.9 2	52.2 3	55.0 3	8.67	-1.33	0%	Q 19.92	Q	-
12/04/201 1 15:44	321.5 9	0.00	14.48	0.00	60.6 6	50.6 6	53.5 6	10.37	0.37	5%	Q 19.92	Q	3.20
12/04/201 1 15:59	315.4 7	0.00	12.57	0.38	58.5 4	51.0 5	52.8 1	8.14	-1.86	0%	Q 19.92	Q	-
12/04/201 1 16:14	315.2 2	0.00	16.76	0.00	57.8 9	52.7 3	53.8 8	5.57	-4.43	0%	Q 19.92	Q	-
12/04/201 1 16:29	314.3 8	0.00	10.29	0.00	58.1 3	51.6 2	54.2 0	6.37	-3.63	0%	Q 19.92	Q	-
12/04/201 1 16:44	317.7 9	0.00	12.57	0.00	56.8 5	50.0 0	55.6 8	7.71	-2.29	0%	Q 19.92	Q	-
12/04/201 1 16:59	310.2 9	0.00	12.19	0.38	56.5 9	48.5 7	54.4 0	8.68	-1.32	0%	Q 19.92	Q	-
12/04/201 1 17:14	306.1 5	0.00	14.86	0.00	53.3 1	50.3 9	53.9 6	4.12	-5.88	0%	Q 19.92	Q	-
12/04/201 1 17:29	309.8 8	0.00	14.86	0.00	58.6 8	49.0 7	55.3 7	9.75	-0.25	0%	Q 19.92	Q	-
12/04/201 1 17:44	329.6 5	0.00	30.48	0.00	57.5 0	55.2 6	56.7 3	2.19	-7.81	0%	Q 19.92	Q	-
12/04/201 1 17:59	346.2 1	0.00	57.91	0.00	62.8 7	62.3 0	66.0 1	3.58	-6.42	0%	Q 19.92	Q	-
12/04/201 1 18:14	399.1 3	0.00	53.72	0.00	74.2 5	76.6 4	79.8 5	3.82	-6.18	0%	Q 19.92	Q	-
12/04/201 1 18:29	453.9 7	0.00	54.10	0.00	81.2 6	81.6 8	85.9 0	3.56	-6.44	0%	Q 19.92	Q	-
12/04/201 1 18:44	479.7 8	0.00	54.10	0.00	81.8 5	86.4 0	86.1 4	3.47	-6.53	0%	Q 19.92	Q	-
12/04/201 1 18:59	479.7 4	0.00	54.48	0.00	81.5 5	85.9 1	84.7 8	3.01	-6.99	0%	Q 19.92	Q	-
12/04/201 1 19:14	478.7 2	0.00	51.44	0.00	80.8 3	85.7 1	86.1 0	4.02	-5.98	0%	Q 19.92	Q	-
12/04/201 1 19:29	479.5 3	0.00	53.34	0.00	81.5 7	84.8 6	86.1 9	3.13	-6.87	0%	Q 19.92	Q	-
12/04/201 1 19:44	474.4 6	0.00	52.58	0.00	79.7 9	84.0 2	85.5 3	4.00	-6.00	0%	Q 19.92	Q	-
12/04/201 1 19:59	467.6 5	0.00	53.34	0.00	76.7 7	81.8 9	82.8 7	4.65	-5.35	0%	Q 19.92	Q	-
12/04/201 1 20:14	453.1 1	0.00	51.82	0.00	75.5 3	79.4 6	78.9 0	3.12	-6.88	0%	Q 19.92	Q	-
12/04/201 1 20:29	444.4 7	0.00	49.15	0.00	72.4 5	79.1 1	77.7 4	5.21	-4.79	0%	Q 19.92	Q	-
12/04/201 1 20:44	435.9 2	0.00	48.39	0.00	72.8 9	74.9 3	74.7 7	1.76	-8.24	0%	Q 19.92	Q	-
12/04/201 1 20:59	417.6 9	0.00	47.63	0.00	71.0 6	74.1 0	70.1 7	3.24	-6.76	0%	Q 19.92	Q	-
12/04/201 1 21:14	400.7 5	0.00	44.96	0.00	67.7 5	69.5 5	65.6 8	2.93	-7.07	0%	Q 19.92	Q	-
12/04/201 1 21:29	381.4 4	0.00	46.10	0.00	63.1 6	65.6 3	63.8 7	2.20	-7.80	0%	Q 19.92	Q	-
12/04/201 1 21:44	361.4 9	0.00	46.10	0.00	59.7 4	60.6 5	61.0 6	1.23	-8.77	0%	Q 19.92	Q	-
12/04/201 1 21:59	333.7 7	0.00	40.01	0.00	54.4 8	55.2 5	56.6 8	2.18	-7.82	0%	Q 19.92	Q	-

12/04/201 1 22:14	316.4 6	0.00	36.96	0.00	52.9 2	52.3 4	56.6 1	4.92	-5.08	0%	Q 19.92	Q	-
12/04/201 1 22:29	292.2 7	0.00	35.43	0.00	48.5 1	47.7 5	52.5 2	5.90	-4.10	0%	Q 19.92	Q	-
12/04/201 1 22:44	277.7 8	0.00	36.96	0.00	44.0 6	45.0 6	48.4 1	5.60	-4.40	0%	Q 19.92	Q	-
12/04/201 1 22:59	256.0 7	0.00	35.81	0.00	42.3 8	42.5 2	47.7 0	7.92	-2.08	0%	Q 19.92	Q	-
12/04/201 1 23:14	246.1 3	0.00	38.10	0.00	40.0 7	40.6 2	45.4 6	8.11	-1.89	0%	Q 19.92	Q	-
12/04/201 1 23:29	240.3 8	0.00	35.43	0.00	38.2 9	39.9 1	46.2 1	11.43	1.43	20%	Q 19.92	Q	9.58
12/04/201 1 23:44	231.8 9	0.00	36.20	0.00	37.5 0	40.6 8	43.5 1	7.55	-2.45	0%	Q 19.92	Q	-
12/04/201 1 23:59	228.6 2	0.00	38.10	0.00	36.3 8	38.2 9	42.8 7	9.42	-0.58	0%	Q 19.92	Q	-
13/04/201 1 00:14	220.7 7	0.00	36.58	0.00	35.0 5	37.8 7	41.1 0	8.14	-1.86	0%	Q 19.92	Q	-
13/04/201 1 00:29	215.2 5	0.00	36.96	0.00	34.0 3	36.5 5	41.0 1	10.25	0.25	5%	Q 19.92	Q	2.14
13/04/201 1 00:44	209.7 7	0.00	38.48	0.00	33.2 8	36.8 8	37.4 7	7.24	-2.76	0%	Q 19.92	Q	-
13/04/201 1 00:59	205.8 3	0.00	35.81	0.00	33.8 9	35.4 7	39.0 6	8.08	-1.92	0%	Q 19.92	Q	-
13/04/201 1 01:14	204.7 9	0.00	39.24	0.00	31.9 9	35.8 3	39.4 7	10.55	0.55	5%	Q 19.92	Q	2.04
13/04/201 1 01:29	201.6 5	0.00	37.34	0.00	32.4 3	35.2 8	37.0 7	7.15	-2.85	0%	Q 19.92	Q	-
13/04/201 1 01:44	198.6 5	0.00	33.15	0.00	32.1 2	36.1 5	36.5 1	8.04	-1.96	0%	Q 19.92	Q	-
13/04/201 1 01:59	196.9 9	0.00	35.05	0.00	32.2 4	34.7 6	37.6 7	7.97	-2.03	0%	Q 19.92	Q	-
13/04/201 1 02:14	196.3 8	0.00	34.29	0.00	32.1 3	34.4 5	36.7 9	6.77	-3.23	0%	Q 19.92	Q	-
13/04/201 1 02:29	197.2 4	0.00	37.34	0.00	31.2 0	34.6 3	37.3 5	9.28	-0.72	0%	Q 19.92	Q	-
13/04/201 1 02:44	197.0 3	0.00	37.72	0.00	31.4 9	35.1 8	36.5 0	8.43	-1.57	0%	Q 19.92	Q	-
13/04/201 1 02:59	196.0 3	0.00	36.20	0.00	31.9 6	34.4 0	36.1 2	6.44	-3.56	0%	Q 19.92	Q	-
13/04/201 1 03:14	197.1 3	0.00	39.62	0.00	31.0 9	35.2 3	38.1 1	10.69	0.69	5%	Q 19.92	Q	1.96
13/04/201 1 03:29	197.0 3	0.00	40.77	0.00	30.5 2	34.6 6	38.2 5	11.48	1.48	20%	Q 19.92	Q	7.85
13/04/201 1 03:44	198.5 6	0.00	38.10	0.00	32.1 8	35.2 2	37.7 0	8.14	-1.86	0%	Q 19.92	Q	-
13/04/201 1 03:59	199.9 1	0.00	39.62	0.00	31.0 1	34.9 3	40.3 4	13.87	3.87	50%	Q 19.92	Q	19.91
13/04/201 1 04:14	203.3 7	0.00	36.96	0.00	31.4 5	36.6 1	38.4 9	11.45	1.45	20%	Q 19.92	Q	8.10
13/04/201 1 04:29	207.6 4	0.00	36.58	0.00	31.5 0	37.4 9	38.6 6	12.22	2.22	20%	Q 19.92	Q	8.27
13/04/201 1 04:44	211.4 3	0.00	38.10	0.00	32.5 0	40.8 0	41.9 0	15.36	5.36	75%	Q 19.92	Q	31.59
13/04/201 1 04:59	229.9 9	0.00	36.96	0.00	35.4 0	42.4 6	45.4 6	13.88	3.88	50%	Q 19.92	Q	22.91
13/04/201 1 05:14	248.3 4	0.00	35.05	0.00	37.5 9	45.2 2	48.0 8	13.84	3.84	50%	Q 19.92	Q	24.73
13/04/201 1 05:29	248.7 2	0.00	35.05	0.00	35.1 2	41.0 7	45.8 7	13.68	3.68	50%	Q 19.92	Q	24.77
13/04/201 1 05:44	236.5 7	0.00	36.20	0.00	37.5 1	39.3 5	44.4 8	9.97	-0.03	0%	Q 19.92	Q	-
13/04/201 1 05:59	245.6 1	0.00	38.86	0.00	37.5 5	40.9 0	43.6 1	7.71	-2.29	0%	Q 19.92	Q	-

13/04/201 1 06:14	247.3 8	0.00	24.38	0.38	37.7 0	42.7 1	44.9 4	9.77	-0.23	0%	Q 19.92	Q	-
13/04/201 1 06:29	242.7	0.00	6.10	6.10	38.9 9	39.3 7	45.0 0	9.44	-0.56	0%	Q 19.92	Q	-
13/04/201 1 06:44	237.9 1	0.00	0.76	11.43	37.6 2	40.4 2	41.2 4	5.38	-4.62	0%	Q 19.92	Q	-
13/04/201 1 06:59	233.0 1	0.00	0.76	10.29	34.9 0	40.4 4	42.8 2	11.39	1.39	20%	Q 19.92	Q	9.28
13/04/201 1 07:14	235.6 8	0.00	3.81	9.91	36.4 7	39.5 6	42.2 6	7.51	-2.49	0%	Q 19.92	Q	-
13/04/201 1 07:29	238.9 7	0.00	4.19	5.33	37.9 2	39.8 5	41.6 0	4.70	-5.30	0%	Q 19.92	Q	-
13/04/201 1 07:44	245.1 2	0.00	8.76	1.91	40.1 1	43.3 2	48.5 5	10.36	0.36	5%	Q 19.92	Q	2.44
13/04/201 1 07:59	252.5 5	0.00	8.76	1.52	40.6 3	42.8 9	47.1 8	8.29	-1.71	0%	Q 19.92	Q	-
13/04/201 1 08:14	254.4 7	0.00	14.10	0.38	43.0 7	45.6 4	47.9 4	5.44	-4.56	0%	Q 19.92	Q	-
13/04/201 1 08:29	264.8 1	0.00	22.48	0.00	48.2 6	45.9 7	47.6 2	2.78	-7.22	0%	Q 19.92	Q	-
13/04/201 1 08:44	281.9 5	0.00	23.24	0.00	49.7 4	48.9 3	51.5 3	2.92	-7.08	0%	Q 19.92	Q	-
13/04/201 1 08:59	282.2 1	0.00	24.00	0.00	50.4 2	50.2 2	52.5 2	2.87	-7.13	0%	Q 19.92	Q	-
13/04/201 1 09:14	291.3 2	0.00	22.86	0.00	51.3 3	47.8 0	56.4 3	8.83	-1.17	0%	Q 19.92	Q	-
13/04/201 1 09:29	295.9 2	0.00	30.10	0.00	52.4 4	49.5 1	57.2 8	7.92	-2.08	0%	Q 19.92	Q	-
13/04/201 1 09:44	298.1 2	0.00	29.72	0.00	52.4 6	50.7 6	52.8 9	2.45	-7.55	0%	Q 19.92	Q	-
13/04/201 1 09:59	303.0 8	0.00	35.05	0.00	54.0 5	53.5 9	54.0 6	0.58	-9.42	0%	Q 19.92	Q	-
13/04/201 1 10:14	300.9	0.00	38.86	0.00	55.9 5	49.4 3	55.5 7	7.87	-2.13	0%	Q 19.92	Q	-
13/04/201 1 10:29	296.5 2	0.00	38.48	0.00	52.8 9	49.3 2	55.8 4	6.38	-3.62	0%	Q 19.92	Q	-
13/04/201 1 10:44	300.4 6	0.00	41.53	0.00	59.1 2	50.3 5	56.8 6	9.19	-0.81	0%	Q 19.92	Q	-
13/04/201 1 10:59	301.5 6	0.00	39.62	0.00	53.4 5	51.0 7	55.6 0	4.32	-5.68	0%	Q 19.92	Q	-
13/04/201 1 11:14	303.8 8	0.00	43.05	0.00	58.0 4	51.3 8	55.8 6	6.74	-3.26	0%	Q 19.92	Q	-
13/04/201 1 11:29	313.2	0.00	39.62	0.00	54.1 1	51.1 8	59.7 0	8.55	-1.45	0%	Q 19.92	Q	-
13/04/201 1 11:44	314.4 3	0.00	42.67	0.00	57.9 4	51.4 8	57.3 7	7.40	-2.60	0%	Q 19.92	Q	-
13/04/201 1 11:59	320.2	0.00	50.29	0.00	57.8 5	52.4 5	59.8 3	7.51	-2.49	0%	Q 19.92	Q	-
13/04/201 1 12:14	325.1 5	0.00	45.34	0.00	58.4 9	52.8 7	58.6 1	6.68	-3.32	0%	Q 19.92	Q	-
13/04/201 1 12:29	320.0 5	0.00	43.82	0.00	60.5 3	54.0 8	55.3 5	6.84	-3.16	0%	Q 19.92	Q	-
13/04/201 1 12:44	314.7 9	0.00	40.77	0.00	56.8 9	55.1 8	56.4 9	1.79	-8.21	0%	Q 19.92	Q	-
13/04/201 1 12:59	319.0 1	0.00	39.62	0.00	58.9 1	54.1 3	57.1 6	4.59	-5.41	0%	Q 19.92	Q	-
13/04/201 1 13:14	317.1 1	0.00	43.43	0.00	56.6 5	54.1 2	55.0 0	2.52	-7.48	0%	Q 19.92	Q	-
13/04/201 1 13:29	309.7	0.00	40.39	0.00	59.7 7	50.6 5	54.9 5	8.43	-1.57	0%	Q 19.92	Q	-
13/04/201 1 13:44	318.4 8	0.00	38.10	0.00	58.3 3	52.8 0	58.3 8	6.55	-3.45	0%	Q 19.92	Q	-
13/04/201 1 13:59	314.9	0.00	40.01	0.00	56.1 0	51.5 4	58.0 1	6.66	-3.34	0%	Q 19.92	Q	-

13/04/201 1 14:14	323.4 3	0.00	38.86	0.00	59.3 2	55.9 4	59.4 8	3.96	-6.04	0%	Q 19.92	Q	-
13/04/201 1 14:29	319.0 8	0.00	32.00	0.00	60.2 5	52.1 9	57.3 5	7.79	-2.21	0%	Q 19.92	Q	-
13/04/201 1 14:44	318.4 3	0.00	25.53	0.00	59.6 7	51.7 4	58.4 1	8.60	-1.40	0%	Q 19.92	Q	-
13/04/201 1 14:59	315 6	0.00	16.00	0.00	59.8 7	50.8 7	56.3 4	8.66	-1.34	0%	Q 19.92	Q	-
13/04/201 1 15:14	316.3 6	0.00	17.91	0.00	61.2 9	52.0 1	55.2 3	9.10	-0.90	0%	Q 19.92	Q	-
13/04/201 1 15:29	321.6 1	0.00	16.38	0.00	60.0 9	51.3 8	54.9 5	8.32	-1.68	0%	Q 19.92	Q	-
13/04/201 1 15:44	317.2 2	0.00	11.43	0.00	62.1 2	49.0 5	57.1 8	12.59	2.59	20%	Q 19.92	Q	12.64
13/04/201 1 15:59	312.5 4	0.00	13.72	0.00	57.9 5	49.4 1	52.6 9	8.62	-1.38	0%	Q 19.92	Q	-
13/04/201 1 16:14	310.2 6	0.00	10.29	0.38	58.6 5	52.5 2	52.6 5	7.40	-2.60	0%	Q 19.92	Q	-
13/04/201 1 16:29	316.4 3	0.00	8.38	0.00	56.3 0	49.7 6	56.0 8	7.93	-2.07	0%	Q 19.92	Q	-
13/04/201 1 16:44	319.6 7	0.00	7.62	0.38	59.1 4	52.3 8	59.1 0	7.90	-2.10	0%	Q 19.92	Q	-
13/04/201 1 16:59	324.9 2	0.00	7.62	0.76	61.9 3	50.1 4	56.6 1	10.83	0.83	5%	Q 19.92	Q	3.24
13/04/201 1 17:14	332.4 9	0.00	9.14	0.38	58.4 1	54.1 8	58.6 9	5.10	-4.90	0%	Q 19.92	Q	-
13/04/201 1 17:29	350.8 6	0.00	8.00	0.38	65.0 2	58.0 0	62.0 5	5.98	-4.02	0%	Q 19.92	Q	-
13/04/201 1 17:44	377.0 7	0.00	14.86	0.38	71.0 1	70.2 8	69.9 4	0.85	-9.15	0%	Q 19.92	Q	-
13/04/201 1 17:59	417.5 3	0.00	50.29	0.00	73.2 7	69.7 5	74.0 6	3.61	-6.39	0%	Q 19.92	Q	-
13/04/201 1 18:14	423.1 3	0.00	48.39	0.00	74.9 0	78.2 5	78.4 1	2.96	-7.04	0%	Q 19.92	Q	-
13/04/201 1 18:29	446.8 5	0.00	44.58	0.00	78.3 1	81.2 5	81.4 1	2.51	-7.49	0%	Q 19.92	Q	-
13/04/201 1 18:44	463.8 4	0.00	43.82	0.00	80.9 8	84.1 6	83.3 5	2.23	-7.77	0%	Q 19.92	Q	-
13/04/201 1 18:59	469.3 9	0.00	40.77	0.00	81.1 4	84.3 4	84.0 0	2.43	-7.57	0%	Q 19.92	Q	-
13/04/201 1 19:14	470.6 1	0.00	42.67	0.00	80.1 1	83.4 7	84.9 4	3.30	-6.70	0%	Q 19.92	Q	-
13/04/201 1 19:29	468.1 1	0.00	43.05	0.00	78.1 0	81.7 6	81.7 4	3.02	-6.98	0%	Q 19.92	Q	-
13/04/201 1 19:44	461.3 9	0.00	42.67	0.00	77.5 3	80.6 1	81.0 7	2.77	-7.23	0%	Q 19.92	Q	-
13/04/201 1 19:59	448.7 8	0.00	42.67	0.00	75.5 2	77.6 6	78.4 0	2.17	-7.83	0%	Q 19.92	Q	-
13/04/201 1 20:14	437.8 8	0.00	43.43	0.00	71.1 5	77.4 6	76.7 0	5.26	-4.74	0%	Q 19.92	Q	-
13/04/201 1 20:29	429.5 2	0.00	42.67	0.00	70.3 3	73.2 1	72.1 2	2.17	-7.83	0%	Q 19.92	Q	-
13/04/201 1 20:44	414.2 2	0.00	41.15	0.00	68.9 5	69.5 8	70.0 0	0.81	-9.19	0%	Q 19.92	Q	-
13/04/201 1 20:59	391.9 5	0.00	41.15	0.00	66.5 4	65.4 9	65.9 1	0.85	-9.15	0%	Q 19.92	Q	-
13/04/201 1 21:14	379.1 4	0.00	41.15	0.00	62.4 9	65.5 2	63.8 7	2.44	-7.56	0%	Q 19.92	Q	-
13/04/201 1 21:29	356.1 3	0.00	41.15	0.00	59.9 0	63.4 3	62.0 6	3.07	-6.93	0%	Q 19.92	Q	-
13/04/201 1 21:44	341.0 8	0.00	41.53	0.00	57.4 4	57.9 4	57.3 5	0.63	-9.37	0%	Q 19.92	Q	-
13/04/201 1 21:59	319.3 7	0.00	43.05	0.00	50.8 7	52.0 2	53.2 7	2.34	-7.66	0%	Q 19.92	Q	-

13/04/201 1 22:14	297.0 5	0.00	40.39	0.00	49.5 0	49.2 9	52.2 4	3.77	-6.23	0%	Q 19.92	Q	-
13/04/201 1 22:29	283.9 1	0.00	40.77	0.00	45.7 6	49.0 1	51.0 3	5.84	-4.16	0%	Q 19.92	Q	-
13/04/201 1 22:44	271.3 6	0.00	38.10	0.00	44.2 9	45.7 2	48.0 3	4.38	-5.62	0%	Q 19.92	Q	-
13/04/201 1 22:59	257.3 4	0.00	40.77	0.00	42.2 8	42.3 2	46.3 2	6.14	-3.86	0%	Q 19.92	Q	-
13/04/201 1 23:14	248.0 1	0.00	43.05	0.00	41.6 8	42.2 2	45.4 3	5.38	-4.62	0%	Q 19.92	Q	-
13/04/201 1 23:29	238.5 9	0.00	43.05	0.00	38.8 3	40.8 8	43.5 1	5.93	-4.07	0%	Q 19.92	Q	-
13/04/201 1 23:44	229.0 2	0.00	40.77	0.00	36.4 6	39.5 4	41.5 2	6.93	-3.07	0%	Q 19.92	Q	-
13/04/201 1 23:59	222.7 1	0.00	40.39	0.00	36.1 6	38.0 4	40.6 6	6.20	-3.80	0%	Q 19.92	Q	-
14/04/201 1 00:14	219.5 1	0.00	40.39	0.00	35.0 1	37.3 3	40.4 1	7.52	-2.48	0%	Q 19.92	Q	-
14/04/201 1 00:29	213.3 7	0.00	35.43	0.00	34.1 7	37.3 5	39.6 4	7.78	-2.22	0%	Q 19.92	Q	-
14/04/201 1 00:44	208.7 6	0.00	35.05	0.00	33.3 3	35.5 7	39.2 9	8.95	-1.05	0%	Q 19.92	Q	-
14/04/201 1 00:59	204.2 3	0.00	35.43	0.00	32.0 4	35.5 8	37.3 1	8.40	-1.60	0%	Q 19.92	Q	-
14/04/201 1 01:14	201.3 4	0.00	35.43	0.00	32.0 7	36.7 1	36.7 8	8.86	-1.14	0%	Q 19.92	Q	-
14/04/201 1 01:29	201.7 5	0.00	35.05	0.00	32.2 9	37.4 7	37.2 5	9.48	-0.52	0%	Q 19.92	Q	-
14/04/201 1 01:44	200.8 7	0.00	34.29	0.00	31.3 5	35.6 8	37.0 4	9.63	-0.37	0%	Q 19.92	Q	-
14/04/201 1 01:59	200.5 1	0.00	33.91	0.00	31.5 3	35.4 4	39.0 9	10.81	0.81	5%	Q 19.92	Q	2.00
14/04/201 1 02:14	201.5 3	0.00	33.15	0.00	32.0 9	35.1 9	39.2 6	10.55	0.55	5%	Q 19.92	Q	2.01
14/04/201 1 02:29	201.9 4	0.00	33.15	0.00	32.2 4	36.9 8	37.7 6	9.59	-0.41	0%	Q 19.92	Q	-
14/04/201 1 02:44	202.1 9	0.00	32.77	0.00	31.9 5	35.4 3	36.7 4	7.94	-2.06	0%	Q 19.92	Q	-
14/04/201 1 02:59	199.9 7	0.00	34.29	0.00	32.3 7	35.4 4	37.2 3	7.55	-2.45	0%	Q 19.92	Q	-
14/04/201 1 03:14	201.9 3	0.00	32.77	0.00	32.1 0	36.1 8	38.8 1	10.08	0.08	5%	Q 19.92	Q	2.01
14/04/201 1 03:29	202.3 5	0.00	34.67	0.00	32.3 2	35.9 2	38.1 4	8.86	-1.14	0%	Q 19.92	Q	-
14/04/201 1 03:44	203.0 4	0.00	38.86	0.00	33.0 2	36.1 9	37.6 8	7.33	-2.67	0%	Q 19.92	Q	-
14/04/201 1 03:59	205.2 5	0.00	35.81	0.00	32.1 9	37.3 0	39.8 8	11.70	1.70	20%	Q 19.92	Q	8.18
14/04/201 1 04:14	206.6 6	0.00	34.29	0.00	31.4 8	36.7 6	39.1 2	12.03	2.03	20%	Q 19.92	Q	8.23
14/04/201 1 04:29	210.6 3	0.00	32.39	0.00	34.1 7	37.8 8	39.8 2	8.37	-1.63	0%	Q 19.92	Q	-
14/04/201 1 04:44	220.0 5	0.00	32.00	0.00	33.5 8	38.7 3	44.9 5	15.00	5.00	75%	Q 19.92	Q	32.88
14/04/201 1 04:59	228.6 2	0.00	32.39	0.00	35.8 4	40.7 5	45.9 0	12.42	2.42	20%	Q 19.92	Q	9.11
14/04/201 1 05:14	248.8 4	0.00	29.72	0.00	38.0 7	45.3 5	48.4 7	13.41	3.41	50%	Q 19.92	Q	24.78
14/04/201 1 05:29	253.8 5	0.00	31.24	0.00	38.6 9	46.1 8	50.7 0	14.38	4.38	50%	Q 19.92	Q	25.28
14/04/201 1 05:44	252.7 4	0.00	33.15	0.00	36.6 3	41.1 0	46.9 4	12.95	2.95	20%	Q 19.92	Q	10.07
14/04/201 1 05:59	252.8 4	0.00	33.15	0.00	39.0 7	43.6 3	45.2 8	8.42	-1.58	0%	Q 19.92	Q	-

14/04/201 1 06:14	262.4 1	0.00	14.86	2.67	40.4 2	46.4 3	45.9 9	8.72	-1.28	0%	Q 19.92	Q	-
14/04/201 1 06:29	263.9	0.00	0.00	13.72	41.6 9	45.4 2	46.9 5	6.71	-3.29	0%	Q 19.92	Q	-
14/04/201 1 06:44	255.1	0.00	0.00	16.76	40.1 9	43.0 9	46.5 2	7.52	-2.48	0%	Q 19.92	Q	-
14/04/201 1 06:59	246.2 7	0.00	0.00	14.10	38.9 1	41.2 5	46.7 6	10.53	0.53	5%	Q 19.92	Q	2.45
14/04/201 1 07:14	244.5 1	0.00	2.29	8.38	39.8 5	38.4 7	45.4 3	10.13	0.13	5%	Q 19.92	Q	2.44
14/04/201 1 07:29	239.3 3	0.00	2.67	6.48	38.3 7	39.3 0	47.7 8	14.26	4.26	50%	Q 19.92	Q	23.84
14/04/201 1 07:44	244.3 1	0.00	4.19	4.19	39.6 3	39.3 1	47.4 7	12.66	2.66	20%	Q 19.92	Q	9.73
14/04/201 1 07:59	248.5 8	0.00	6.48	2.29	39.3 3	41.1 2	45.8 3	8.88	-1.12	0%	Q 19.92	Q	-
14/04/201 1 08:14	253.8 6	0.00	10.29	1.91	44.5 3	42.4 4	47.5 3	6.01	-3.99	0%	Q 19.92	Q	-
14/04/201 1 08:29	273.6 9	0.00	18.29	0.38	49.7 4	46.3 8	50.1 3	4.86	-5.14	0%	Q 19.92	Q	-
14/04/201 1 08:44	282.8 3	0.00	18.67	0.00	54.0 3	46.3 6	58.2 5	12.33	2.33	20%	Q 19.92	Q	11.27
14/04/201 1 08:59	293.0 6	0.00	21.34	0.00	50.4 9	47.7 1	55.3 7	8.17	-1.83	0%	Q 19.92	Q	-
14/04/201 1 09:14	292.5 4	0.00	25.91	0.00	52.1 7	46.0 7	54.2 3	9.35	-0.65	0%	Q 19.92	Q	-
14/04/201 1 09:29	289.6 9	0.00	26.29	0.00	53.8 2	45.4 7	54.0 1	11.02	1.02	20%	Q 19.92	Q	11.54
14/04/201 1 09:44	294.6 8	0.00	29.34	0.00	55.7 2	48.0 2	55.1 4	9.33	-0.67	0%	Q 19.92	Q	-
14/04/201 1 09:59	300.0 1	0.00	30.48	0.00	52.0 5	49.4 4	56.4 4	7.21	-2.79	0%	Q 19.92	Q	-
14/04/201 1 10:14	312.0 4	0.00	33.53	0.00	56.0 3	54.0 7	56.3 9	2.57	-7.43	0%	Q 19.92	Q	-
14/04/201 1 10:29	315.7 6	0.00	33.15	0.00	53.5 6	48.9 9	57.8 6	8.38	-1.62	0%	Q 19.92	Q	-
14/04/201 1 10:44	313.0 2	0.00	36.20	0.00	53.0 5	53.0 0	58.9 0	7.12	-2.88	0%	Q 19.92	Q	-
14/04/201 1 10:59	308.6 7	0.00	37.72	0.00	55.4 4	50.3 3	57.4 0	7.46	-2.54	0%	Q 19.92	Q	-
14/04/201 1 11:14	311.1 2	0.00	40.39	0.00	54.5 3	54.5 0	55.7 6	1.51	-8.49	0%	Q 19.92	Q	-
14/04/201 1 11:29	317.2 3	0.00	40.39	0.00	55.3 7	50.2 2	57.9 3	7.86	-2.14	0%	Q 19.92	Q	-
14/04/201 1 11:44	320.1 4	0.00	41.53	0.00	58.9 8	53.4 5	57.0 3	5.38	-4.62	0%	Q 19.92	Q	-
14/04/201 1 11:59	324.8 1	0.00	41.53	0.00	59.3 7	57.2 7	59.3 2	2.36	-7.64	0%	Q 19.92	Q	-
14/04/201 1 12:14	322.1 8	0.00	44.58	0.00	57.2 2	51.1 1	56.5 7	7.02	-2.98	0%	Q 19.92	Q	-
14/04/201 1 12:29	315.8 3	0.00	41.15	0.00	55.7 2	49.0 8	56.7 5	8.86	-1.14	0%	Q 19.92	Q	-
14/04/201 1 12:44	312.7 2	0.00	40.77	0.00	57.7 6	49.9 7	52.9 6	7.83	-2.17	0%	Q 19.92	Q	-
14/04/201 1 12:59	313.5 3	0.00	36.20	0.00	59.4 3	54.6 0	52.1 8	7.27	-2.73	0%	Q 19.92	Q	-
14/04/201 1 13:14	320.3	0.00	31.24	0.00	60.5 1	51.5 4	53.6 4	9.56	-0.44	0%	Q 19.92	Q	-
14/04/201 1 13:29	317.2 5	0.00	29.34	0.00	60.5 2	56.2 8	52.1 7	7.45	-2.55	0%	Q 19.92	Q	-
14/04/201 1 13:44	323.6 7	0.00	28.58	0.00	58.2 0	56.9 4	54.5 3	3.58	-6.42	0%	Q 19.92	Q	-
14/04/201 1 13:59	319.7 6	0.00	30.48	0.00	58.9 4	53.6 3	53.6 2	6.40	-3.60	0%	Q 19.92	Q	-

14/04/201 1 14:14	322.6 5	0.00	29.72	0.00	60.1 9	56.5 8	56.0 8	4.47	-5.53	0%	Q 19.92	Q	-
14/04/201 1 14:29	329.8 1	0.00	28.58	0.00	60.3 4	55.3 6	57.8 8	4.32	-5.68	0%	Q 19.92	Q	-
14/04/201 1 14:44	329.2 7	0.00	25.91	0.00	59.1 1	53.7 4	60.6 9	7.10	-2.90	0%	Q 19.92	Q	-
14/04/201 1 14:59	325.5 8	0.00	23.62	0.00	59.7 4	50.2 4	55.1 2	8.71	-1.29	0%	Q 19.92	Q	-
14/04/201 1 15:14	314.6 2	0.00	24.77	0.00	60.3 0	50.7 0	56.1 3	8.99	-1.01	0%	Q 19.92	Q	-
14/04/201 1 15:29	318.2 7	0.00	26.67	0.00	58.1 1	50.1 2	56.4 2	8.68	-1.32	0%	Q 19.92	Q	-
14/04/201 1 15:44	318.0 4	0.00	25.15	0.00	58.8 8	51.3 4	56.0 5	7.37	-2.63	0%	Q 19.92	Q	-
14/04/201 1 15:59	311.2 1	0.00	28.58	0.00	57.9 1	49.3 3	55.4 6	9.04	-0.96	0%	Q 19.92	Q	-
14/04/201 1 16:14	309.2 5	0.00	28.58	0.00	56.8 4	49.9 5	53.9 2	6.76	-3.24	0%	Q 19.92	Q	-
14/04/201 1 16:29	304.3 9	0.00	23.24	0.00	55.7 7	47.7 4	54.9 0	9.59	-0.41	0%	Q 19.92	Q	-
14/04/201 1 16:44	306.6 6	0.00	25.53	0.00	55.1 8	48.4 7	52.1 8	6.69	-3.31	0%	Q 19.92	Q	-
14/04/201 1 16:59	302 1	0.00	21.72	0.00	52.5 5	49.8 4	55.2 8	5.18	-4.82	0%	Q 19.92	Q	-
14/04/201 1 17:14	309.3 6	0.00	20.57	0.00	54.5 3	50.7 9	58.6 7	7.33	-2.67	0%	Q 19.92	Q	-
14/04/201 1 17:29	328.8 4	0.00	19.05	0.00	61.5 1	55.4 2	62.4 7	7.32	-2.68	0%	Q 19.92	Q	-
14/04/201 1 17:44	385.0 6	0.00	19.81	0.00	76.4 6	74.1 6	72.5 5	2.78	-7.22	0%	Q 19.92	Q	-
14/04/201 1 17:59	435.6 7	0.00	45.72	0.00	79.0 9	72.5 2	78.2 9	5.37	-4.63	0%	Q 19.92	Q	-
14/04/201 1 18:14	445.8 7	0.00	57.15	0.00	79.4 6	74.0 5	79.3 8	4.61	-5.39	0%	Q 19.92	Q	-
14/04/201 1 18:29	363.0 1	0.00	55.25	0.00	63.8 3	65.7 2	69.3 5	4.60	-5.40	0%	Q 19.92	Q	-
14/04/201 1 18:44	380.0 4	0.00	53.72	0.00	66.1 5	65.6 5	68.6 7	2.76	-7.24	0%	Q 19.92	Q	-
14/04/201 1 18:59	379.7 7	0.00	51.05	0.00	64.7 6	65.0 5	69.5 4	4.65	-5.35	0%	Q 19.92	Q	-
14/04/201 1 19:14	385.0 4	0.00	46.86	0.00	65.9 4	66.6 9	69.7 8	3.42	-6.58	0%	Q 19.92	Q	-
14/04/201 1 19:29	396.6 2	0.00	46.86	0.00	68.3 9	71.1 7	72.3 3	3.17	-6.83	0%	Q 19.92	Q	-
14/04/201 1 19:44	407.7 2	0.00	46.86	0.00	69.4 9	70.3 8	74.7 0	4.44	-5.56	0%	Q 19.92	Q	-
14/04/201 1 19:59	408.8 4	0.00	44.96	0.00	69.4 9	70.2 0	72.8 9	2.86	-7.14	0%	Q 19.92	Q	-
14/04/201 1 20:14	401.5 5	0.00	44.96	0.00	69.4 8	67.1 5	68.0 6	1.83	-8.17	0%	Q 19.92	Q	-
14/04/201 1 20:29	393.6 1	0.00	44.20	0.00	69.6 4	65.9 4	67.6 5	2.80	-7.20	0%	Q 19.92	Q	-
14/04/201 1 20:44	380.1 9	0.00	44.20	0.00	66.1 2	63.7 9	62.7 8	2.94	-7.06	0%	Q 19.92	Q	-
14/04/201 1 20:59	366.4 6	0.00	40.77	0.00	64.0 8	59.8 4	61.8 5	3.48	-6.52	0%	Q 19.92	Q	-
14/04/201 1 21:14	346.5 2	0.00	39.62	0.00	60.6 4	57.7 6	58.1 5	3.04	-6.96	0%	Q 19.92	Q	-
14/04/201 1 21:29	335.5 4	0.00	39.62	0.00	59.1 6	54.6 5	57.3 0	4.18	-5.82	0%	Q 19.92	Q	-
14/04/201 1 21:44	312.5 3	0.00	40.77	0.00	52.7 1	49.1 9	51.7 9	3.98	-6.02	0%	Q 19.92	Q	-
14/04/201 1 21:59	289.8 5	0.00	38.86	0.00	48.8 0	45.3 4	50.3 6	5.87	-4.13	0%	Q 19.92	Q	-

14/04/201 1 22:14	271.6 7	0.00	40.01	0.00	45.6 6	42.8 6	47.9 7	5.80	-4.20	0%	Q 19.92	Q	-
14/04/201 1 22:29	256.2 2	0.00	40.77	0.00	42.6 7	41.3 9	43.6 5	2.77	-7.23	0%	Q 19.92	Q	-
14/04/201 1 22:44	240.4 7	0.00	40.01	0.00	41.5 8	38.9 2	42.1 3	4.79	-5.21	0%	Q 19.92	Q	-
14/04/201 1 22:59	228.1 4	0.00	39.24	0.00	38.2 5	37.8 2	41.5 7	6.01	-3.99	0%	Q 19.92	Q	-
14/04/201 1 23:14	221.6 4	0.00	40.77	0.00	37.1 1	37.0 3	40.3 6	5.75	-4.25	0%	Q 19.92	Q	-
14/04/201 1 23:29	212.3 5	0.00	36.58	0.00	34.5 3	34.5 4	39.8 7	9.79	-0.21	0%	Q 19.92	Q	-
14/04/201 1 23:44	206.6 1	0.00	36.58	0.00	34.3 3	34.3 6	38.5 1	7.77	-2.23	0%	Q 19.92	Q	-
14/04/201 1 23:59	202.4 2	0.00	36.58	0.00	33.1 0	34.7 0	38.4 7	8.60	-1.40	0%	Q 19.92	Q	-
15/04/201 1 00:14	197.9 7	0.00	39.62	0.00	33.2 4	33.4 8	36.6 1	6.29	-3.71	0%	Q 19.92	Q	-
15/04/201 1 00:29	197.3 9	0.00	39.62	0.00	31.7 8	33.2 2	36.0 4	7.01	-2.99	0%	Q 19.92	Q	-
15/04/201 1 00:44	191.1 8	0.00	37.72	0.00	31.5 8	32.7 7	33.6 1	3.29	-6.71	0%	Q 19.92	Q	-
15/04/201 1 00:59	185.9 5	0.00	38.48	0.00	30.6 8	32.2 9	34.1 2	5.43	-4.57	0%	Q 19.92	Q	-
15/04/201 1 01:14	184.9 9	0.00	38.10	0.00	30.0 6	33.5 0	33.3 8	6.97	-3.03	0%	Q 19.92	Q	-
15/04/201 1 01:29	183.7 4	0.00	37.72	0.00	30.5 2	32.3 4	33.9 2	5.39	-4.61	0%	Q 19.92	Q	-
15/04/201 1 01:44	183.4 4	0.00	36.20	0.00	29.5 9	32.3 5	32.8 9	6.39	-3.61	0%	Q 19.92	Q	-
15/04/201 1 01:59	181.3 6	0.00	35.43	0.00	29.4 6	31.9 6	32.4 8	5.88	-4.12	0%	Q 19.92	Q	-
15/04/201 1 02:14	181.1 8	0.00	36.96	0.00	29.7 9	31.8 0	32.7 9	5.31	-4.69	0%	Q 19.92	Q	-
15/04/201 1 02:29	180.6 3	0.00	38.48	0.00	29.4 5	31.0 4	33.2 8	6.47	-3.53	0%	Q 19.92	Q	-
15/04/201 1 02:44	180.0 1	0.00	38.10	0.00	29.6 8	31.6 2	32.6 8	5.26	-4.74	0%	Q 19.92	Q	-
15/04/201 1 02:59	179.3 7	0.00	37.34	0.00	30.0 7	32.2 9	32.3 1	4.71	-5.29	0%	Q 19.92	Q	-
15/04/201 1 03:14	182.4 2	0.00	36.20	0.00	30.4 0	32.0 1	33.5 0	4.91	-5.09	0%	Q 19.92	Q	-
15/04/201 1 03:29	183.1 5	0.00	40.39	0.00	30.3 9	32.7 3	33.0 5	5.20	-4.80	0%	Q 19.92	Q	-
15/04/201 1 03:44	185.1 1	0.00	39.62	0.00	31.7 2	31.8 4	33.7 4	4.03	-5.97	0%	Q 19.92	Q	-
15/04/201 1 03:59	186.5 3	0.00	38.48	0.00	29.3 6	32.4 8	34.5 2	8.59	-1.41	0%	Q 19.92	Q	-
15/04/201 1 04:14	187 0	0.00	39.24	0.00	29.8 6	33.4 5	34.3 8	8.30	-1.70	0%	Q 19.92	Q	-
15/04/201 1 04:29	192.1 7	0.00	36.96	0.00	31.2 4	34.2 5	35.7 0	7.38	-2.62	0%	Q 19.92	Q	-
15/04/201 1 04:44	196.5 7	0.00	38.10	0.00	31.2 8	34.9 1	35.8 1	8.00	-2.00	0%	Q 19.92	Q	-
15/04/201 1 04:59	207.3 5	0.00	36.96	0.00	34.6 6	38.1 8	40.8 0	8.50	-1.50	0%	Q 19.92	Q	-
15/04/201 1 05:14	228.0 4	0.00	38.48	0.00	38.6 7	42.1 7	42.4 4	5.90	-4.10	0%	Q 19.92	Q	-
15/04/201 1 05:29	229.0 5	0.00	37.34	0.00	33.7 5	36.1 1	38.3 8	6.46	-3.54	0%	Q 19.92	Q	-
15/04/201 1 05:44	218.8 3	0.00	40.39	0.00	36.5 1	36.6 5	37.5 6	1.77	-8.23	0%	Q 19.92	Q	-
15/04/201 1 05:59	230.6 1	0.00	37.72	0.00	39.0 1	40.8 0	39.8 3	2.31	-7.69	0%	Q 19.92	Q	-

15/04/201 1 06:14	238.2 3	0.00	19.81	1.52	37.6 0	40.6 5	40.3 7	4.91	-5.09	0%	Q 19.92	Q	-
15/04/201 1 06:29	229.5	0.00	0.76	8.76	38.6 1	36.9 4	36.0 6	3.78	-6.22	0%	Q 19.92	Q	-
15/04/201 1 06:44	217.9 7	0.00	0.00	12.95	37.3 0	32.1 8	35.8 7	8.36	-1.64	0%	Q 19.92	Q	-
15/04/201 1 06:59	213.8 5	0.00	1.52	8.38	36.0 2	34.6 7	37.6 6	4.27	-5.73	0%	Q 19.92	Q	-
15/04/201 1 07:14	218.5 2	0.00	4.19	7.24	36.5 1	34.5 3	38.0 9	5.08	-4.92	0%	Q 19.92	Q	-
15/04/201 1 07:29	222.5 5	0.00	2.67	4.95	37.9 7	35.4 7	40.9 1	7.33	-2.67	0%	Q 19.92	Q	-
15/04/201 1 07:44	224.5 1	0.00	1.91	3.81	37.1 2	36.8 7	43.8 3	11.60	1.60	20%	Q 19.92	Q	8.94
15/04/201 1 07:59	235.1 8	0.00	5.33	1.91	41.2 2	37.8 9	46.9 6	11.75	1.75	20%	Q 19.92	Q	9.37
15/04/201 1 08:14	242.6	0.00	8.76	0.76	44.2 8	40.5 4	44.2 3	5.76	-4.24	0%	Q 19.92	Q	-
15/04/201 1 08:29	260	0.00	16.76	0.00	48.4 1	42.5 5	43.5 5	7.97	-2.03	0%	Q 19.92	Q	-
15/04/201 1 08:44	270.8 4	0.00	30.86	0.00	52.7 4	45.3 4	50.9 9	8.75	-1.25	0%	Q 19.92	Q	-
15/04/201 1 08:59	273	0.00	35.05	0.00	48.7 6	47.7 4	48.1 1	1.15	-8.85	0%	Q 19.92	Q	-
15/04/201 1 09:14	279.0 7	0.00	34.29	0.00	48.1 7	45.3 7	53.4 3	9.06	-0.94	0%	Q 19.92	Q	-
15/04/201 1 09:29	282.0 1	0.00	28.58	0.00	50.6 2	45.7 6	50.1 4	6.31	-3.69	0%	Q 19.92	Q	-
15/04/201 1 09:44	285.8 2	0.00	35.05	0.00	49.5 2	47.3 5	55.0 4	8.70	-1.30	0%	Q 19.92	Q	-
15/04/201 1 09:59	286.9 6	0.00	40.01	0.00	50.6 6	45.9 3	53.7 1	8.32	-1.68	0%	Q 19.92	Q	-
15/04/201 1 10:14	286.8 7	0.00	43.05	0.00	51.0 3	47.8 4	49.9 7	3.57	-6.43	0%	Q 19.92	Q	-
15/04/201 1 10:29	288.8 8	0.00	48.39	0.00	54.7 0	51.6 3	53.3 4	2.99	-7.01	0%	Q 19.92	Q	-
15/04/201 1 10:44	298.1 4	0.00	50.67	0.00	53.2 3	50.0 4	55.3 6	5.36	-4.64	0%	Q 19.92	Q	-
15/04/201 1 10:59	296.2 1	0.00	52.58	0.00	54.3 5	49.2 5	52.2 4	5.19	-4.81	0%	Q 19.92	Q	-
15/04/201 1 11:14	299.0 1	0.00	54.48	0.00	56.2 1	50.5 0	53.3 1	5.38	-4.62	0%	Q 19.92	Q	-
15/04/201 1 11:29	302.1	0.00	52.20	0.00	55.4 1	49.3 8	53.2 6	6.27	-3.73	0%	Q 19.92	Q	-
15/04/201 1 11:44	299.4 8	0.00	53.72	0.00	55.8 4	50.2 9	53.1 4	5.27	-4.73	0%	Q 19.92	Q	-
15/04/201 1 11:59	299.9 7	0.00	52.58	0.00	57.1 6	45.8 9	51.7 2	11.05	1.05	20%	Q 19.92	Q	11.95
15/04/201 1 12:14	305	0.00	53.34	0.00	57.8 4	49.9 6	52.2 3	8.43	-1.57	0%	Q 19.92	Q	-
15/04/201 1 12:29	302.3 1	0.00	58.67	0.00	58.0 3	46.2 2	51.1 1	12.06	2.06	20%	Q 19.92	Q	12.04
15/04/201 1 12:44	302.9	0.00	55.25	0.00	57.7 4	50.2 4	53.6 1	7.20	-2.80	0%	Q 19.92	Q	-
15/04/201 1 12:59	307.2 5	0.00	52.96	0.00	58.6 3	50.0 6	52.3 2	9.24	-0.76	0%	Q 19.92	Q	-
15/04/201 1 13:14	311.2 6	0.00	53.72	0.00	59.6 1	51.0 0	55.5 3	7.91	-2.09	0%	Q 19.92	Q	-
15/04/201 1 13:29	310.5 2	0.00	52.96	0.00	59.2 7	50.2 7	53.0 2	9.38	-0.62	0%	Q 19.92	Q	-
15/04/201 1 13:44	308.6 8	0.00	51.82	0.00	58.2 5	49.7 1	55.5 9	8.82	-1.18	0%	Q 19.92	Q	-
15/04/201 1 13:59	310.0 9	0.00	49.53	0.00	56.8 7	50.2 4	54.9 0	6.97	-3.03	0%	Q 19.92	Q	-

15/04/201 1 14:14	306.4 3	0.00	46.86	0.00	58.2 1	49.4 3	55.8 1	9.28	-0.72	0%	Q 19.92	Q	-
15/04/201 1 14:29	312.9 5	0.00	43.05	0.00	61.2 6	48.4 0	55.5 9	12.13	2.13	20%	Q 19.92	Q	12.47
15/04/201 1 14:44	310.3 5	0.00	42.29	0.00	60.9 0	50.2 7	55.3 3	9.73	-0.27	0%	Q 19.92	Q	-
15/04/201 1 14:59	313.0 6	0.00	45.34	0.00	61.5 2	50.9 1	56.3 6	9.51	-0.49	0%	Q 19.92	Q	-
15/04/201 1 15:14	316.2 1	0.00	41.15	0.00	62.1 2	46.4 2	54.7 8	14.73	4.73	50%	Q 19.92	Q	31.49
15/04/201 1 15:29	311.9 5	0.00	41.53	0.00	59.6 2	49.6 1	54.9 9	9.37	-0.63	0%	Q 19.92	Q	-
15/04/201 1 15:44	309.8 3	0.00	38.86	0.00	59.3 9	47.2 5	54.3 2	11.93	1.93	20%	Q 19.92	Q	12.34
15/04/201 1 15:59	305.4 1	0.00	41.91	0.00	58.2 8	48.5 9	51.1 4	10.65	0.65	5%	Q 19.92	Q	3.04
15/04/201 1 16:14	304.2 7	0.00	43.05	0.00	56.6 3	47.7 8	51.9 4	8.66	-1.34	0%	Q 19.92	Q	-
15/04/201 1 16:29	311.7 3	0.00	42.29	0.00	56.2 5	47.6 2	57.2 3	11.32	1.32	20%	Q 19.92	Q	12.42
15/04/201 1 16:44	316.5 1	0.00	42.29	0.00	58.1 3	48.5 4	53.2 9	9.02	-0.98	0%	Q 19.92	Q	-
15/04/201 1 16:59	315.0 8	0.00	36.58	0.00	58.3 7	46.7 6	54.5 5	12.15	2.15	20%	Q 19.92	Q	12.55
15/04/201 1 17:14	313.9 8	0.00	33.53	0.00	55.5 8	50.6 5	55.1 0	5.81	-4.19	0%	Q 19.92	Q	-
15/04/201 1 17:29	318.9 7	0.00	30.10	0.00	58.0 5	50.2 7	56.8 5	8.69	-1.31	0%	Q 19.92	Q	-
15/04/201 1 17:44	329.2 7	0.00	28.19	0.00	61.5 1	52.1 4	58.7 6	9.27	-0.73	0%	Q 19.92	Q	-
15/04/201 1 17:59	349.6 4	0.00	54.48	0.00	67.8 1	62.5 1	64.9 1	4.20	-5.80	0%	Q 19.92	Q	-
15/04/201 1 18:14	394.3 6	0.00	64.39	0.00	79.2 8	71.6 0	75.9 3	5.30	-4.70	0%	Q 19.92	Q	-
15/04/201 1 18:29	440.9 9	0.00	59.44	0.00	81.6 6	80.7 0	80.3 5	0.94	-9.06	0%	Q 19.92	Q	-
15/04/201 1 18:44	463.9 9	0.00	57.15	0.00	82.7 2	83.0 8	82.1 8	0.58	-9.42	0%	Q 19.92	Q	-
15/04/201 1 18:59	470.3 3	0.00	58.67	0.00	80.2 9	83.0 5	83.9 8	2.61	-7.39	0%	Q 19.92	Q	-
15/04/201 1 19:14	468.9 2	0.00	59.44	0.00	77.5 6	82.1 0	83.8 2	4.44	-5.56	0%	Q 19.92	Q	-
15/04/201 1 19:29	468.2 1	0.00	58.29	0.00	78.0 7	80.9 1	83.0 4	3.23	-6.77	0%	Q 19.92	Q	-
15/04/201 1 19:44	460.8	0.00	58.67	0.00	75.5 8	82.1 2	83.8 0	6.11	-3.89	0%	Q 19.92	Q	-
15/04/201 1 19:59	449.7 2	0.00	57.15	0.00	72.8 2	79.4 0	82.0 1	6.73	-3.27	0%	Q 19.92	Q	-
15/04/201 1 20:14	444.7 3	0.00	56.39	0.00	74.1 9	76.8 4	79.9 8	3.87	-6.13	0%	Q 19.92	Q	-
15/04/201 1 20:29	432.4 2	0.00	58.67	0.00	70.9 1	76.6 1	75.7 5	4.72	-5.28	0%	Q 19.92	Q	-
15/04/201 1 20:44	425.3 4	0.00	54.10	0.00	69.1 4	73.2 1	72.2 2	3.33	-6.67	0%	Q 19.92	Q	-
15/04/201 1 20:59	401.5 6	0.00	51.82	0.00	66.9 8	69.3 8	69.4 1	2.35	-7.65	0%	Q 19.92	Q	-
15/04/201 1 21:14	384.8	0.00	52.96	0.00	66.6 6	66.3 5	65.6 7	0.84	-9.16	0%	Q 19.92	Q	-
15/04/201 1 21:29	367.8 4	0.00	51.05	0.00	61.6 5	60.4 0	61.9 2	1.51	-8.49	0%	Q 19.92	Q	-
15/04/201 1 21:44	347.7 1	0.00	52.20	0.00	59.1 7	59.0 0	60.3 3	1.39	-8.61	0%	Q 19.92	Q	-
15/04/201 1 21:59	332.5	0.00	52.58	0.00	54.4 1	57.0 3	56.8 8	3.02	-6.98	0%	Q 19.92	Q	-

15/04/201 1 22:14	308.0 3	0.00	54.48	0.00	50.2 9	52.3 5	54.1 8	3.79	-6.21	0%	Q 19.92	Q	-
15/04/201 1 22:29	287.8 1	0.00	54.86	0.00	46.2 4	48.3 7	49.5 6	3.78	-6.22	0%	Q 19.92	Q	-
15/04/201 1 22:44	271.8 4	0.00	54.10	0.00	43.1 4	45.1 6	48.3 7	6.18	-3.82	0%	Q 19.92	Q	-
15/04/201 1 22:59	253.8 7	0.00	54.86	0.00	41.0 3	42.9 9	45.6 3	5.58	-4.42	0%	Q 19.92	Q	-
15/04/201 1 23:14	236.3 6	0.00	50.29	0.00	38.8 3	40.9 3	42.3 8	4.63	-5.37	0%	Q 19.92	Q	-
15/04/201 1 23:29	208.3	0.00	48.39	0.00	32.1 5	38.1 8	39.0 6	11.83	1.83	20%	Q 19.92	Q	8.30
15/04/201 1 23:44	215.5 6	0.00	46.48	0.00	32.8 4	37.8 7	40.5 1	11.42	1.42	20%	Q 19.92	Q	8.59
15/04/201 1 23:59	209.0 2	0.00	49.53	0.00	33.1 2	36.4 9	38.8 3	8.37	-1.63	0%	Q 19.92	Q	-
16/04/201 1 00:14	203.4 6	0.00	47.24	0.00	31.3 6	35.7 1	39.1 5	11.43	1.43	20%	Q 19.92	Q	8.11
16/04/201 1 00:29	199.7 3	0.00	48.01	0.00	31.8 3	36.0 4	36.3 9	8.41	-1.59	0%	Q 19.92	Q	-
16/04/201 1 00:44	198.4	0.00	46.86	0.00	30.7 3	35.4 3	36.6 0	10.29	0.29	5%	Q 19.92	Q	1.98
16/04/201 1 00:59	193.1 2	0.00	48.77	0.00	29.8 9	34.6 9	36.4 0	11.20	1.20	20%	Q 19.92	Q	7.69
16/04/201 1 01:14	194.5 2	0.00	49.91	0.00	30.3 7	35.9 3	35.4 9	10.49	0.49	5%	Q 19.92	Q	1.94
16/04/201 1 01:29	192.1 3	0.00	48.39	0.00	30.2 8	34.7 4	35.6 3	9.75	-0.25	0%	Q 19.92	Q	-
16/04/201 1 01:44	192.9 3	0.00	46.86	0.00	30.2 2	34.5 9	35.2 3	9.38	-0.62	0%	Q 19.92	Q	-
16/04/201 1 01:59	191.5 6	0.00	46.86	0.00	28.7 1	34.3 7	35.5 2	12.65	2.65	20%	Q 19.92	Q	7.63
16/04/201 1 02:14	190.0 5	0.00	47.63	0.00	29.0 7	34.5 1	35.0 9	11.61	1.61	20%	Q 19.92	Q	7.57
16/04/201 1 02:29	188.8 7	0.00	46.48	0.00	28.0 8	34.2 7	34.1 2	12.68	2.68	20%	Q 19.92	Q	7.52
16/04/201 1 02:44	187.2 8	0.00	44.58	0.00	28.2 8	34.5 7	35.1 7	13.45	3.45	50%	Q 19.92	Q	18.65
16/04/201 1 02:59	188.9 1	0.00	43.05	0.00	29.7 2	34.5 3	36.3 0	11.33	1.33	20%	Q 19.92	Q	7.53
16/04/201 1 03:14	191.1 3	0.00	43.82	0.00	29.5 3	35.0 6	36.5 9	12.44	2.44	20%	Q 19.92	Q	7.61
16/04/201 1 03:29	189.9 7	0.00	44.96	0.00	29.4 9	33.8 5	35.2 6	10.27	0.27	5%	Q 19.92	Q	1.89
16/04/201 1 03:44	192.0 9	0.00	44.96	0.00	29.7 8	34.9 3	36.1 1	11.39	1.39	20%	Q 19.92	Q	7.65
16/04/201 1 03:59	191.5 7	0.00	44.20	0.00	30.0 9	34.8 1	34.8 0	9.46	-0.54	0%	Q 19.92	Q	-
16/04/201 1 04:14	195.3 8	0.00	43.43	0.00	30.7 3	35.4 9	36.5 4	10.29	0.29	5%	Q 19.92	Q	1.95
16/04/201 1 04:29	198.9 6	0.00	44.58	0.00	31.1 3	36.5 0	37.4 0	11.08	1.08	20%	Q 19.92	Q	7.93
16/04/201 1 04:44	201.9 8	0.00	44.20	0.00	30.5 7	37.3 7	37.1 2	12.71	2.71	20%	Q 19.92	Q	8.05
16/04/201 1 04:59	215.4 5	0.00	44.96	0.00	32.4 4	41.1 6	42.4 7	16.15	6.15	75%	Q 19.92	Q	32.19
16/04/201 1 05:14	230.8	0.00	44.58	0.00	39.2 9	43.8 0	44.7 1	7.77	-2.23	0%	Q 19.92	Q	-
16/04/201 1 05:29	242.4 7	0.00	43.43	0.00	35.8 0	40.1 1	42.7 2	9.47	-0.53	0%	Q 19.92	Q	-
16/04/201 1 05:44	230.2 1	0.00	42.67	0.00	35.5 4	40.3 4	40.3 7	8.28	-1.72	0%	Q 19.92	Q	-
16/04/201 1 05:59	243.0 2	0.00	41.53	0.00	37.0 3	45.2 8	41.4 2	10.22	0.22	5%	Q 19.92	Q	2.42

16/04/201 1 06:14	248.6 2	0.00	21.72	0.38	40.9 7	41.5 4	45.2 0	6.18	-3.82	0%	Q 19.92	Q	-
16/04/201 1 06:29	246.9 8	0.00	1.91	5.33	40.9 2	41.2 9	42.1 7	1.71	-8.29	0%	Q 19.92	Q	-
16/04/201 1 06:44	233.9 1	0.00	0.76	6.48	35.9 2	36.6 5	42.8 6	11.39	1.39	20%	Q 19.92	Q	9.32
16/04/201 1 06:59	231.7	0.00	0.76	9.14	40.9 2	40.7 4	42.6 5	2.93	-7.07	0%	Q 19.92	Q	-
16/04/201 1 07:14	236.3 7	0.00	4.57	7.24	39.7 6	37.7 4	45.5 5	11.05	1.05	20%	Q 19.92	Q	9.42
16/04/201 1 07:29	233.2 4	0.00	6.48	3.05	38.2 7	36.2 7	40.0 1	5.01	-4.99	0%	Q 19.92	Q	-
16/04/201 1 07:44	216.8 1	0.00	6.86	0.38	39.9 9	40.7 0	43.3 6	4.86	-5.14	0%	Q 19.92	Q	-
16/04/201 1 07:59	240.2 8	0.00	15.62	0.00	40.9 6	39.9 6	43.8 4	5.42	-4.58	0%	Q 19.92	Q	-
16/04/201 1 08:14	245.5 7	0.00	21.72	0.00	41.3 4	42.7 7	42.9 1	2.36	-7.64	0%	Q 19.92	Q	-
16/04/201 1 08:29	251.0 8	0.00	28.58	0.00	43.6 7	41.8 6	43.3 6	2.57	-7.43	0%	Q 19.92	Q	-
16/04/201 1 08:44	256.2 4	0.00	30.10	0.00	43.6 7	44.8 9	49.0 3	6.90	-3.10	0%	Q 19.92	Q	-
16/04/201 1 08:59	272.8 2	0.00	36.96	0.00	47.9 5	43.1 7	46.5 4	5.92	-4.08	0%	Q 19.92	Q	-
16/04/201 1 09:14	268.6 3	0.00	43.82	0.00	48.1 9	46.1 7	49.4 0	3.65	-6.35	0%	Q 19.92	Q	-
16/04/201 1 09:29	273.9 9	0.00	44.96	0.00	50.8 0	44.8 5	52.4 1	9.12	-0.88	0%	Q 19.92	Q	-
16/04/201 1 09:44	281.9 1	0.00	47.24	0.00	51.8 3	45.1 8	52.2 5	9.19	-0.81	0%	Q 19.92	Q	-
16/04/201 1 09:59	298.3 2	0.00	53.72	0.00	56.4 2	47.6 5	51.6 7	8.68	-1.32	0%	Q 19.92	Q	-
16/04/201 1 10:14	302.4	0.00	56.77	0.00	54.6 3	49.4 1	57.6 5	8.32	-1.68	0%	Q 19.92	Q	-
16/04/201 1 10:29	305.0 5	0.00	57.91	0.00	57.9 0	50.6 6	55.7 4	7.50	-2.50	0%	Q 19.92	Q	-
16/04/201 1 10:44	314.9 6	0.00	55.25	0.00	58.1 1	50.0 5	56.7 1	8.93	-1.07	0%	Q 19.92	Q	-
16/04/201 1 10:59	310.2 2	0.00	57.15	0.00	57.8 2	50.6 6	56.8 0	8.05	-1.95	0%	Q 19.92	Q	-
16/04/201 1 11:14	311.2	0.00	59.44	0.00	57.4 4	52.8 0	53.1 8	5.45	-4.55	0%	Q 19.92	Q	-
16/04/201 1 11:29	314.8 8	0.00	60.20	0.00	57.0 8	50.7 4	58.0 0	8.20	-1.80	0%	Q 19.92	Q	-
16/04/201 1 11:44	317.4 5	0.00	59.44	0.00	57.9 2	51.1 9	58.8 4	8.56	-1.44	0%	Q 19.92	Q	-
16/04/201 1 11:59	326.2 9	0.00	62.87	0.00	58.3 3	53.3 1	58.1 3	5.80	-4.20	0%	Q 19.92	Q	-
16/04/201 1 12:14	329.2 7	0.00	61.34	0.00	57.8 0	54.7 9	60.4 2	4.99	-5.01	0%	Q 19.92	Q	-
16/04/201 1 12:29	327.6 9	0.00	61.34	0.00	57.6 7	56.6 2	55.8 8	1.67	-8.33	0%	Q 19.92	Q	-
16/04/201 1 12:44	324.8 1	0.00	57.15	0.00	58.3 5	54.0 3	53.9 0	5.27	-4.73	0%	Q 19.92	Q	-
16/04/201 1 12:59	323.2 8	0.00	51.05	0.00	58.9 0	55.3 3	52.0 2	6.29	-3.71	0%	Q 19.92	Q	-
16/04/201 1 13:14	327.0 1	0.00	49.15	0.00	61.1 8	56.2 5	55.7 6	5.98	-4.02	0%	Q 19.92	Q	-
16/04/201 1 13:29	329.4 2	0.00	49.15	0.00	58.7 1	59.5 7	53.6 6	6.37	-3.63	0%	Q 19.92	Q	-
16/04/201 1 13:44	327.5 6	0.00	47.24	0.00	60.5 5	55.4 2	53.6 5	7.09	-2.91	0%	Q 19.92	Q	-
16/04/201 1 13:59	323.2 6	0.00	43.82	0.00	60.1 2	56.9 4	55.1 7	4.72	-5.28	0%	Q 19.92	Q	-

16/04/201 1 14:14	323.8 3	0.00	46.10	0.00	61.4 1	56.5 9	52.4 2	8.10	-1.90	0%	Q 19.92	Q	-
16/04/201 1 14:29	322.7 7	0.00	47.24	0.00	59.2 3	52.6 5	51.2 7	8.91	-1.09	0%	Q 19.92	Q	-
16/04/201 1 14:44	316.8 8	0.00	44.96	0.00	57.5 2	54.3 0	49.6 8	7.72	-2.28	0%	Q 19.92	Q	-
16/04/201 1 14:59	310.4 1	0.00	41.91	0.00	58.4 5	50.6 9	48.6 9	11.10	1.10	20%	Q 19.92	Q	12.37
16/04/201 1 15:14	301.9 1	0.00	40.39	0.00	56.2 4	50.6 9	48.5 5	8.52	-1.48	0%	Q 19.92	Q	-
16/04/201 1 15:29	303.9 9	0.00	40.01	0.00	58.2 2	49.8 5	47.7 2	12.11	2.11	20%	Q 19.92	Q	12.11
16/04/201 1 15:44	302.5 7	0.00	40.77	0.00	57.1 2	48.8 5	49.9 6	9.90	-0.10	0%	Q 19.92	Q	-
16/04/201 1 15:59	302.5 4	0.00	38.48	0.00	57.0 8	48.2 1	48.4 1	11.41	1.41	20%	Q 19.92	Q	12.05
16/04/201 1 16:14	297.2 4	0.00	38.86	0.00	55.2 4	48.6 7	50.4 2	7.38	-2.62	0%	Q 19.92	Q	-
16/04/201 1 16:29	299.4 2	0.00	35.81	0.00	57.5 7	47.8 0	50.1 0	11.09	1.09	20%	Q 19.92	Q	11.93
16/04/201 1 16:44	295.1 1	0.00	36.58	0.00	54.2 3	48.9 6	48.6 4	7.15	-2.85	0%	Q 19.92	Q	-
16/04/201 1 16:59	302.5 4	0.00	34.29	0.00	55.3 4	52.4 6	50.6 6	4.77	-5.23	0%	Q 19.92	Q	-
16/04/201 1 17:14	310.1 9	0.00	33.15	0.00	59.5 9	51.5 5	55.8 3	7.38	-2.62	0%	Q 19.92	Q	-
16/04/201 1 17:29	335.1 4	0.00	32.00	0.00	61.2 6	62.0 3	61.1 3	0.91	-9.09	0%	Q 19.92	Q	-
16/04/201 1 17:44	380.8 1	0.00	36.20	0.00	72.2 2	71.3 2	68.8 3	2.77	-7.23	0%	Q 19.92	Q	-
16/04/201 1 17:59	423.5 6	0.00	67.06	0.00	77.7 5	76.6 6	74.1 0	2.72	-7.28	0%	Q 19.92	Q	-
16/04/201 1 18:14	437.7 4	0.00	69.34	0.00	75.4 7	79.3 4	73.1 5	4.41	-5.59	0%	Q 19.92	Q	-
16/04/201 1 18:29	443.1 9	0.00	66.68	0.00	77.9 7	83.1 2	76.0 2	5.17	-4.83	0%	Q 19.92	Q	-
16/04/201 1 18:44	458.9 4	0.00	62.48	0.00	78.2 6	82.4 8	76.9 1	4.12	-5.88	0%	Q 19.92	Q	-
16/04/201 1 18:59	458.5 3	0.00	63.63	0.00	76.9 4	81.6 3	77.7 3	3.64	-6.36	0%	Q 19.92	Q	-
16/04/201 1 19:14	452.2 1	0.00	59.82	0.00	78.2 8	80.5 0	76.2 7	2.74	-7.26	0%	Q 19.92	Q	-
16/04/201 1 19:29	454.6 7	0.00	61.34	0.00	77.4 9	79.8 0	77.4 5	1.99	-8.01	0%	Q 19.92	Q	-
16/04/201 1 19:44	448.4 9	0.00	60.58	0.00	75.3 9	80.9 4	76.2 3	4.41	-5.59	0%	Q 19.92	Q	-
16/04/201 1 19:59	433.3 9	0.00	60.96	0.00	72.7 9	78.2 2	73.1 8	4.67	-5.33	0%	Q 19.92	Q	-
16/04/201 1 20:14	425.2 1	0.00	62.10	0.00	70.0 2	76.5 0	70.8 3	5.59	-4.41	0%	Q 19.92	Q	-
16/04/201 1 20:29	412.2 8	0.00	58.67	0.00	70.1 2	71.0 1	67.3 9	3.05	-6.95	0%	Q 19.92	Q	-
16/04/201 1 20:44	402.2 1	0.00	60.58	0.00	66.6 0	70.5 9	64.2 9	5.11	-4.89	0%	Q 19.92	Q	-
16/04/201 1 20:59	381.2 9	0.00	61.34	0.00	64.2 8	63.9 6	62.9 3	1.24	-8.76	0%	Q 19.92	Q	-
16/04/201 1 21:14	363.2 5	0.00	61.34	0.00	61.0 4	62.3 1	60.6 3	1.60	-8.40	0%	Q 19.92	Q	-
16/04/201 1 21:29	346.8 3	0.00	56.77	0.00	61.5 0	57.5 1	58.3 3	4.04	-5.96	0%	Q 19.92	Q	-
16/04/201 1 21:44	329.8 9	0.00	54.86	0.00	55.5 8	54.1 8	54.9 0	1.29	-8.71	0%	Q 19.92	Q	-
16/04/201 1 21:59	302.5 1	0.00	57.91	0.00	50.7 8	50.1 1	50.7 2	0.84	-9.16	0%	Q 19.92	Q	-

16/04/201 1 22:14	283.9 7	0.00	56.01	0.00	47.0 6	47.6 4	47.4 2	0.66	-9.34	0%	Q 19.92	Q	-
16/04/201 1 22:29	269.7 2	0.00	57.15	0.00	46.7 7	46.1 3	46.8 4	0.97	-9.03	0%	Q 19.92	Q	-
16/04/201 1 22:44	257.7 8	0.00	57.91	0.00	44.7 0	43.2 0	43.8 8	1.76	-8.24	0%	Q 19.92	Q	-
16/04/201 1 22:59	245.8 7	0.00	57.53	0.00	40.5 9	41.8 2	43.0 1	2.91	-7.09	0%	Q 19.92	Q	-
16/04/201 1 23:14	236.4 3	0.00	57.15	0.00	38.4 7	39.7 9	41.8 3	4.50	-5.50	0%	Q 19.92	Q	-
16/04/201 1 23:29	222.5 7	0.00	56.01	0.00	36.3 1	40.0 7	40.4 9	6.79	-3.21	0%	Q 19.92	Q	-
16/04/201 1 23:44	218.1 8	0.00	52.96	0.00	34.5 9	38.0 2	37.2 7	5.56	-4.44	0%	Q 19.92	Q	-
16/04/201 1 23:59	210.8 2	0.00	56.77	0.00	34.3 9	37.7 1	36.8 2	5.28	-4.72	0%	Q 19.92	Q	-
17/04/201 1 00:14	207.9 9	0.00	56.01	0.00	33.8 1	36.8 8	35.7 8	4.73	-5.27	0%	Q 19.92	Q	-
17/04/201 1 00:29	202.4 2	0.00	51.44	0.00	33.1 8	36.5 1	35.4 6	5.34	-4.66	0%	Q 19.92	Q	-
17/04/201 1 00:44	199.1 1	0.00	50.29	0.00	31.2 2	36.0 3	35.1 6	8.54	-1.46	0%	Q 19.92	Q	-
17/04/201 1 00:59	192.7 4	0.00	49.91	0.00	32.5 1	34.5 0	34.6 1	4.02	-5.98	0%	Q 19.92	Q	-
17/04/201 1 01:14	193.1 8	0.00	49.53	0.00	29.5 2	36.3 2	35.2 5	12.39	2.39	20%	Q 19.92	Q	7.70
17/04/201 1 01:29	193.2 3	0.00	46.48	0.00	30.6 1	36.1 2	35.3 3	10.02	0.02	5%	Q 19.92	Q	1.92
17/04/201 1 01:44	190.0 1	0.00	45.34	0.00	30.7 4	34.3 7	35.0 2	7.90	-2.10	0%	Q 19.92	Q	-
17/04/201 1 01:59	191.0 2	0.00	47.24	0.00	30.4 8	34.4 3	35.0 0	8.48	-1.52	0%	Q 19.92	Q	-
17/04/201 1 02:14	190.7 1	0.00	46.86	0.00	30.0 1	34.7 7	34.6 3	9.44	-0.56	0%	Q 19.92	Q	-
17/04/201 1 02:29	189.7 3	0.00	44.58	0.00	28.4 5	35.7 2	34.4 4	13.45	3.45	50%	Q 19.92	Q	18.90
17/04/201 1 02:44	186.4 8	0.00	44.20	0.00	28.6 9	34.6 0	33.7 4	11.30	1.30	20%	Q 19.92	Q	7.43
17/04/201 1 02:59	184.4 8	0.00	45.72	0.00	29.3 1	34.5 5	34.0 6	10.20	0.20	5%	Q 19.92	Q	1.84
17/04/201 1 03:14	184.8 6	0.00	44.96	0.00	27.9 4	33.8 5	32.8 0	11.39	1.39	20%	Q 19.92	Q	7.36
17/04/201 1 03:29	183.7 7	0.00	46.10	0.00	29.3 7	35.4 1	33.6 5	10.48	0.48	5%	Q 19.92	Q	1.83
17/04/201 1 03:44	187.0 7	0.00	43.43	0.00	29.4 7	34.5 5	32.9 8	8.86	-1.14	0%	Q 19.92	Q	-
17/04/201 1 03:59	187.2 9	0.00	43.05	0.00	29.9 8	34.6 7	34.3 4	9.14	-0.86	0%	Q 19.92	Q	-
17/04/201 1 04:14	193.6 9	0.00	43.43	0.00	31.6 2	35.7 1	36.3 5	8.51	-1.49	0%	Q 19.92	Q	-
17/04/201 1 04:29	201.5 7	0.00	41.15	0.00	32.4 4	36.9 9	37.0 5	8.60	-1.40	0%	Q 19.92	Q	-
17/04/201 1 04:44	201.1 1	0.00	42.29	0.00	31.4 4	37.2 0	38.0 2	11.57	1.57	20%	Q 19.92	Q	8.01
17/04/201 1 04:59	208.3 9	0.00	41.91	0.00	31.9 6	39.4 0	38.5 0	12.73	2.73	20%	Q 19.92	Q	8.30
17/04/201 1 05:14	215.3 9	0.00	41.91	0.00	31.7 9	39.5 0	43.5 0	16.92	6.92	75%	Q 19.92	Q	32.18
17/04/201 1 05:29	220.7 9	0.00	41.15	0.00	33.7 0	40.6 4	41.1 2	12.44	2.44	20%	Q 19.92	Q	8.80
17/04/201 1 05:44	201.7 2	0.00	43.05	0.00	30.2 5	33.1 8	34.2 7	7.11	-2.89	0%	Q 19.92	Q	-
17/04/201 1 05:59	194.8 2	0.00	42.29	0.00	32.6 5	36.0 6	32.1 4	7.27	-2.73	0%	Q 19.92	Q	-

17/04/201 1 06:14	203.2 6	0.00	35.81	0.00	32.4 4	34.1 2	36.4 3	6.12	-3.88	0%	Q 19.92	Q	-
17/04/201 1 06:29	208.9 2	0.00	11.05	0.76	34.2 2	36.5 6	36.9 8	4.73	-5.27	0%	Q 19.92	Q	-
17/04/201 1 06:44	210.0 4	0.00	5.33	1.14	37.6 7	35.7 5	38.7 9	4.42	-5.58	0%	Q 19.92	Q	-
17/04/201 1 06:59	216.1 9	0.00	3.43	3.81	34.3 6	36.3 8	39.7 6	7.95	-2.05	0%	Q 19.92	Q	-
17/04/201 1 07:14	224.3 4	0.00	1.14	4.19	38.7 1	35.9 3	41.5 0	7.20	-2.80	0%	Q 19.92	Q	-
17/04/201 1 07:29	231.7 3	0.00	3.05	1.14	40.5 3	40.1 1	43.4 2	5.00	-5.00	0%	Q 19.92	Q	-
17/04/201 1 07:44	241.0 3	0.00	4.95	0.38	39.9 2	40.1 8	44.8 5	7.68	-2.32	0%	Q 19.92	Q	-
17/04/201 1 07:59	246.5 4	0.00	5.33	0.38	43.3 6	39.5 9	45.8 4	7.78	-2.22	0%	Q 19.92	Q	-
17/04/201 1 08:14	256.2	0.00	9.53	0.38	44.7 0	41.2 8	47.3 1	7.09	-2.91	0%	Q 19.92	Q	-
17/04/201 1 08:29	264.8 2	0.00	12.57	0.00	46.7 5	44.2 1	47.4 5	4.18	-5.82	0%	Q 19.92	Q	-
17/04/201 1 08:44	273.4 8	0.00	18.29	0.00	48.2 0	47.8 6	50.2 4	3.02	-6.98	0%	Q 19.92	Q	-
17/04/201 1 08:59	281.1 8	0.00	22.48	0.00	50.8 9	44.1 7	50.3 9	8.90	-1.10	0%	Q 19.92	Q	-
17/04/201 1 09:14	285.6	0.00	22.86	0.00	48.7 2	50.4 8	52.5 2	3.85	-6.15	0%	Q 19.92	Q	-
17/04/201 1 09:29	288.5 7	0.00	28.96	0.00	51.3 1	48.7 5	50.6 7	2.97	-7.03	0%	Q 19.92	Q	-
17/04/201 1 09:44	285.2 1	0.00	28.96	0.00	50.9 6	48.1 4	49.1 8	3.10	-6.90	0%	Q 19.92	Q	-
17/04/201 1 09:59	290.1	0.00	33.53	0.00	52.9 1	48.7 2	50.2 9	4.48	-5.52	0%	Q 19.92	Q	-
17/04/201 1 10:14	298.4 4	0.00	33.91	0.00	52.4 1	52.5 9	52.6 2	0.25	-9.75	0%	Q 19.92	Q	-
17/04/201 1 10:29	302.0 3	0.00	34.29	0.00	55.6 0	51.9 2	53.7 9	3.44	-6.56	0%	Q 19.92	Q	-
17/04/201 1 10:44	307.6 2	0.00	32.00	0.00	54.0 0	49.7 6	52.2 2	4.30	-5.70	0%	Q 19.92	Q	-
17/04/201 1 10:59	298.4 1	0.00	30.10	0.00	55.9 5	50.0 7	50.2 9	7.38	-2.62	0%	Q 19.92	Q	-
17/04/201 1 11:14	300.2 5	0.00	38.48	0.00	54.9 2	50.2 7	55.4 6	6.13	-3.87	0%	Q 19.92	Q	-
17/04/201 1 11:29	305.1 3	0.00	42.29	0.00	53.9 4	50.1 7	53.4 4	4.47	-5.53	0%	Q 19.92	Q	-
17/04/201 1 11:44	304.2 2	0.00	43.43	0.00	55.1 9	49.0 1	54.8 0	7.53	-2.47	0%	Q 19.92	Q	-
17/04/201 1 11:59	305.3 8	0.00	42.29	0.00	53.4 7	52.7 0	54.0 8	1.34	-8.66	0%	Q 19.92	Q	-
17/04/201 1 12:14	309.2 6	0.00	44.20	0.00	57.9 3	50.9 5	52.7 5	7.52	-2.48	0%	Q 19.92	Q	-
17/04/201 1 12:29	307.8 3	0.00	46.48	0.00	54.7 4	51.1 9	50.3 8	5.06	-4.94	0%	Q 19.92	Q	-
17/04/201 1 12:44	312.9 5	0.00	44.58	0.00	58.1 8	51.8 4	54.9 7	5.79	-4.21	0%	Q 19.92	Q	-
17/04/201 1 12:59	304.0 7	0.00	44.20	0.00	54.7 3	47.8 6	52.7 6	7.58	-2.42	0%	Q 19.92	Q	-
17/04/201 1 13:14	300.2 4	0.00	41.15	0.00	54.3 1	48.6 6	56.7 7	8.61	-1.39	0%	Q 19.92	Q	-
17/04/201 1 13:29	299.9 6	0.00	42.67	0.00	54.6 1	49.8 1	55.1 0	6.33	-3.67	0%	Q 19.92	Q	-
17/04/201 1 13:44	301.4 7	0.00	38.86	0.00	53.1 9	48.6 0	53.3 9	6.04	-3.96	0%	Q 19.92	Q	-
17/04/201 1 13:59	299.3	0.00	38.86	0.00	56.7 4	49.9 2	49.5 6	8.96	-1.04	0%	Q 19.92	Q	-

17/04/201 1 14:14	302.0 3	0.00	38.48	0.00	54.1 9	46.8 6	53.6 3	9.12	-0.88	0%	Q 19.92	Q	-
17/04/201 1 14:29	296.6 2	0.00	35.81	0.00	55.7 5	47.1 4	50.9 4	8.72	-1.28	0%	Q 19.92	Q	-
17/04/201 1 14:44	296.7 6	0.00	36.58	0.00	55.7 5	48.3 4	52.6 7	7.49	-2.51	0%	Q 19.92	Q	-
17/04/201 1 14:59	302.2 5	0.00	32.00	0.00	52.4 4	49.5 7	52.8 7	3.98	-6.02	0%	Q 19.92	Q	-
17/04/201 1 15:14	292.8	0.00	29.72	0.00	50.2 6	49.1 5	49.7 7	1.16	-8.84	0%	Q 19.92	Q	-
17/04/201 1 15:29	292.4 9	0.00	29.72	0.00	53.6 9	47.5 6	54.3 1	8.28	-1.72	0%	Q 19.92	Q	-
17/04/201 1 15:44	293.2 2	0.00	27.43	0.00	51.2 3	48.3 7	49.5 4	3.05	-6.95	0%	Q 19.92	Q	-
17/04/201 1 15:59	295.0 4	0.00	23.62	0.00	52.1 5	47.0 9	51.7 1	6.41	-3.59	0%	Q 19.92	Q	-
17/04/201 1 16:14	287.3 9	0.00	23.62	0.00	54.3 2	45.3 9	50.1 0	9.10	-0.90	0%	Q 19.92	Q	-
17/04/201 1 16:29	286.9 9	0.00	21.72	0.00	52.3 6	46.3 5	49.6 3	6.26	-3.74	0%	Q 19.92	Q	-
17/04/201 1 16:44	284.5	0.00	24.00	0.00	50.1 6	49.1 8	50.0 0	1.21	-8.79	0%	Q 19.92	Q	-
17/04/201 1 16:59	298.9	0.00	21.34	0.00	53.6 4	46.8 1	53.5 9	8.84	-1.16	0%	Q 19.92	Q	-
17/04/201 1 17:14	298.0 1	0.00	19.43	0.00	52.5 7	47.7 1	51.7 0	5.82	-4.18	0%	Q 19.92	Q	-
17/04/201 1 17:29	290.6 5	0.00	19.05	0.00	52.8 1	45.9 2	49.7 8	7.24	-2.76	0%	Q 19.92	Q	-
17/04/201 1 17:44	291.5	0.00	22.86	0.00	54.7 0	47.5 8	52.7 9	7.95	-2.05	0%	Q 19.92	Q	-
17/04/201 1 17:59	299.0 1	0.00	48.77	0.00	56.6 0	51.8 0	51.9 3	5.91	-4.09	0%	Q 19.92	Q	-
17/04/201 1 18:14	350.1 2	0.00	65.53	0.00	70.8 4	72.7 2	71.6 0	1.39	-8.61	0%	Q 19.92	Q	-
17/04/201 1 18:29	429	0.00	63.25	0.00	77.0 6	79.6 1	76.0 7	2.62	-7.38	0%	Q 19.92	Q	-
17/04/201 1 18:44	455.3 9	0.00	59.82	0.00	79.4 6	81.8 2	79.3 6	2.00	-8.00	0%	Q 19.92	Q	-
17/04/201 1 18:59	458.1 5	0.00	59.44	0.00	81.1 3	81.7 7	82.1 6	0.68	-9.32	0%	Q 19.92	Q	-
17/04/201 1 19:14	453.5 6	0.00	57.53	0.00	78.9 9	80.9 1	79.0 0	1.60	-8.40	0%	Q 19.92	Q	-
17/04/201 1 19:29	447.3 6	0.00	57.15	0.00	75.7 1	80.3 9	78.7 7	3.30	-6.70	0%	Q 19.92	Q	-
17/04/201 1 19:44	444.2 2	0.00	56.01	0.00	76.0 3	78.3 5	75.3 1	2.33	-7.67	0%	Q 19.92	Q	-
17/04/201 1 19:59	432.8 9	0.00	56.01	0.00	71.2 3	78.2 2	74.7 4	4.68	-5.32	0%	Q 19.92	Q	-
17/04/201 1 20:14	427.6 8	0.00	55.25	0.00	72.0 8	76.7 9	74.8 2	3.33	-6.67	0%	Q 19.92	Q	-
17/04/201 1 20:29	419.0 7	0.00	54.86	0.00	69.1 4	74.4 8	71.7 5	3.75	-6.25	0%	Q 19.92	Q	-
17/04/201 1 20:44	410.6 4	0.00	53.72	0.00	68.0 3	73.0 3	70.4 7	3.57	-6.43	0%	Q 19.92	Q	-
17/04/201 1 20:59	401.1 2	0.00	52.58	0.00	67.0 6	70.0 0	66.8 6	2.98	-7.02	0%	Q 19.92	Q	-
17/04/201 1 21:14	389.2 4	0.00	48.77	0.00	64.0 1	67.6 7	65.9 5	2.83	-7.17	0%	Q 19.92	Q	-
17/04/201 1 21:29	373.9 2	0.00	50.29	0.00	60.6 5	64.9 7	64.1 3	4.11	-5.89	0%	Q 19.92	Q	-
17/04/201 1 21:44	359.8 5	0.00	50.67	0.00	61.0 3	64.8 9	60.8 3	4.24	-5.76	0%	Q 19.92	Q	-
17/04/201 1 21:59	342.4 4	0.00	51.82	0.00	58.5 2	58.5 2	56.8 0	1.98	-8.02	0%	Q 19.92	Q	-

17/04/201 1 22:14	325.0 6	0.00	53.34	0.00	56.5 5	56.0 0	53.6 4	3.17	-6.83	0%	Q 19.92	Q	-
17/04/201 1 22:29	311.1 9	0.00	51.82	0.00	51.4 3	52.0 9	52.2 4	0.94	-9.06	0%	Q 19.92	Q	-
17/04/201 1 22:44	292.5 8	0.00	51.44	0.00	46.1 4	49.3 9	48.9 8	4.21	-5.79	0%	Q 19.92	Q	-
17/04/201 1 22:59	272.7 2	0.00	48.01	0.00	45.3 8	47.7 6	48.3 7	3.79	-6.21	0%	Q 19.92	Q	-
17/04/201 1 23:14	258.8 4	0.00	46.86	0.00	42.4 7	44.5 4	44.6 5	3.23	-6.77	0%	Q 19.92	Q	-
17/04/201 1 23:29	246.5 2	0.00	47.63	0.00	38.6 9	42.9 9	43.0 4	6.94	-3.06	0%	Q 19.92	Q	-
17/04/201 1 23:44	234.0 9	0.00	48.39	0.00	37.8 8	42.4 4	40.7 5	6.14	-3.86	0%	Q 19.92	Q	-
17/04/201 1 23:59	226.4 1	0.00	49.15	0.00	36.0 6	40.8 0	39.8 5	7.31	-2.69	0%	Q 19.92	Q	-
18/04/201 1 00:14	221.9 3	0.00	49.53	0.00	35.8 0	39.6 9	38.8 1	6.04	-3.96	0%	Q 19.92	Q	-
18/04/201 1 00:29	214.2 5	0.00	48.77	0.00	34.6 7	38.6 3	38.3 1	6.81	-3.19	0%	Q 19.92	Q	-
18/04/201 1 00:44	209.4 1	0.00	49.15	0.00	33.7 1	38.3 2	37.8 2	7.94	-2.06	0%	Q 19.92	Q	-
18/04/201 1 00:59	208.0 6	0.00	49.91	0.00	32.7 7	37.5 7	37.5 8	8.90	-1.10	0%	Q 19.92	Q	-
18/04/201 1 01:14	202.9 8	0.00	50.29	0.00	32.6 7	37.3 6	36.5 9	8.08	-1.92	0%	Q 19.92	Q	-
18/04/201 1 01:29	200.0 2	0.00	49.53	0.00	31.1 9	36.8 5	35.5 2	9.65	-0.35	0%	Q 19.92	Q	-
18/04/201 1 01:44	198.0 8	0.00	49.91	0.00	30.8 5	37.5 2	35.6 0	10.98	0.98	5%	Q 19.92	Q	1.97
18/04/201 1 01:59	196.8 6	0.00	51.05	0.00	31.1 2	36.7 0	35.5 0	9.64	-0.36	0%	Q 19.92	Q	-
18/04/201 1 02:14	196.6 8	0.00	50.29	0.00	31.2 7	36.7 3	35.0 2	8.94	-1.06	0%	Q 19.92	Q	-
18/04/201 1 02:29	195.6 1	0.00	50.67	0.00	31.5 0	35.5 8	35.4 7	7.85	-2.15	0%	Q 19.92	Q	-
18/04/201 1 02:44	194.3 3	0.00	51.44	0.00	30.6 4	35.4 9	34.8 6	8.98	-1.02	0%	Q 19.92	Q	-
18/04/201 1 02:59	191.9 8	0.00	52.96	0.00	31.3 0	34.9 0	33.9 2	6.21	-3.79	0%	Q 19.92	Q	-
18/04/201 1 03:14	192.8 6	0.00	52.58	0.00	29.9 7	35.6 8	35.5 8	11.18	1.18	20%	Q 19.92	Q	7.68
18/04/201 1 03:29	193.5 7	0.00	52.20	0.00	31.1 9	35.1 3	35.5 6	8.16	-1.84	0%	Q 19.92	Q	-
18/04/201 1 03:44	195.2 4	0.00	52.20	0.00	31.0 8	36.0 0	34.0 5	7.80	-2.20	0%	Q 19.92	Q	-
18/04/201 1 03:59	192.9 3	0.00	48.01	0.00	31.5 3	36.9 6	33.7 0	8.50	-1.50	0%	Q 19.92	Q	-
18/04/201 1 04:14	193.6 9	0.00	50.29	0.00	30.2 7	35.5 7	35.9 1	10.75	0.75	5%	Q 19.92	Q	1.93
18/04/201 1 04:29	196.5 3	0.00	45.72	0.00	31.1 2	37.4 4	35.2 0	10.02	0.02	5%	Q 19.92	Q	1.96
18/04/201 1 04:44	200.6 1	0.00	47.24	0.00	31.1 1	37.8 3	35.9 9	11.05	1.05	20%	Q 19.92	Q	7.99
18/04/201 1 04:59	202.0 7	0.00	44.58	0.00	31.5 0	37.6 2	37.5 9	11.44	1.44	20%	Q 19.92	Q	8.05
18/04/201 1 05:14	204.9 8	0.00	44.96	0.00	32.3 6	36.7 5	37.7 4	9.14	-0.86	0%	Q 19.92	Q	-
18/04/201 1 05:29	190.5 7	0.00	42.67	0.00	27.3 2	29.1 5	32.3 2	9.20	-0.80	0%	Q 19.92	Q	-
18/04/201 1 05:44	171.7 9	0.00	44.58	0.00	27.3 3	27.1 5	29.5 7	5.54	-4.46	0%	Q 19.92	Q	-
18/04/201 1 05:59	170.7 7	0.00	43.05	0.00	27.6 9	29.6 5	31.1 1	6.08	-3.92	0%	Q 19.92	Q	-

18/04/201 1 06:14	182.5 1	0.00	44.20	0.00	30.1 7	30.0 1	33.6 7	7.63	-2.37	0%	Q 19.92	Q	-
18/04/201 1 06:29	184.3 8	0.00	19.43	0.00	30.6 2	32.6 4	35.0 0	6.86	-3.14	0%	Q 19.92	Q	-
18/04/201 1 06:44	194.8 9	0.00	9.14	0.38	33.0 9	33.6 6	35.6 0	4.35	-5.65	0%	Q 19.92	Q	-
18/04/201 1 06:59	202.4 1	0.00	10.67	1.14	34.2 6	33.9 6	36.0 3	3.68	-6.32	0%	Q 19.92	Q	-
18/04/201 1 07:14	208.9 4	0.00	9.53	0.38	34.8 2	34.0 5	41.0 8	12.09	2.09	20%	Q 19.92	Q	8.32
18/04/201 1 07:29	216.7 9	0.00	13.34	0.00	37.3 6	37.1 1	43.3 5	10.38	0.38	5%	Q 19.92	Q	2.16
18/04/201 1 07:44	230.3 7	0.00	20.19	0.00	36.4 6	36.1 3	44.1 7	13.49	3.49	50%	Q 19.92	Q	22.94
18/04/201 1 07:59	240.0 1	0.00	23.24	0.00	43.2 6	40.8 4	44.9 4	5.05	-4.95	0%	Q 19.92	Q	-
18/04/201 1 08:14	249.0 4	0.00	30.10	0.00	43.1 7	42.2 6	46.1 1	5.16	-4.84	0%	Q 19.92	Q	-
18/04/201 1 08:29	261.3 3	0.00	29.72	0.00	47.6 5	41.8 1	49.0 9	9.47	-0.53	0%	Q 19.92	Q	-
18/04/201 1 08:44	269.3 5	0.00	33.15	0.00	47.5 5	43.4 1	46.6 8	5.38	-4.62	0%	Q 19.92	Q	-
18/04/201 1 08:59	274.1 2	0.00	38.48	0.00	50.9 0	43.1 2	51.9 3	11.37	1.37	20%	Q 19.92	Q	10.92
18/04/201 1 09:14	281.0 6	0.00	34.67	0.00	49.8 7	46.5 5	49.2 5	4.13	-5.87	0%	Q 19.92	Q	-
18/04/201 1 09:29	281.0 7	0.00	33.15	0.00	51.3 3	43.8 5	52.3 7	10.84	0.84	5%	Q 19.92	Q	2.80
18/04/201 1 09:44	281.1 5	0.00	38.10	0.00	47.9 7	44.9 6	51.4 8	6.95	-3.05	0%	Q 19.92	Q	-
18/04/201 1 09:59	281.6 6	0.00	39.62	0.00	49.4 7	45.8 6	53.2 4	7.50	-2.50	0%	Q 19.92	Q	-
18/04/201 1 10:14	281.2 9	0.00	41.53	0.00	50.6 5	46.3 9	50.5 7	5.72	-4.28	0%	Q 19.92	Q	-
18/04/201 1 10:29	285.9 7	0.00	46.86	0.00	52.7 5	44.8 8	52.0 9	10.07	0.07	5%	Q 19.92	Q	2.85
18/04/201 1 10:44	295.7 9	0.00	57.15	0.00	50.7 9	45.1 3	56.3 1	11.06	1.06	20%	Q 19.92	Q	11.78
18/04/201 1 10:59	294.7 1	0.00	64.01	0.00	50.3 0	46.2 0	55.0 9	9.02	-0.98	0%	Q 19.92	Q	-
18/04/201 1 11:14	294.7 1	0.00	61.34	0.00	52.7 5	46.5 5	50.9 4	7.05	-2.95	0%	Q 19.92	Q	-
18/04/201 1 11:29	295.6 1	0.00	63.63	0.00	51.6 1	46.7 0	54.3 8	8.25	-1.75	0%	Q 19.92	Q	-
18/04/201 1 11:44	297.5 2	0.00	60.20	0.00	51.7 8	45.7 2	52.3 7	8.48	-1.52	0%	Q 19.92	Q	-
18/04/201 1 11:59	292.5 3	0.00	61.34	0.00	51.9 0	47.6 1	52.0 4	5.75	-4.25	0%	Q 19.92	Q	-
18/04/201 1 12:14	299.8 2	0.00	68.20	0.00	56.0 9	47.0 0	52.3 2	9.27	-0.73	0%	Q 19.92	Q	-
18/04/201 1 12:29	300.2 9	0.00	67.06	0.00	52.3 7	48.5 3	54.2 5	6.16	-3.84	0%	Q 19.92	Q	-
18/04/201 1 12:44	301.7 3	0.00	64.01	0.00	52.2 2	48.8 3	51.4 7	3.95	-6.05	0%	Q 19.92	Q	-
18/04/201 1 12:59	296.1 1	0.00	59.44	0.00	53.1 0	48.0 9	52.0 8	5.87	-4.13	0%	Q 19.92	Q	-
18/04/201 1 13:14	290.9 8	0.00	59.82	0.00	51.0 0	47.6 5	50.3 6	4.07	-5.93	0%	Q 19.92	Q	-
18/04/201 1 13:29	288.2 1	0.00	55.25	0.00	53.0 3	46.1 9	49.5 3	6.95	-3.05	0%	Q 19.92	Q	-
18/04/201 1 13:44	287.3 5	0.00	56.77	0.00	52.7 1	46.3 7	50.3 5	6.91	-3.09	0%	Q 19.92	Q	-
18/04/201 1 13:59	287.9 1	0.00	54.10	0.00	52.3 7	46.3 5	47.6 4	7.34	-2.66	0%	Q 19.92	Q	-

18/04/201 1 14:14	286.2 3	0.00	52.96	0.00	54.0 1	46.0 8	49.2 9	8.47	-1.53	0%	Q 19.92	Q	-
18/04/201 1 14:29	283.3 8	0.00	54.10	0.00	52.4 4	44.4 5	47.7 3	8.78	-1.22	0%	Q 19.92	Q	-
18/04/201 1 14:44	277.3 2	0.00	52.20	0.00	49.7 3	43.1 0	48.4 1	8.45	-1.55	0%	Q 19.92	Q	-
18/04/201 1 14:59	275.3 2	0.00	57.53	0.00	50.4 3	43.8 9	47.4 8	7.14	-2.86	0%	Q 19.92	Q	-
18/04/201 1 15:14	270.0 6	0.00	52.20	0.00	48.6 4	42.4 7	47.8 8	8.33	-1.67	0%	Q 19.92	Q	-
18/04/201 1 15:29	270.1 6	0.00	50.29	0.00	48.9 6	44.0 2	48.1 8	6.45	-3.55	0%	Q 19.92	Q	-
18/04/201 1 15:44	273.8 7	0.00	48.77	0.00	49.3 8	44.2 8	48.2 0	6.36	-3.64	0%	Q 19.92	Q	-
18/04/201 1 15:59	274.6 2	0.00	47.24	0.00	50.9 4	41.9 3	49.0 2	11.35	1.35	20%	Q 19.92	Q	10.94
18/04/201 1 16:14	277.3 4	0.00	48.39	0.00	47.6 5	44.3 6	47.6 3	4.70	-5.30	0%	Q 19.92	Q	-
18/04/201 1 16:29	278.8 6	0.00	45.72	0.00	50.3 4	43.4 1	48.6 6	8.55	-1.45	0%	Q 19.92	Q	-
18/04/201 1 16:44	280.4 5	0.00	43.43	0.00	49.5 6	45.8 1	47.9 5	4.11	-5.89	0%	Q 19.92	Q	-
18/04/201 1 16:59	283.4 6	0.00	44.58	0.00	50.1 5	46.0 3	50.2 6	5.70	-4.30	0%	Q 19.92	Q	-
18/04/201 1 17:14	296.8 6	0.00	41.15	0.00	53.1 0	47.8 2	52.5 1	6.50	-3.50	0%	Q 19.92	Q	-
18/04/201 1 17:29	306.7 3	0.00	38.86	0.00	54.5 8	50.5 2	55.5 1	5.63	-4.37	0%	Q 19.92	Q	-
18/04/201 1 17:44	336.7 2	0.00	36.58	0.00	60.7 8	59.7 8	59.9 0	1.04	-8.96	0%	Q 19.92	Q	-
18/04/201 1 17:59	355.5 6	0.00	57.91	0.00	64.1 3	62.6 3	62.9 4	1.42	-8.58	0%	Q 19.92	Q	-
18/04/201 1 18:14	377.1 8	0.00	73.53	0.00	71.9 8	74.1 3	64.5 6	8.06	-1.94	0%	Q 19.92	Q	-
18/04/201 1 18:29	411.7 7	0.00	70.10	0.00	73.0 8	78.0 6	70.5 9	5.61	-4.39	0%	Q 19.92	Q	-
18/04/201 1 18:44	426.1 3	0.00	68.20	0.00	75.0 2	77.7 3	70.5 5	5.22	-4.78	0%	Q 19.92	Q	-
18/04/201 1 18:59	434.7 8	0.00	70.49	0.00	75.0 3	78.2 1	72.6 1	3.89	-6.11	0%	Q 19.92	Q	-
18/04/201 1 19:14	439.0 8	0.00	68.96	0.00	74.9 8	78.6 8	73.7 3	3.80	-6.20	0%	Q 19.92	Q	-
18/04/201 1 19:29	435.5 6	0.00	69.34	0.00	72.4 9	77.3 1	74.2 9	3.50	-6.50	0%	Q 19.92	Q	-
18/04/201 1 19:44	425.1 1	0.00	67.82	0.00	72.4 7	74.5 2	71.6 2	2.26	-7.74	0%	Q 19.92	Q	-
18/04/201 1 19:59	415.4 3	0.00	70.10	0.00	69.9 5	73.4 2	68.2 6	4.08	-5.92	0%	Q 19.92	Q	-
18/04/201 1 20:14	405.7 9	0.00	68.96	0.00	66.6 3	71.6 5	66.7 2	4.85	-5.15	0%	Q 19.92	Q	-
18/04/201 1 20:29	395.5 6	0.00	65.53	0.00	68.3 1	69.5 3	65.4 6	3.40	-6.60	0%	Q 19.92	Q	-
18/04/201 1 20:44	384.8 3	0.00	65.15	0.00	65.6 5	66.0 2	61.4 5	4.54	-5.46	0%	Q 19.92	Q	-
18/04/201 1 20:59	365.1 4	0.00	57.53	0.00	61.8 7	64.8 2	60.2 7	4.01	-5.99	0%	Q 19.92	Q	-
18/04/201 1 21:14	350.6 1	0.00	56.39	0.00	59.1 5	59.1 5	57.7 8	1.56	-8.44	0%	Q 19.92	Q	-
18/04/201 1 21:29	335.1 7	0.00	55.63	0.00	55.6 7	56.4 8	56.7 5	1.12	-8.88	0%	Q 19.92	Q	-
18/04/201 1 21:44	320.8 9	0.00	58.67	0.00	55.8 0	54.0 5	52.1 7	3.40	-6.60	0%	Q 19.92	Q	-
18/04/201 1 21:59	305.8 1	0.00	58.29	0.00	49.7 2	51.8 2	50.2 8	2.40	-7.60	0%	Q 19.92	Q	-

18/04/201 1 22:14	284.5 8	0.00	56.77	0.00	46.8 6	47.7 7	47.6 5	1.19	-8.81	0%	Q 19.92	Q	-
18/04/201 1 22:29	270.3 9	0.00	59.06	0.00	44.0 1	45.7 8	46.3 5	3.02	-6.98	0%	Q 19.92	Q	-
18/04/201 1 22:44	255.9 3	0.00	54.10	0.00	42.3 3	42.5 3	45.0 9	4.09	-5.91	0%	Q 19.92	Q	-
18/04/201 1 22:59	244	0.00	52.20	0.00	39.4 1	41.9 6	44.3 2	5.94	-4.06	0%	Q 19.92	Q	-
18/04/201 1 23:14	235.1 3	0.00	52.20	0.00	38.1 1	39.5 1	40.5 4	3.24	-6.76	0%	Q 19.92	Q	-
18/04/201 1 23:29	225.3	0.00	52.96	0.00	37.1 8	38.7 1	41.0 7	5.34	-4.66	0%	Q 19.92	Q	-
18/04/201 1 23:44	219.9 3	0.00	54.48	0.00	35.5 5	39.7 0	38.7 2	6.42	-3.58	0%	Q 19.92	Q	-
18/04/201 1 23:59	213.3 6	0.00	54.48	0.00	35.2 1	37.7 8	37.1 3	4.08	-5.92	0%	Q 19.92	Q	-
19/04/201 1 00:14	208.8 4	0.00	51.44	0.00	34.3 9	36.6 4	36.9 2	4.43	-5.57	0%	Q 19.92	Q	-
19/04/201 1 00:29	203.8 4	0.00	52.20	0.00	33.3 0	36.6 3	36.5 7	6.20	-3.80	0%	Q 19.92	Q	-
19/04/201 1 00:44	201.9 4	0.00	50.29	0.00	33.3 8	36.7 9	35.6 0	5.32	-4.68	0%	Q 19.92	Q	-
19/04/201 1 00:59	199.6 9	0.00	49.15	0.00	32.3 0	37.0 4	36.7 9	8.70	-1.30	0%	Q 19.92	Q	-
19/04/201 1 01:14	201.0 3	0.00	48.01	0.00	33.1 6	36.9 2	35.3 8	5.67	-4.33	0%	Q 19.92	Q	-
19/04/201 1 01:29	197.3 3	0.00	48.77	0.00	32.3 7	36.3 0	36.1 5	7.36	-2.64	0%	Q 19.92	Q	-
19/04/201 1 01:44	197.2	0.00	49.91	0.00	32.1 7	36.1 3	33.8 8	6.08	-3.92	0%	Q 19.92	Q	-
19/04/201 1 01:59	194.6 7	0.00	49.53	0.00	31.5 9	35.4 5	34.4 0	6.58	-3.42	0%	Q 19.92	Q	-
19/04/201 1 02:14	193.7 7	0.00	49.53	0.00	30.9 6	35.3 4	35.6 2	8.87	-1.13	0%	Q 19.92	Q	-
19/04/201 1 02:29	196.3	0.00	50.29	0.00	31.7 0	35.4 3	35.5 6	7.39	-2.61	0%	Q 19.92	Q	-
19/04/201 1 02:44	195.0 3	0.00	49.53	0.00	31.0 1	36.2 9	35.2 0	9.24	-0.76	0%	Q 19.92	Q	-
19/04/201 1 02:59	196.3 8	0.00	49.91	0.00	32.1 4	36.4 8	35.6 4	7.52	-2.48	0%	Q 19.92	Q	-
19/04/201 1 03:14	196.7 1	0.00	50.67	0.00	31.2 6	36.2 9	37.0 6	10.35	0.35	5%	Q 19.92	Q	1.96
19/04/201 1 03:29	197.8 7	0.00	50.29	0.00	30.5 8	35.3 5	36.2 4	10.21	0.21	5%	Q 19.92	Q	1.97
19/04/201 1 03:44	197.5 9	0.00	49.91	0.00	31.9 0	37.2 4	35.8 7	8.87	-1.13	0%	Q 19.92	Q	-
19/04/201 1 03:59	198.5 6	0.00	49.15	0.00	31.1 6	35.6 5	37.0 7	10.01	0.01	5%	Q 19.92	Q	1.98
19/04/201 1 04:14	205.4 2	0.00	48.39	0.00	31.1 2	38.5 3	38.5 7	13.73	3.73	50%	Q 19.92	Q	20.46
19/04/201 1 04:29	208.8 7	0.00	44.20	0.00	33.4 3	38.0 6	39.1 5	9.35	-0.65	0%	Q 19.92	Q	-
19/04/201 1 04:44	215.5 3	0.00	42.29	0.00	33.9 3	41.2 6	39.7 0	11.40	1.40	20%	Q 19.92	Q	8.59
19/04/201 1 04:59	228.7 6	0.00	41.91	0.00	36.1 0	43.2 6	44.1 6	12.32	2.32	20%	Q 19.92	Q	9.11
19/04/201 1 05:14	246.9 1	0.00	39.62	0.00	38.7 7	43.5 6	47.9 6	10.73	0.73	5%	Q 19.92	Q	2.46
19/04/201 1 05:29	230.0 8	0.00	41.15	0.00	32.3 5	35.4 7	39.5 1	10.44	0.44	5%	Q 19.92	Q	2.29
19/04/201 1 05:44	219.5 1	0.00	40.01	0.00	34.0 9	38.1 0	39.8 2	8.70	-1.30	0%	Q 19.92	Q	-
19/04/201 1 05:59	235.2 8	0.00	48.77	0.00	40.1 6	38.8 5	42.2 6	4.54	-5.46	0%	Q 19.92	Q	-

19/04/201 1 06:14	239.7 3	0.00	30.86	0.00	37.4 8	41.7 1	37.2 7	7.44	-2.56	0%	Q 19.92	Q	-
19/04/201 1 06:29	234.5	0.00	8.38	1.52	41.0 2	39.9 8	39.1 7	2.40	-7.60	0%	Q 19.92	Q	-
19/04/201 1 06:44	230.9 9	0.00	3.43	2.29	38.2 0	39.4 1	38.2 9	2.01	-7.99	0%	Q 19.92	Q	-
19/04/201 1 06:59	228.3 9	0.00	6.10	2.67	37.1 3	39.6 6	42.8 4	7.43	-2.57	0%	Q 19.92	Q	-
19/04/201 1 07:14	228.7 8	0.00	9.53	2.29	36.9 8	39.1 7	39.4 3	4.01	-5.99	0%	Q 19.92	Q	-
19/04/201 1 07:29	232.4 7	0.00	15.24	1.14	41.5 7	41.0 7	40.5 0	1.33	-8.67	0%	Q 19.92	Q	-
19/04/201 1 07:44	237.8 3	0.00	18.67	0.00	40.5 9	42.3 6	41.0 8	2.46	-7.54	0%	Q 19.92	Q	-
19/04/201 1 07:59	246.0 2	0.00	18.29	0.00	42.5 2	44.6 8	40.1 2	5.47	-4.53	0%	Q 19.92	Q	-
19/04/201 1 08:14	261.0 7	0.00	19.43	0.00	45.3 1	47.8 2	44.0 1	4.61	-5.39	0%	Q 19.92	Q	-
19/04/201 1 08:29	274.1 4	0.00	28.96	0.00	45.2 0	48.7 5	47.0 9	3.86	-6.14	0%	Q 19.92	Q	-
19/04/201 1 08:44	282.3 6	0.00	39.62	0.00	48.1 1	50.9 8	50.7 0	3.65	-6.35	0%	Q 19.92	Q	-
19/04/201 1 08:59	288.4 5	0.00	43.82	0.00	49.1 3	50.7 5	51.0 0	2.31	-7.69	0%	Q 19.92	Q	-
19/04/201 1 09:14	298.6 1	0.00	44.96	0.00	51.7 6	54.3 3	50.0 4	4.39	-5.61	0%	Q 19.92	Q	-
19/04/201 1 09:29	301.4 5	0.00	50.29	0.00	49.9 1	52.5 8	52.9 4	3.67	-6.33	0%	Q 19.92	Q	-
19/04/201 1 09:44	305.0 3	0.00	58.67	0.00	52.8 3	53.5 5	50.7 3	3.13	-6.87	0%	Q 19.92	Q	-
19/04/201 1 09:59	309.3 2	0.00	57.91	0.00	55.3 0	54.8 2	54.1 1	1.16	-8.84	0%	Q 19.92	Q	-
19/04/201 1 10:14	322.8	0.00	59.82	0.00	54.7 0	56.3 0	53.9 7	2.38	-7.62	0%	Q 19.92	Q	-
19/04/201 1 10:29	323.3 6	0.00	62.48	0.00	56.3 5	56.8 2	58.1 8	1.86	-8.14	0%	Q 19.92	Q	-
19/04/201 1 10:44	322.4 1	0.00	64.39	0.00	57.7 5	53.7 1	58.1 5	5.00	-5.00	0%	Q 19.92	Q	-
19/04/201 1 10:59	325.9 4	0.00	63.25	0.00	59.1 5	55.8 1	59.6 6	4.12	-5.88	0%	Q 19.92	Q	-
19/04/201 1 11:14	334.5 5	0.00	59.44	0.00	59.7 1	55.8 9	59.8 7	4.45	-5.55	0%	Q 19.92	Q	-
19/04/201 1 11:29	336.0 6	0.00	59.44	0.00	59.5 9	54.1 0	59.8 7	6.49	-3.51	0%	Q 19.92	Q	-
19/04/201 1 11:44	333.1 7	0.00	62.48	0.00	60.5 6	57.2 0	56.1 8	4.45	-5.55	0%	Q 19.92	Q	-
19/04/201 1 11:59	338.0 1	0.00	63.63	0.00	60.8 7	56.7 0	58.6 3	3.64	-6.36	0%	Q 19.92	Q	-
19/04/201 1 12:14	337.9 2	0.00	64.39	0.00	59.0 9	58.1 9	57.9 3	1.18	-8.82	0%	Q 19.92	Q	-
19/04/201 1 12:29	339.3 3	0.00	64.39	0.00	60.5 0	57.5 7	60.0 2	3.02	-6.98	0%	Q 19.92	Q	-
19/04/201 1 12:44	335.9 5	0.00	62.48	0.00	58.3 7	56.7 1	57.3 0	1.58	-8.42	0%	Q 19.92	Q	-
19/04/201 1 12:59	336.0 8	0.00	57.15	0.00	61.6 5	58.1 5	55.9 5	5.23	-4.77	0%	Q 19.92	Q	-
19/04/201 1 13:14	336.4 1	0.00	52.96	0.00	63.2 7	58.7 9	58.2 0	5.30	-4.70	0%	Q 19.92	Q	-
19/04/201 1 13:29	333.7 2	0.00	57.53	0.00	60.9 2	53.4 4	55.3 7	7.68	-2.32	0%	Q 19.92	Q	-
19/04/201 1 13:44	326.5	0.00	58.29	0.00	59.5 7	53.4 3	55.0 6	6.34	-3.66	0%	Q 19.92	Q	-
19/04/201 1 13:59	320.7	0.00	60.58	0.00	59.1 5	53.7 7	54.2 5	6.15	-3.85	0%	Q 19.92	Q	-

19/04/201 1 14:14	324.4 5	0.00	57.91	0.00	56.9 7	56.9 1	54.3 6	3.07	-6.93	0%	Q 19.92	Q	-
19/04/201 1 14:29	323.6 9	0.00	54.10	0.00	60.5 9	55.5 4	54.3 4	6.63	-3.37	0%	Q 19.92	Q	-
19/04/201 1 14:44	320.1 2	0.00	52.96	0.00	58.0 6	55.9 6	52.4 3	5.50	-4.50	0%	Q 19.92	Q	-
19/04/201 1 14:59	321.9 2	0.00	64.01	0.00	58.4 0	52.6 3	55.4 0	5.27	-4.73	0%	Q 19.92	Q	-
19/04/201 1 15:14	323.2	0.00	64.39	0.00	60.0 7	53.5 7	53.9 6	7.52	-2.48	0%	Q 19.92	Q	-
19/04/201 1 15:29	322.7	0.00	61.72	0.00	61.4 6	55.0 7	52.1 0	9.34	-0.66	0%	Q 19.92	Q	-
19/04/201 1 15:44	315.4 6	0.00	62.87	0.00	57.3 8	52.6 1	48.5 9	8.55	-1.45	0%	Q 19.92	Q	-
19/04/201 1 15:59	313.5 7	0.00	59.82	0.00	57.7 1	49.5 2	52.3 7	8.48	-1.52	0%	Q 19.92	Q	-
19/04/201 1 16:14	315.8 7	0.00	58.67	0.00	57.2 1	49.2 0	53.4 2	7.65	-2.35	0%	Q 19.92	Q	-
19/04/201 1 16:29	318.0 6	0.00	57.53	0.00	59.2 9	49.3 7	53.5 9	9.63	-0.37	0%	Q 19.92	Q	-
19/04/201 1 16:44	317.9 8	0.00	56.77	0.00	58.4 7	50.7 8	55.5 5	7.56	-2.44	0%	Q 19.92	Q	-
19/04/201 1 16:59	315.4 3	0.00	54.86	0.00	58.7 6	48.3 5	52.0 3	10.77	0.77	5%	Q 19.92	Q	3.14
19/04/201 1 17:14	309.5 7	0.00	52.96	0.00	57.1 2	50.2 6	52.7 2	7.03	-2.97	0%	Q 19.92	Q	-
19/04/201 1 17:29	309.3 7	0.00	49.53	0.00	55.1 4	49.0 5	52.4 4	6.05	-3.95	0%	Q 19.92	Q	-
19/04/201 1 17:44	306.0 3	0.00	48.39	0.00	55.0 2	49.2 3	52.4 8	5.77	-4.23	0%	Q 19.92	Q	-
19/04/201 1 17:59	323.5 5	0.00	68.96	0.00	63.1 2	56.5 2	59.2 0	5.88	-4.12	0%	Q 19.92	Q	-
19/04/201 1 18:14	377.0 3	0.00	88.01	0.00	76.0 4	76.3 8	74.1 1	1.85	-8.15	0%	Q 19.92	Q	-
19/04/201 1 18:29	442.9 7	0.00	84.20	0.00	81.1 0	83.4 3	80.6 1	2.10	-7.90	0%	Q 19.92	Q	-
19/04/201 1 18:44	461.2 9	0.00	83.06	0.00	80.3 6	85.9 1	84.0 9	3.71	-6.29	0%	Q 19.92	Q	-
19/04/201 1 18:59	464.0 7	0.00	80.39	0.00	83.7 8	84.0 1	83.9 5	0.16	-9.84	0%	Q 19.92	Q	-
19/04/201 1 19:14	469.7 2	0.00	77.72	0.00	80.3 9	82.1 8	83.9 2	2.16	-7.84	0%	Q 19.92	Q	-
19/04/201 1 19:29	459.1 1	0.00	76.96	0.00	78.3 9	82.1 7	84.0 9	3.87	-6.13	0%	Q 19.92	Q	-
19/04/201 1 19:44	457.9 4	0.00	75.82	0.00	75.8 7	82.0 0	81.5 8	4.94	-5.06	0%	Q 19.92	Q	-
19/04/201 1 19:59	451.3 7	0.00	74.68	0.00	76.6 8	80.8 0	81.4 1	3.70	-6.30	0%	Q 19.92	Q	-
19/04/201 1 20:14	448.4 4	0.00	72.01	0.00	76.1 3	79.7 2	78.1 5	2.40	-7.60	0%	Q 19.92	Q	-
19/04/201 1 20:29	436.2	0.00	73.53	0.00	74.0 0	75.3 5	77.2 3	2.26	-7.74	0%	Q 19.92	Q	-
19/04/201 1 20:44	425.9 6	0.00	72.01	0.00	70.2 7	72.7 3	75.0 4	3.32	-6.68	0%	Q 19.92	Q	-
19/04/201 1 20:59	411.2	0.00	68.96	0.00	66.9 9	70.2 2	70.8 8	3.42	-6.58	0%	Q 19.92	Q	-
19/04/201 1 21:14	391.8 8	0.00	67.06	0.00	66.8 7	67.3 7	68.0 8	0.95	-9.05	0%	Q 19.92	Q	-
19/04/201 1 21:29	372.5 5	0.00	67.82	0.00	62.2 1	61.6 9	62.4 6	0.69	-9.31	0%	Q 19.92	Q	-
19/04/201 1 21:44	348.4 1	0.00	68.58	0.00	58.1 7	57.3 7	59.2 4	1.68	-8.32	0%	Q 19.92	Q	-
19/04/201 1 21:59	331.4	0.00	72.01	0.00	55.2 5	54.5 5	56.5 9	2.03	-7.97	0%	Q 19.92	Q	-

19/04/201 1 22:14	312.8 7	0.00	69.72	0.00	49.3 4	51.1 7	54.4 5	5.41	-4.59	0%	Q 19.92	Q	-
19/04/201 1 22:29	289.7 2	0.00	57.53	0.00	48.4 5	48.4 5	50.9 3	3.36	-6.64	0%	Q 19.92	Q	-
19/04/201 1 22:44	272.9 5	0.00	54.48	0.00	44.8 2	46.4 4	49.8 3	5.95	-4.05	0%	Q 19.92	Q	-
19/04/201 1 22:59	230.5 4	0.00	53.72	0.00	38.8 6	38.1 1	41.2 4	4.66	-5.34	0%	Q 19.92	Q	-
19/04/201 1 23:14	232.4 8	0.00	52.58	0.00	38.7 6	39.2 0	42.5 7	5.96	-4.04	0%	Q 19.92	Q	-
19/04/201 1 23:29	224.4 4	0.00	54.48	0.00	35.5 6	37.8 9	41.5 9	8.46	-1.54	0%	Q 19.92	Q	-
19/04/201 1 23:44	141.6 8	0.00	53.34	0.00	32.6 2	15.9 8	39.4 4	45.55	35.55	100%	Q 19.92	Q	28.22
19/04/201 1 23:59	151.8 2	0.00	53.34	0.00	30.4 6	16.1 5	37.8 0	42.60	32.60	100%	Q 19.92	Q	30.24
20/04/201 1 00:14	158.5 1	0.00	55.63	0.00	28.6 7	43.3 2	35.1 8	21.27	11.27	100%	Q 19.92	Q	31.58
20/04/201 1 00:29	207.4 5	0.00	53.34	0.00	32.0 1	38.0 8	38.7 6	11.78	1.78	20%	Q 19.92	Q	8.26
20/04/201 1 00:44	201.6 7	0.00	54.10	0.00	30.8 2	35.5 5	37.1 3	10.67	0.67	5%	Q 19.92	Q	2.01
20/04/201 1 00:59	197.6 6	0.00	54.10	0.00	30.2 4	35.2 9	38.3 3	12.65	2.65	20%	Q 19.92	Q	7.87
20/04/201 1 01:14	198.0 2	0.00	50.67	0.00	30.1 8	35.9 2	36.8 0	12.01	2.01	20%	Q 19.92	Q	7.89
20/04/201 1 01:29	194.2 7	0.00	48.77	0.00	29.0 8	34.5 6	35.8 8	12.34	2.34	20%	Q 19.92	Q	7.74
20/04/201 1 01:44	192.8 3	0.00	48.39	0.00	29.6 9	34.5 3	37.0 3	12.03	2.03	20%	Q 19.92	Q	7.68
20/04/201 1 01:59	190.3 7	0.00	49.53	0.00	28.1 9	34.0 9	35.8 6	13.83	3.83	50%	Q 19.92	Q	18.96
20/04/201 1 02:14	186.2 8	0.00	48.39	0.00	29.1 4	33.4 4	34.5 0	9.95	-0.05	0%	Q 19.92	Q	-
20/04/201 1 02:29	184.4	0.00	48.39	0.00	29.8 1	34.0 4	34.5 5	9.12	-0.88	0%	Q 19.92	Q	-
20/04/201 1 02:44	185.1 5	0.00	48.77	0.00	29.8 0	33.0 6	35.2 5	8.88	-1.12	0%	Q 19.92	Q	-
20/04/201 1 02:59	186.8 8	0.00	52.20	0.00	28.9 3	32.9 8	35.9 6	11.32	1.32	20%	Q 19.92	Q	7.45
20/04/201 1 03:14	188.8 1	0.00	48.39	0.00	29.1 6	33.3 2	37.2 6	12.29	2.29	20%	Q 19.92	Q	7.52
20/04/201 1 03:29	190.1 1	0.00	51.82	0.00	29.1 3	33.5 2	36.0 8	11.49	1.49	20%	Q 19.92	Q	7.57
20/04/201 1 03:44	188.2 4	0.00	50.67	0.00	28.2 1	33.2 6	35.0 5	12.32	2.32	20%	Q 19.92	Q	7.50
20/04/201 1 03:59	190.8 2	0.00	47.24	0.00	29.5 2	33.4 2	36.3 5	10.81	0.81	5%	Q 19.92	Q	1.90
20/04/201 1 04:14	193.0 4	0.00	47.24	0.00	29.2 0	35.0 9	37.4 2	13.87	3.87	50%	Q 19.92	Q	19.23
20/04/201 1 04:29	200.3 7	0.00	44.96	0.00	31.9 1	38.5 8	37.3 0	11.19	1.19	20%	Q 19.92	Q	7.98
20/04/201 1 04:44	204.0 4	0.00	45.34	0.00	32.3 1	37.5 3	38.9 7	10.92	0.92	5%	Q 19.92	Q	2.03
20/04/201 1 04:59	213.9 6	0.00	45.72	0.00	32.9 4	38.3 0	42.6 4	13.22	3.22	50%	Q 19.92	Q	21.31
20/04/201 1 05:14	229.0 6	0.00	43.43	0.00	37.1 7	43.4 9	44.8 5	11.15	1.15	20%	Q 19.92	Q	9.13
20/04/201 1 05:29	237.3	0.00	41.91	0.00	33.6 7	37.8 4	39.0 2	8.61	-1.39	0%	Q 19.92	Q	-
20/04/201 1 05:44	213.6	0.00	43.82	0.00	37.2 1	37.9 4	40.1 3	4.43	-5.57	0%	Q 19.92	Q	-
20/04/201 1 05:59	228.2 9	0.00	46.48	0.00	38.4 1	40.8 6	37.5 3	4.95	-5.05	0%	Q 19.92	Q	-

20/04/201 1 06:14	229.1 6	0.00	39.24	0.00	39.8 2	39.9 1	40.7 4	1.45	-8.55	0%	Q 19.92	Q	-
20/04/201 1 06:29	235.4 9	0.00	11.05	2.29	39.2 6	38.0 1	40.9 1	3.85	-6.15	0%	Q 19.92	Q	-
20/04/201 1 06:44	231.6 2	0.00	3.43	3.81	39.7 4	36.6 8	43.5 1	8.84	-1.16	0%	Q 19.92	Q	-
20/04/201 1 06:59	224.3 5	0.00	7.24	1.52	37.2 4	37.0 2	40.3 8	5.67	-4.33	0%	Q 19.92	Q	-
20/04/201 1 07:14	216.8 6	0.00	13.34	1.14	34.9 7	35.3 2	38.9 7	7.00	-3.00	0%	Q 19.92	Q	-
20/04/201 1 07:29	217.0 7	0.00	15.24	0.38	38.4 8	37.4 5	40.0 9	3.66	-6.34	0%	Q 19.92	Q	-
20/04/201 1 07:44	226.1 7	0.00	17.91	0.38	38.0 1	36.9 6	43.3 4	9.90	-0.10	0%	Q 19.92	Q	-
20/04/201 1 07:59	234.7 2	0.00	25.53	0.00	40.2 1	38.0 4	42.4 9	5.57	-4.43	0%	Q 19.92	Q	-
20/04/201 1 08:14	236.1 8	0.00	29.72	0.00	45.1 0	40.5 6	44.6 0	6.59	-3.41	0%	Q 19.92	Q	-
20/04/201 1 08:29	254.4 2	0.00	37.34	0.00	46.1 3	43.2 3	46.7 9	4.74	-5.26	0%	Q 19.92	Q	-
20/04/201 1 08:44	271.6 2	0.00	46.48	0.00	47.5 5	44.3 9	48.3 4	5.07	-4.93	0%	Q 19.92	Q	-
20/04/201 1 08:59	270.4 7	0.00	53.72	0.00	48.9 5	43.3 3	49.4 4	8.28	-1.72	0%	Q 19.92	Q	-
20/04/201 1 09:14	273.3 5	0.00	60.20	0.00	48.5 7	44.7 2	50.3 0	6.57	-3.43	0%	Q 19.92	Q	-
20/04/201 1 09:29	284.3 4	0.00	62.48	0.00	52.8 5	45.6 0	54.1 3	10.34	0.34	5%	Q 19.92	Q	2.83
20/04/201 1 09:44	290.1 3	0.00	62.87	0.00	53.8 0	44.8 9	55.0 6	12.41	2.41	20%	Q 19.92	Q	11.56
20/04/201 1 09:59	291.9 2	0.00	62.10	0.00	53.5 8	46.8 7	54.7 5	9.40	-0.60	0%	Q 19.92	Q	-
20/04/201 1 10:14	295.5 2	0.00	57.15	0.00	52.7 0	48.4 6	55.0 0	6.90	-3.10	0%	Q 19.92	Q	-
20/04/201 1 10:29	301.5 8	0.00	60.58	0.00	51.7 7	48.8 8	57.2 4	8.76	-1.24	0%	Q 19.92	Q	-
20/04/201 1 10:44	302.4 3	0.00	65.91	0.00	54.9 8	49.4 3	52.5 0	5.49	-4.51	0%	Q 19.92	Q	-
20/04/201 1 10:59	299.8 6	0.00	71.25	0.00	57.5 5	51.4 9	54.1 2	5.82	-4.18	0%	Q 19.92	Q	-
20/04/201 1 11:14	299.4 2	0.00	71.25	0.00	55.3 7	51.4 6	54.7 3	4.44	-5.56	0%	Q 19.92	Q	-
20/04/201 1 11:29	307.1 7	0.00	70.87	0.00	58.2 5	53.4 6	54.4 9	5.14	-4.86	0%	Q 19.92	Q	-
20/04/201 1 11:44	312.9 4	0.00	72.01	0.00	58.4 4	53.4 6	56.6 0	4.82	-5.18	0%	Q 19.92	Q	-
20/04/201 1 11:59	316.0 9	0.00	75.82	0.00	57.5 9	53.8 3	54.5 6	4.09	-5.91	0%	Q 19.92	Q	-
20/04/201 1 12:14	322.5 3	0.00	77.34	0.00	63.1 0	54.7 0	54.9 3	9.59	-0.41	0%	Q 19.92	Q	-
20/04/201 1 12:29	321.4 9	0.00	73.91	0.00	58.2 4	53.2 7	54.6 6	5.15	-4.85	0%	Q 19.92	Q	-
20/04/201 1 12:44	320.9 5	0.00	72.01	0.00	59.3 0	50.8 2	55.7 6	8.09	-1.91	0%	Q 19.92	Q	-
20/04/201 1 12:59	318.6 1	0.00	67.06	0.00	62.3 4	55.1 5	55.8 7	7.88	-2.12	0%	Q 19.92	Q	-
20/04/201 1 13:14	322.7 7	0.00	62.48	0.00	59.8 9	55.2 8	51.8 9	7.55	-2.45	0%	Q 19.92	Q	-
20/04/201 1 13:29	320.0 7	0.00	60.58	0.00	60.8 6	53.6 5	54.3 8	8.11	-1.89	0%	Q 19.92	Q	-
20/04/201 1 13:44	317.8 3	0.00	61.34	0.00	60.6 4	52.3 0	57.0 1	7.68	-2.32	0%	Q 19.92	Q	-
20/04/201 1 13:59	319.9 7	0.00	64.01	0.00	62.5 2	55.0 3	55.2 6	8.54	-1.46	0%	Q 19.92	Q	-

20/04/201 1 14:14	321.0 4	0.00	63.25	0.00	61.4 1	54.6 7	57.0 5	6.41	-3.59	0%	Q 19.92	Q	-
20/04/201 1 14:29	321.3 2	0.00	56.77	0.00	60.4 8	53.5 1	54.4 0	7.75	-2.25	0%	Q 19.92	Q	-
20/04/201 1 14:44	318.4 7	0.00	54.86	0.00	62.8 6	54.4 0	54.3 3	9.90	-0.10	0%	Q 19.92	Q	-
20/04/201 1 14:59	317.5 6	0.00	54.86	0.00	60.2 3	53.1 2	53.6 3	8.21	-1.79	0%	Q 19.92	Q	-
20/04/201 1 15:14	316.2 6	0.00	57.15	0.00	62.1 4	53.2 8	52.2 7	11.17	1.17	20%	Q 19.92	Q	12.60
20/04/201 1 15:29	313.6 1	0.00	57.53	0.00	60.2 0	51.9 3	55.6 5	7.64	-2.36	0%	Q 19.92	Q	-
20/04/201 1 15:44	309.0 3	0.00	54.10	0.00	60.7 9	50.3 6	50.6 1	12.74	2.74	20%	Q 19.92	Q	12.31
20/04/201 1 15:59	310.7 3	0.00	53.34	0.00	62.7 7	52.5 2	48.9 6	14.65	4.65	50%	Q 19.92	Q	30.95
20/04/201 1 16:14	303.5 3	0.00	53.72	0.00	58.7 9	49.4 6	49.9 2	11.51	1.51	20%	Q 19.92	Q	12.09
20/04/201 1 16:29	303.2 3	0.00	54.86	0.00	58.1 2	49.9 7	50.8 6	9.69	-0.31	0%	Q 19.92	Q	-
20/04/201 1 16:44	307.4 4	0.00	56.39	0.00	57.9 9	49.8 2	51.5 5	9.17	-0.83	0%	Q 19.92	Q	-
20/04/201 1 16:59	299.2 8	0.00	53.72	0.00	54.6 4	47.2 0	52.3 0	8.14	-1.86	0%	Q 19.92	Q	-
20/04/201 1 17:14	297.3 8	0.00	49.15	0.00	56.9 5	47.5 3	52.6 6	9.26	-0.74	0%	Q 19.92	Q	-
20/04/201 1 17:29	312.7 7	0.00	46.48	0.00	60.3 1	50.5 5	57.3 2	9.83	-0.17	0%	Q 19.92	Q	-
20/04/201 1 17:44	326.4 7	0.00	43.82	0.00	63.0 7	50.1 1	54.9 2	12.56	2.56	20%	Q 19.92	Q	13.01
20/04/201 1 17:59	341.8 4	0.00	66.68	0.00	68.8 8	56.7 9	60.4 2	11.04	1.04	20%	Q 19.92	Q	13.62
20/04/201 1 18:14	391.4 3	0.00	83.44	0.00	76.8 5	73.4 5	74.2 5	2.67	-7.33	0%	Q 19.92	Q	-
20/04/201 1 18:29	450.0 5	0.00	78.11	0.00	83.3 0	81.3 7	80.1 2	2.09	-7.91	0%	Q 19.92	Q	-
20/04/201 1 18:44	475.4 5	0.00	79.25	0.00	82.3 4	85.3 5	83.0 5	2.12	-7.88	0%	Q 19.92	Q	-
20/04/201 1 18:59	484 4	0.00	75.06	0.00	83.3 8	84.2 2	83.0 9	0.79	-9.21	0%	Q 19.92	Q	-
20/04/201 1 19:14	477.4 5	0.00	71.63	0.00	85.4 7	83.4 0	84.5 3	1.26	-8.74	0%	Q 19.92	Q	-
20/04/201 1 19:29	474.1 4	0.00	72.77	0.00	84.4 2	81.9 4	85.0 0	2.20	-7.80	0%	Q 19.92	Q	-
20/04/201 1 19:44	469.1 9	0.00	72.77	0.00	80.9 8	81.2 2	82.4 6	1.11	-8.89	0%	Q 19.92	Q	-
20/04/201 1 19:59	461.0 1	0.00	72.77	0.00	78.5 5	78.8 3	79.0 9	0.35	-9.65	0%	Q 19.92	Q	-
20/04/201 1 20:14	442.8 4	0.00	73.91	0.00	76.4 5	76.5 7	74.9 1	1.10	-8.90	0%	Q 19.92	Q	-
20/04/201 1 20:29	436.5 2	0.00	68.20	0.00	75.2 6	75.4 4	75.9 7	0.55	-9.45	0%	Q 19.92	Q	-
20/04/201 1 20:44	427.3 4	0.00	68.20	0.00	74.2 6	74.1 6	74.5 1	0.27	-9.73	0%	Q 19.92	Q	-
20/04/201 1 20:59	416.2 4	0.00	69.34	0.00	74.7 3	71.5 8	69.3 7	3.95	-6.05	0%	Q 19.92	Q	-
20/04/201 1 21:14	394.9 1	0.00	66.29	0.00	70.6 3	66.9 0	65.2 4	4.50	-5.50	0%	Q 19.92	Q	-
20/04/201 1 21:29	374.9 2	0.00	67.44	0.00	67.4 9	61.4 3	62.2 5	5.91	-4.09	0%	Q 19.92	Q	-
20/04/201 1 21:44	353.6 6	0.00	66.29	0.00	60.6 1	57.8 2	60.8 3	3.24	-6.76	0%	Q 19.92	Q	-
20/04/201 1 21:59	334.3 3	0.00	69.34	0.00	58.3 2	54.9 0	58.0 9	3.86	-6.14	0%	Q 19.92	Q	-

20/04/201 1 22:14	318.1 8	0.00	64.39	0.00	54.9 8	52.4 6	54.9 1	3.06	-6.94	0%	Q 19.92	Q	-
20/04/201 1 22:29	300.9 7	0.00	56.77	0.00	48.7 0	50.4 0	52.5 7	3.98	-6.02	0%	Q 19.92	Q	-
20/04/201 1 22:44	281.5 7	0.00	57.53	0.00	47.6 7	47.0 6	49.1 9	2.54	-7.46	0%	Q 19.92	Q	-
20/04/201 1 22:59	264.4 4	0.00	56.39	0.00	43.1 8	43.3 6	44.8 7	2.44	-7.56	0%	Q 19.92	Q	-
20/04/201 1 23:14	251.8 9	0.00	52.96	0.00	43.5 0	43.0 2	45.1 9	2.93	-7.07	0%	Q 19.92	Q	-
20/04/201 1 23:29	241.6 3	0.00	54.48	0.00	40.0 8	42.2 5	42.5 1	3.68	-6.32	0%	Q 19.92	Q	-
20/04/201 1 23:44	233.0 6	0.00	56.39	0.00	38.4 3	41.2 2	41.4 5	4.80	-5.20	0%	Q 19.92	Q	-
20/04/201 1 23:59	226.1 2	0.00	50.29	0.00	38.9 8	39.3 6	40.0 6	1.50	-8.50	0%	Q 19.92	Q	-
21/04/201 1 00:14	221.1 1	0.00	49.53	0.00	37.2 2	39.1 1	37.7 3	2.87	-7.13	0%	Q 19.92	Q	-
21/04/201 1 00:29	218.3 2	0.00	47.63	0.00	37.3 4	38.5 8	39.0 9	2.60	-7.40	0%	Q 19.92	Q	-
21/04/201 1 00:44	213.7 2	0.00	45.34	0.00	35.0 4	38.8 6	36.4 9	5.61	-4.39	0%	Q 19.92	Q	-
21/04/201 1 00:59	208.2 6	0.00	47.63	0.00	35.1 2	37.0 4	37.3 3	3.77	-6.23	0%	Q 19.92	Q	-
21/04/201 1 01:14	207.1 2	0.00	45.72	0.00	34.0 8	37.0 2	36.8 5	5.29	-4.71	0%	Q 19.92	Q	-
21/04/201 1 01:29	204.8 7	0.00	42.67	0.00	34.3 8	37.8 8	35.0 4	5.91	-4.09	0%	Q 19.92	Q	-
21/04/201 1 01:44	204.4 2	0.00	41.91	0.00	33.6 6	36.8 4	37.7 2	6.69	-3.31	0%	Q 19.92	Q	-
21/04/201 1 01:59	201.7 9	0.00	42.29	0.00	34.0 4	36.6 8	35.0 1	4.08	-5.92	0%	Q 19.92	Q	-
21/04/201 1 02:14	200.7 4	0.00	43.82	0.00	33.7 4	36.6 5	36.1 9	5.03	-4.97	0%	Q 19.92	Q	-
21/04/201 1 02:29	200.9 7	0.00	45.34	0.00	33.8 4	36.0 0	35.5 0	3.63	-6.37	0%	Q 19.92	Q	-
21/04/201 1 02:44	200.4 6	0.00	44.96	0.00	33.3 0	36.5 0	35.6 7	5.28	-4.72	0%	Q 19.92	Q	-
21/04/201 1 02:59	200.9 2	0.00	44.96	0.00	32.2 1	37.4 4	35.4 3	8.04	-1.96	0%	Q 19.92	Q	-
21/04/201 1 03:14	202.9 9	0.00	46.10	0.00	34.1 2	37.3 7	35.9 2	4.70	-5.30	0%	Q 19.92	Q	-
21/04/201 1 03:29	201.2 6	0.00	48.77	0.00	33.6 9	36.9 9	35.5 7	4.88	-5.12	0%	Q 19.92	Q	-
21/04/201 1 03:44	203.0 3	0.00	46.86	0.00	33.1 5	36.5 0	36.7 6	6.54	-3.46	0%	Q 19.92	Q	-
21/04/201 1 03:59	201.9 1	0.00	43.43	0.00	33.8 1	36.5 9	36.4 1	5.04	-4.96	0%	Q 19.92	Q	-
21/04/201 1 04:14	206.8 6	0.00	45.34	0.00	33.9 3	38.0 0	36.4 3	6.06	-3.94	0%	Q 19.92	Q	-
21/04/201 1 04:29	212.5 4	0.00	43.82	0.00	34.0 1	39.3 2	38.8 5	9.05	-0.95	0%	Q 19.92	Q	-
21/04/201 1 04:44	218.5 4	0.00	44.96	0.00	36.0 9	40.7 7	41.2 0	8.29	-1.71	0%	Q 19.92	Q	-
21/04/201 1 04:59	228.8 9	0.00	41.91	0.00	38.0 1	41.3 8	43.4 4	7.16	-2.84	0%	Q 19.92	Q	-
21/04/201 1 05:14	243.3 9	0.00	40.01	0.00	39.7 9	44.7 5	44.5 9	7.56	-2.44	0%	Q 19.92	Q	-
21/04/201 1 05:29	245.5 7	0.00	41.53	0.00	38.3 0	42.7 7	40.0 4	5.95	-4.05	0%	Q 19.92	Q	-
21/04/201 1 05:44	235.7 7	0.00	41.91	0.00	40.4 1	39.9 5	42.4 9	3.76	-6.24	0%	Q 19.92	Q	-
21/04/201 1 05:59	247.3 3	0.00	39.62	0.00	39.5 0	40.2 5	42.2 6	3.91	-6.09	0%	Q 19.92	Q	-

21/04/201 1 06:14	246.7 6	0.00	25.15	0.00	39.9 1	40.7 0	43.4 0	4.99	-5.01	0%	Q 19.92	Q	-
21/04/201 1 06:29	238.8 5	0.00	5.33	3.43	43.0 2	41.8 4	41.4 6	2.17	-7.83	0%	Q 19.92	Q	-
21/04/201 1 06:44	234.4 2	0.00	2.67	2.67	39.3 5	38.1 8	41.4 3	4.48	-5.52	0%	Q 19.92	Q	-
21/04/201 1 06:59	237.7 9	0.00	7.62	1.52	40.1 6	38.7 4	40.1 0	2.34	-7.66	0%	Q 19.92	Q	-
21/04/201 1 07:14	235.8 1	0.00	12.19	1.14	40.3 9	38.2 3	42.4 0	5.23	-4.77	0%	Q 19.92	Q	-
21/04/201 1 07:29	236.4 7	0.00	17.91	0.00	41.7 8	37.1 6	42.1 9	7.97	-2.03	0%	Q 19.92	Q	-
21/04/201 1 07:44	243.2 3	0.00	29.34	0.00	41.9 0	41.9 9	44.7 8	4.41	-5.59	0%	Q 19.92	Q	-
21/04/201 1 07:59	255.5 2	0.00	34.67	0.00	45.1 2	43.5 6	44.7 6	2.07	-7.93	0%	Q 19.92	Q	-
21/04/201 1 08:14	255.7 1	0.00	39.62	0.00	46.4 8	43.5 1	45.4 0	3.59	-6.41	0%	Q 19.92	Q	-
21/04/201 1 08:29	273.0 8	0.00	49.53	0.00	52.1 1	45.4 2	47.2 9	7.95	-2.05	0%	Q 19.92	Q	-
21/04/201 1 08:44	280.1	0.00	47.24	0.00	53.0 3	45.8 5	46.2 2	9.64	-0.36	0%	Q 19.92	Q	-
21/04/201 1 08:59	288.2 1	0.00	52.20	0.00	53.3 7	52.2 9	50.6 0	2.85	-7.15	0%	Q 19.92	Q	-
21/04/201 1 09:14	296.3 9	0.00	60.58	0.00	55.3 2	49.7 3	54.6 0	6.55	-3.45	0%	Q 19.92	Q	-
21/04/201 1 09:29	300.9 2	0.00	61.34	0.00	55.5 4	48.7 2	54.8 2	8.12	-1.88	0%	Q 19.92	Q	-
21/04/201 1 09:44	303.9	0.00	61.34	0.00	54.0 9	52.1 3	56.7 3	4.44	-5.56	0%	Q 19.92	Q	-
21/04/201 1 09:59	309.5 9	0.00	57.91	0.00	58.1 3	51.1 8	55.6 9	6.95	-3.05	0%	Q 19.92	Q	-
21/04/201 1 10:14	309.5	0.00	64.01	0.00	56.7 3	52.7 1	57.0 5	5.02	-4.98	0%	Q 19.92	Q	-
21/04/201 1 10:29	309.8 2	0.00	68.58	0.00	57.5 6	52.7 0	55.3 6	4.54	-5.46	0%	Q 19.92	Q	-
21/04/201 1 10:44	311.1 5	0.00	67.82	0.00	60.1 7	54.0 1	53.3 8	7.73	-2.27	0%	Q 19.92	Q	-
21/04/201 1 10:59	317.1 4	0.00	72.77	0.00	58.0 0	53.4 7	55.8 0	4.10	-5.90	0%	Q 19.92	Q	-
21/04/201 1 11:14	315.1 2	0.00	72.39	0.00	59.1 8	55.5 3	53.7 2	5.41	-4.59	0%	Q 19.92	Q	-
21/04/201 1 11:29	320.1 6	0.00	71.63	0.00	62.0 8	58.5 0	53.9 2	7.30	-2.70	0%	Q 19.92	Q	-
21/04/201 1 11:44	323.1 3	0.00	71.63	0.00	61.4 6	54.9 5	54.7 4	7.73	-2.27	0%	Q 19.92	Q	-
21/04/201 1 11:59	325.5 7	0.00	71.63	0.00	60.8 8	57.0 8	56.7 7	4.53	-5.47	0%	Q 19.92	Q	-
21/04/201 1 12:14	331.0 9	0.00	72.39	0.00	62.9 5	58.1 4	56.6 2	6.27	-3.73	0%	Q 19.92	Q	-
21/04/201 1 12:29	332.8 8	0.00	72.77	0.00	60.7 8	55.4 4	58.6 8	4.91	-5.09	0%	Q 19.92	Q	-
21/04/201 1 12:44	330.9	0.00	72.01	0.00	62.7 7	57.8 4	53.7 4	8.01	-1.99	0%	Q 19.92	Q	-
21/04/201 1 12:59	332.6 2	0.00	69.72	0.00	63.1 1	59.5 0	57.4 6	5.14	-4.86	0%	Q 19.92	Q	-
21/04/201 1 13:14	332.7 4	0.00	68.58	0.00	59.9 6	55.8 5	56.4 7	4.41	-5.59	0%	Q 19.92	Q	-
21/04/201 1 13:29	333.1 8	0.00	68.20	0.00	60.8 0	57.6 4	56.6 9	4.15	-5.85	0%	Q 19.92	Q	-
21/04/201 1 13:44	326.5 2	0.00	66.29	0.00	62.6 6	55.9 2	57.3 6	6.84	-3.16	0%	Q 19.92	Q	-
21/04/201 1 13:59	324.1 2	0.00	68.58	0.00	63.3 6	53.2 6	54.9 8	10.77	0.77	5%	Q 19.92	Q	3.23

21/04/201 1 14:14	323.4 6	0.00	70.10	0.00	61.2 1	53.3 7	53.7 0	9.12	-0.88	0%	Q 19.92	Q	-
21/04/201 1 14:29	324.3 9	0.00	67.06	0.00	61.4 3	53.8 9	57.2 2	6.81	-3.19	0%	Q 19.92	Q	-
21/04/201 1 14:44	323.4 3	0.00	65.91	0.00	62.5 5	53.3 4	56.0 7	9.12	-0.88	0%	Q 19.92	Q	-
21/04/201 1 14:59	319.8 4	0.00	65.91	0.00	60.7 2	52.7 5	54.1 9	8.65	-1.35	0%	Q 19.92	Q	-
21/04/201 1 15:14	320.6 4	0.00	65.15	0.00	59.3 3	53.0 0	54.9 6	6.40	-3.60	0%	Q 19.92	Q	-
21/04/201 1 15:29	316.4 9	0.00	61.72	0.00	61.8 8	51.9 8	53.5 6	10.88	0.88	5%	Q 19.92	Q	3.15
21/04/201 1 15:44	313.8 4	0.00	62.10	0.00	62.0 6	51.5 7	52.8 4	11.84	1.84	20%	Q 19.92	Q	12.50
21/04/201 1 15:59	314.1 2	0.00	58.67	0.00	59.9 9	49.1 2	53.7 2	10.53	0.53	5%	Q 19.92	Q	3.13
21/04/201 1 16:14	310.4 5	0.00	56.77	0.00	57.7 9	51.5 6	52.2 4	7.29	-2.71	0%	Q 19.92	Q	-
21/04/201 1 16:29	311.1 7	0.00	59.06	0.00	59.7 6	48.4 8	54.5 4	10.65	0.65	5%	Q 19.92	Q	3.10
21/04/201 1 16:44	313.5 4	0.00	57.91	0.00	59.9 9	48.3 8	55.7 8	11.58	1.58	20%	Q 19.92	Q	12.49
21/04/201 1 16:59	310.9 5	0.00	56.77	0.00	57.1 8	46.5 8	53.6 4	11.22	1.22	20%	Q 19.92	Q	12.39
21/04/201 1 17:14	309.7 8	0.00	54.10	0.00	58.5 8	47.5 7	54.5 5	11.19	1.19	20%	Q 19.92	Q	12.34
21/04/201 1 17:29	312.1 7	0.00	50.67	0.00	58.1 7	51.6 0	53.1 0	7.15	-2.85	0%	Q 19.92	Q	-
21/04/201 1 17:44	328.5 4	0.00	47.63	0.00	62.6 3	54.9 6	58.1 8	6.90	-3.10	0%	Q 19.92	Q	-
21/04/201 1 17:59	351.3 3	0.00	62.48	0.00	67.0 8	61.6 4	62.7 9	5.08	-4.92	0%	Q 19.92	Q	-
21/04/201 1 18:14	393.3 1	0.00	81.92	0.00	74.2 8	74.4 3	73.8 4	0.46	-9.54	0%	Q 19.92	Q	-
21/04/201 1 18:29	438.2 2	0.00	80.39	0.00	81.8 7	81.0 1	80.5 7	0.89	-9.11	0%	Q 19.92	Q	-
21/04/201 1 18:44	458.3 8	0.00	77.34	0.00	85.0 8	83.6 2	82.2 8	1.70	-8.30	0%	Q 19.92	Q	-
21/04/201 1 18:59	467.9 8	0.00	74.68	0.00	84.3 5	81.7 5	81.1 4	2.35	-7.65	0%	Q 19.92	Q	-
21/04/201 1 19:14	470.7 7	0.00	72.77	0.00	82.1 5	82.4 6	83.4 7	0.94	-9.06	0%	Q 19.92	Q	-
21/04/201 1 19:29	465.7 8	0.00	71.63	0.00	83.9 2	81.9 4	79.8 5	2.51	-7.49	0%	Q 19.92	Q	-
21/04/201 1 19:44	466.9 7	0.00	65.53	0.00	82.3 8	81.3 0	81.8 8	0.68	-9.32	0%	Q 19.92	Q	-
21/04/201 1 19:59	455.1 7	0.00	65.53	0.00	79.9 4	79.3 2	80.2 4	0.64	-9.36	0%	Q 19.92	Q	-
21/04/201 1 20:14	448.4 4	0.00	62.48	0.00	77.5 9	77.3 6	76.9 8	0.43	-9.57	0%	Q 19.92	Q	-
21/04/201 1 20:29	437.2 2	0.00	62.87	0.00	77.5 5	76.7 0	75.9 1	1.08	-8.92	0%	Q 19.92	Q	-
21/04/201 1 20:44	426.9 5	0.00	62.10	0.00	77.0 9	72.5 5	71.0 2	4.81	-5.19	0%	Q 19.92	Q	-
21/04/201 1 20:59	414.8 4	0.00	59.44	0.00	73.0 7	70.4 8	70.0 7	2.62	-7.38	0%	Q 19.92	Q	-
21/04/201 1 21:14	399.1 4	0.00	58.29	0.00	73.0 1	67.3 0	65.8 5	6.24	-3.76	0%	Q 19.92	Q	-
21/04/201 1 21:29	381.8 6	0.00	61.34	0.00	69.0 2	62.8 7	63.6 0	5.92	-4.08	0%	Q 19.92	Q	-
21/04/201 1 21:44	361.8 9	0.00	60.58	0.00	62.0 5	59.4 2	59.2 7	2.99	-7.01	0%	Q 19.92	Q	-
21/04/201 1 21:59	334.0 7	0.00	59.06	0.00	56.0 1	54.7 3	56.3 5	1.74	-8.26	0%	Q 19.92	Q	-

21/04/201 1 22:14	307.1 5	0.00	60.58	0.00	52.9 5	51.9 3	53.0 7	1.37	-8.63	0%	Q 19.92	Q	-
21/04/201 1 22:29	298.0 9	0.00	56.39	0.00	49.4 2	50.9 3	53.1 7	3.90	-6.10	0%	Q 19.92	Q	-
21/04/201 1 22:44	277.9 5	0.00	54.86	0.00	47.0 5	47.2 2	47.0 8	0.22	-9.78	0%	Q 19.92	Q	-
21/04/201 1 22:59	258.2 8	0.00	57.53	0.00	43.7 4	42.9 4	45.2 7	2.93	-7.07	0%	Q 19.92	Q	-
21/04/201 1 23:14	244.7 5	0.00	56.77	0.00	41.8 5	43.5 6	41.3 9	3.06	-6.94	0%	Q 19.92	Q	-
21/04/201 1 23:29	233.0 9	0.00	56.77	0.00	38.1 2	40.9 5	39.8 9	3.87	-6.13	0%	Q 19.92	Q	-
21/04/201 1 23:44	225.7 7	0.00	56.77	0.00	38.7 1	40.6 9	39.4 4	2.72	-7.28	0%	Q 19.92	Q	-
21/04/201 1 23:59	221.2 5	0.00	57.53	0.00	38.1 3	39.1 2	37.2 5	2.50	-7.50	0%	Q 19.92	Q	-
22/04/201 1 00:14	217.1 2	0.00	59.06	0.00	36.5 1	38.5 4	38.6 9	3.70	-6.30	0%	Q 19.92	Q	-
22/04/201 1 00:29	211.1 4	0.00	57.15	0.00	35.2 8	37.9 0	36.8 7	3.83	-6.17	0%	Q 19.92	Q	-
22/04/201 1 00:44	208.6 8	0.00	56.01	0.00	33.9 0	36.8 1	36.4 7	5.11	-4.89	0%	Q 19.92	Q	-
22/04/201 1 00:59	203.8 8	0.00	56.39	0.00	32.7 4	36.7 2	36.6 1	7.40	-2.60	0%	Q 19.92	Q	-
22/04/201 1 01:14	203.2 8	0.00	55.63	0.00	34.6 5	35.8 2	36.2 6	2.60	-7.40	0%	Q 19.92	Q	-
22/04/201 1 01:29	200.6 3	0.00	54.10	0.00	33.2 9	37.1 4	34.8 0	5.88	-4.12	0%	Q 19.92	Q	-
22/04/201 1 01:44	200.3 9	0.00	54.10	0.00	32.2 9	36.8 9	35.6 2	7.57	-2.43	0%	Q 19.92	Q	-
22/04/201 1 01:59	197.6 6	0.00	54.10	0.00	32.4 3	35.5 2	35.4 0	5.86	-4.14	0%	Q 19.92	Q	-
22/04/201 1 02:14	196.7 5	0.00	55.25	0.00	32.8 6	35.8 3	34.3 5	4.33	-5.67	0%	Q 19.92	Q	-
22/04/201 1 02:29	197.8 9	0.00	57.15	0.00	31.8 9	35.9 5	35.7 9	7.68	-2.32	0%	Q 19.92	Q	-
22/04/201 1 02:44	196.3 2	0.00	56.39	0.00	31.7 6	35.2 0	35.6 3	7.13	-2.87	0%	Q 19.92	Q	-
22/04/201 1 02:59	197.1 2	0.00	53.72	0.00	33.0 3	36.1 5	34.5 8	4.52	-5.48	0%	Q 19.92	Q	-
22/04/201 1 03:14	196.5 9	0.00	51.82	0.00	32.0 0	36.9 4	35.1 6	7.78	-2.22	0%	Q 19.92	Q	-
22/04/201 1 03:29	196.7 1	0.00	53.34	0.00	33.2 0	35.3 8	34.9 3	3.78	-6.22	0%	Q 19.92	Q	-
22/04/201 1 03:44	198.3 3	0.00	54.10	0.00	34.0 2	36.5 9	33.5 7	5.37	-4.63	0%	Q 19.92	Q	-
22/04/201 1 03:59	199.4 4	0.00	51.82	0.00	32.7 9	37.8 6	35.2 5	7.25	-2.75	0%	Q 19.92	Q	-
22/04/201 1 04:14	202.9 4	0.00	49.53	0.00	33.1 5	38.2 0	37.6 8	8.79	-1.21	0%	Q 19.92	Q	-
22/04/201 1 04:29	208.0 2	0.00	49.15	0.00	34.0 4	40.1 9	37.7 3	8.79	-1.21	0%	Q 19.92	Q	-
22/04/201 1 04:44	217.2 8	0.00	48.77	0.00	35.1 3	40.3 1	39.7 0	8.47	-1.53	0%	Q 19.92	Q	-
22/04/201 1 04:59	227.2 6	0.00	49.15	0.00	35.2 7	42.6 5	43.0 4	12.52	2.52	20%	Q 19.92	Q	9.05
22/04/201 1 05:14	244.9 8	0.00	49.15	0.00	38.2 7	44.5 6	45.7 8	10.73	0.73	5%	Q 19.92	Q	2.44
22/04/201 1 05:29	232.2 4	0.00	48.77	0.00	34.8 8	37.3 9	39.5 3	6.40	-3.60	0%	Q 19.92	Q	-
22/04/201 1 05:44	220.3 8	0.00	48.39	0.00	36.2 1	37.1 8	41.6 3	8.58	-1.42	0%	Q 19.92	Q	-
22/04/201 1 05:59	235.8 1	0.00	49.53	0.00	42.0 6	39.5 4	44.3 3	5.80	-4.20	0%	Q 19.92	Q	-

22/04/201 1 06:14	236.1	0.00	29.72	0.00	39.1 3	40.1 0	37.5 7	3.50	-6.50	0%	Q 19.92	Q	-
22/04/201 1 06:29	232.6 9	0.00	6.48	0.76	37.4 8	42.8 6	37.6 4	8.98	-1.02	0%	Q 19.92	Q	-
22/04/201 1 06:44	232.6 6	0.00	6.86	0.76	36.7 3	37.4 2	39.0 8	3.54	-6.46	0%	Q 19.92	Q	-
22/04/201 1 06:59	229.7 4	0.00	9.91	0.38	37.6 5	40.0 2	42.9 2	6.78	-3.22	0%	Q 19.92	Q	-
22/04/201 1 07:14	229.7 4	0.00	14.10	0.00	36.7 5	41.0 2	44.0 0	9.46	-0.54	0%	Q 19.92	Q	-
22/04/201 1 07:29	240.3 9	0.00	19.05	0.00	40.0 6	40.3 4	42.2 0	3.26	-6.74	0%	Q 19.92	Q	-
22/04/201 1 07:44	243.8 0	0.00	23.24	0.00	40.5 3	45.0 9	40.9 3	6.89	-3.11	0%	Q 19.92	Q	-
22/04/201 1 07:59	260.8 6	0.00	28.96	0.00	46.9 2	48.6 8	47.0 5	2.38	-7.62	0%	Q 19.92	Q	-
22/04/201 1 08:14	274.6 5	0.00	36.20	0.00	47.8 5	50.1 1	47.4 9	3.36	-6.64	0%	Q 19.92	Q	-
22/04/201 1 08:29	285.5 7	0.00	40.77	0.00	49.6 5	49.8 4	49.4 5	0.40	-9.60	0%	Q 19.92	Q	-
22/04/201 1 08:44	290.5 9	0.00	48.01	0.00	54.0 2	49.2 0	50.6 1	5.35	-4.65	0%	Q 19.92	Q	-
22/04/201 1 08:59	302.9 7	0.00	56.77	0.00	58.5 0	48.8 6	55.8 1	10.17	0.17	5%	Q 19.92	Q	3.02
22/04/201 1 09:14	315.9 2	0.00	58.29	0.00	57.0 1	51.9 9	58.0 5	6.63	-3.37	0%	Q 19.92	Q	-
22/04/201 1 09:29	318.9 5	0.00	62.48	0.00	58.8 8	49.3 9	57.1 7	10.44	0.44	5%	Q 19.92	Q	3.18
22/04/201 1 09:44	324.1 7	0.00	67.82	0.00	60.9 0	55.2 5	57.0 4	5.49	-4.51	0%	Q 19.92	Q	-
22/04/201 1 09:59	330.3 1	0.00	67.82	0.00	60.1 3	57.2 1	57.0 6	3.43	-6.57	0%	Q 19.92	Q	-
22/04/201 1 10:14	328.6 9	0.00	69.72	0.00	60.2 4	54.8 0	57.0 7	5.00	-5.00	0%	Q 19.92	Q	-
22/04/201 1 10:29	325.1 2	0.00	70.87	0.00	58.5 9	53.9 2	58.3 0	5.30	-4.70	0%	Q 19.92	Q	-
22/04/201 1 10:44	330.7 0	0.00	75.06	0.00	60.4 0	54.0 4	60.0 1	7.07	-2.93	0%	Q 19.92	Q	-
22/04/201 1 10:59	334.2 5	0.00	80.01	0.00	61.4 5	57.0 6	55.8 9	5.71	-4.29	0%	Q 19.92	Q	-
22/04/201 1 11:14	333.4 6	0.00	60.96	0.00	63.5 0	56.2 3	58.0 8	7.14	-2.86	0%	Q 19.92	Q	-
22/04/201 1 11:29	331.0 7	0.00	77.34	0.00	61.9 6	55.9 8	57.3 6	6.04	-3.96	0%	Q 19.92	Q	-
22/04/201 1 11:44	335.4 6	0.00	78.11	0.00	60.0 5	56.3 4	56.0 8	4.45	-5.55	0%	Q 19.92	Q	-
22/04/201 1 11:59	332.4 6	0.00	81.15	0.00	60.3 8	56.2 2	56.5 9	4.59	-5.41	0%	Q 19.92	Q	-
22/04/201 1 12:14	332.6 6	0.00	78.87	0.00	61.7 4	54.6 9	57.6 5	6.40	-3.60	0%	Q 19.92	Q	-
22/04/201 1 12:29	332.9 8	0.00	79.63	0.00	59.6 7	57.0 5	54.1 9	4.88	-5.12	0%	Q 19.92	Q	-
22/04/201 1 12:44	330.6 7	0.00	80.01	0.00	62.0 7	55.3 0	52.6 7	9.51	-0.49	0%	Q 19.92	Q	-
22/04/201 1 12:59	330.6 0	0.00	76.58	0.00	64.5 2	54.3 5	52.2 8	13.09	3.09	50%	Q 19.92	Q	32.93
22/04/201 1 13:14	331.7 7	0.00	71.63	0.00	59.8 1	57.2 4	57.0 0	3.09	-6.91	0%	Q 19.92	Q	-
22/04/201 1 13:29	333.0 6	0.00	73.91	0.00	59.1 7	56.0 7	55.6 8	3.86	-6.14	0%	Q 19.92	Q	-
22/04/201 1 13:44	335.0 8	0.00	75.06	0.00	59.8 5	56.0 8	54.1 4	5.57	-4.43	0%	Q 19.92	Q	-
22/04/201 1 13:59	330.4 2	0.00	72.39	0.00	59.6 6	56.2 7	52.8 9	6.02	-3.98	0%	Q 19.92	Q	-

22/04/201 1 14:14	328.6 5	0.00	76.96	0.00	59.9 3	55.6 6	52.9 4	6.68	-3.32	0%	Q 19.92	Q	-
22/04/201 1 14:29	328.4 1	0.00	73.53	0.00	59.9 4	56.4 5	53.5 1	5.84	-4.16	0%	Q 19.92	Q	-
22/04/201 1 14:44	331.4 9	0.00	73.53	0.00	57.8 6	54.9 3	53.8 0	4.20	-5.80	0%	Q 19.92	Q	-
22/04/201 1 14:59	326.7 2	0.00	72.77	0.00	59.2 7	54.1 2	54.9 0	5.66	-4.34	0%	Q 19.92	Q	-
22/04/201 1 15:14	326.9 3	0.00	70.87	0.00	61.5 2	57.7 4	53.9 6	6.55	-3.45	0%	Q 19.92	Q	-
22/04/201 1 15:29	331.7 2	0.00	73.15	0.00	62.1 8	53.4 6	54.6 9	9.52	-0.48	0%	Q 19.92	Q	-
22/04/201 1 15:44	329.5 5	0.00	69.72	0.00	64.9 4	53.1 0	53.2 1	13.76	3.76	50%	Q 19.92	Q	32.82
22/04/201 1 15:59	327.3 4	0.00	71.25	0.00	61.4 1	52.4 0	56.5 0	8.17	-1.83	0%	Q 19.92	Q	-
22/04/201 1 16:14	329.3 7	0.00	72.77	0.00	60.8 3	53.1 0	56.0 7	7.35	-2.65	0%	Q 19.92	Q	-
22/04/201 1 16:29	324.5 1	0.00	72.77	0.00	60.2 6	50.2 8	55.6 8	9.25	-0.75	0%	Q 19.92	Q	-
22/04/201 1 16:44	327.3 7	0.00	70.49	0.00	59.8 2	53.7 8	55.7 2	5.99	-4.01	0%	Q 19.92	Q	-
22/04/201 1 16:59	324.7 7	0.00	63.25	0.00	58.7 7	50.5 2	58.2 7	9.55	-0.45	0%	Q 19.92	Q	-
22/04/201 1 17:14	325.6 7	0.00	58.29	0.00	57.6 4	47.3 6	57.0 4	12.32	2.32	20%	Q 19.92	Q	12.97
22/04/201 1 17:29	331.7 7	0.00	54.10	0.00	60.0 5	51.8 9	58.7 8	8.82	-1.18	0%	Q 19.92	Q	-
22/04/201 1 17:44	343.5 2	0.00	55.63	0.00	63.4 7	57.3 0	62.6 1	6.26	-3.74	0%	Q 19.92	Q	-
22/04/201 1 17:59	374.5 8	0.00	72.77	0.00	70.4 2	68.7 9	71.6 9	2.15	-7.85	0%	Q 19.92	Q	-
22/04/201 1 18:14	428.8 5	0.00	90.68	0.00	78.6 9	76.6 5	80.0 4	2.31	-7.69	0%	Q 19.92	Q	-
22/04/201 1 18:29	466.2 7	0.00	81.53	0.00	83.5 4	82.4 0	82.1 6	1.02	-8.98	0%	Q 19.92	Q	-
22/04/201 1 18:44	477.1 7	0.00	80.39	0.00	82.8 3	82.5 7	84.5 8	1.50	-8.50	0%	Q 19.92	Q	-
22/04/201 1 18:59	480.0 8	0.00	81.53	0.00	84.3 2	84.3 5	85.8 1	1.16	-8.84	0%	Q 19.92	Q	-
22/04/201 1 19:14	483.4 4	0.00	78.49	0.00	85.5 2	83.1 7	83.7 4	1.64	-8.36	0%	Q 19.92	Q	-
22/04/201 1 19:29	473.3 7	0.00	79.63	0.00	78.7 9	81.3 0	80.4 5	1.73	-8.27	0%	Q 19.92	Q	-
22/04/201 1 19:44	443.7 5	0.00	72.77	0.00	75.8 0	71.7 4	74.7 4	3.18	-6.82	0%	Q 19.92	Q	-
22/04/201 1 19:59	426.8 7	0.00	68.58	0.00	75.2 6	68.4 0	75.0 3	6.17	-3.83	0%	Q 19.92	Q	-
22/04/201 1 20:14	419.1 5	0.00	66.29	0.00	74.1 0	69.7 4	73.4 1	3.70	-6.30	0%	Q 19.92	Q	-
22/04/201 1 20:29	416.3 9	0.00	66.68	0.00	74.6 4	68.9 2	72.8 3	4.45	-5.55	0%	Q 19.92	Q	-
22/04/201 1 20:44	407.3 3	0.00	65.91	0.00	72.1 2	67.7 0	71.0 4	3.68	-6.32	0%	Q 19.92	Q	-
22/04/201 1 20:59	391.5 4	0.00	64.39	0.00	69.8 2	65.2 1	66.3 4	4.02	-5.98	0%	Q 19.92	Q	-
22/04/201 1 21:14	376.6 4	0.00	66.29	0.00	68.6 0	62.6 5	64.8 4	4.95	-5.05	0%	Q 19.92	Q	-
22/04/201 1 21:29	361.5 2	0.00	64.39	0.00	63.7 6	58.6 5	61.0 8	4.25	-5.75	0%	Q 19.92	Q	-
22/04/201 1 21:44	337.4 7	0.00	60.96	0.00	59.3 0	53.6 8	59.7 2	6.75	-3.25	0%	Q 19.92	Q	-
22/04/201 1 21:59	319.2 6	0.00	58.29	0.00	56.2 7	50.2 9	53.0 6	5.76	-4.24	0%	Q 19.92	Q	-

22/04/201 1 22:14	296.1 2	0.00	61.72	0.00	51.2 1	48.7 6	54.3 7	5.68	-4.32	0%	Q 19.92	Q	-
22/04/201 1 22:29	282.2 7	0.00	62.87	0.00	49.4 5	45.9 1	50.8 2	5.78	-4.22	0%	Q 19.92	Q	-
22/04/201 1 22:44	267.9 4	0.00	57.91	0.00	42.6 5	44.3 2	46.1 6	4.02	-5.98	0%	Q 19.92	Q	-
22/04/201 1 22:59	253.4 3	0.00	57.15	0.00	42.5 4	41.5 7	45.1 5	4.79	-5.21	0%	Q 19.92	Q	-
22/04/201 1 23:14	244.3 7	0.00	57.91	0.00	39.8 0	43.2 0	42.3 2	4.72	-5.28	0%	Q 19.92	Q	-
22/04/201 1 23:29	236.1 4	0.00	57.91	0.00	39.7 9	40.4 3	43.5 6	5.57	-4.43	0%	Q 19.92	Q	-
22/04/201 1 23:44	230.3 8	0.00	58.67	0.00	37.4 9	39.1 4	41.8 8	6.02	-3.98	0%	Q 19.92	Q	-
22/04/201 1 23:59	223.0 3	0.00	56.77	0.00	36.0 2	37.6 5	39.3 1	4.38	-5.62	0%	Q 19.92	Q	-
23/04/201 1 00:14	215.5 3	0.00	56.39	0.00	35.5 6	36.9 1	40.7 4	7.96	-2.04	0%	Q 19.92	Q	-
23/04/201 1 00:29	215.7 8	0.00	56.01	0.00	35.9 3	37.7 0	38.2 0	3.61	-6.39	0%	Q 19.92	Q	-
23/04/201 1 00:44	213.2 6	0.00	55.25	0.00	35.6 6	37.1 2	39.0 5	4.76	-5.24	0%	Q 19.92	Q	-
23/04/201 1 00:59	207.1 5	0.00	55.25	0.00	33.1 2	37.4 0	38.4 1	8.79	-1.21	0%	Q 19.92	Q	-
23/04/201 1 01:14	205.3 8	0.00	56.77	0.00	33.7 6	35.3 3	37.8 4	6.16	-3.84	0%	Q 19.92	Q	-
23/04/201 1 01:29	202.1 9	0.00	54.86	0.00	33.7 2	36.1 4	37.6 6	5.92	-4.08	0%	Q 19.92	Q	-
23/04/201 1 01:44	201.9 6	0.00	56.01	0.00	32.4 6	36.5 7	37.3 8	8.49	-1.51	0%	Q 19.92	Q	-
23/04/201 1 01:59	199.1 7	0.00	56.39	0.00	32.8 1	35.0 6	36.4 4	5.64	-4.36	0%	Q 19.92	Q	-
23/04/201 1 02:14	198.3 3	0.00	56.39	0.00	32.2 7	35.2 4	36.5 3	6.95	-3.05	0%	Q 19.92	Q	-
23/04/201 1 02:29	198.3 3	0.00	57.53	0.00	33.2 9	34.8 0	36.9 1	5.46	-4.54	0%	Q 19.92	Q	-
23/04/201 1 02:44	197.9 4	0.00	53.72	0.00	32.5 7	36.2 9	36.2 5	7.04	-2.96	0%	Q 19.92	Q	-
23/04/201 1 02:59	199.2 7	0.00	54.10	0.00	31.8 1	35.9 7	36.1 0	8.13	-1.87	0%	Q 19.92	Q	-
23/04/201 1 03:14	197.1 3	0.00	52.96	0.00	32.1 0	35.6 6	35.7 9	7.00	-3.00	0%	Q 19.92	Q	-
23/04/201 1 03:29	197.7 8	0.00	54.48	0.00	31.8 5	34.3 6	36.1 6	6.66	-3.34	0%	Q 19.92	Q	-
23/04/201 1 03:44	198.1 6	0.00	50.67	0.00	31.1 1	35.4 0	37.3 9	10.17	0.17	5%	Q 19.92	Q	1.97
23/04/201 1 03:59	199.9 3	0.00	52.20	0.00	31.4 7	36.4 6	37.1 1	10.12	0.12	5%	Q 19.92	Q	1.99
23/04/201 1 04:14	201.6 8	0.00	51.82	0.00	31.3 8	36.7 0	38.5 8	11.74	1.74	20%	Q 19.92	Q	8.03
23/04/201 1 04:29	207.9 2	0.00	50.67	0.00	33.5 1	37.6 7	37.9 4	7.87	-2.13	0%	Q 19.92	Q	-
23/04/201 1 04:44	209.3 2	0.00	49.53	0.00	32.9 8	39.0 2	38.5 9	10.53	0.53	5%	Q 19.92	Q	2.08
23/04/201 1 04:59	223.4 2	0.00	48.77	0.00	36.8 3	41.4 2	46.1 5	11.29	1.29	20%	Q 19.92	Q	8.90
23/04/201 1 05:14	240.3 3	0.00	49.91	0.00	39.6 2	41.9 3	44.7 7	6.33	-3.67	0%	Q 19.92	Q	-
23/04/201 1 05:29	228.4 3	0.00	51.44	0.00	34.1 2	37.9 9	41.8 8	10.22	0.22	5%	Q 19.92	Q	2.28
23/04/201 1 05:44	219.4 9	0.00	49.91	0.00	36.8 6	39.7 2	39.2 0	4.49	-5.51	0%	Q 19.92	Q	-
23/04/201 1 05:59	228.7 8	0.00	48.77	0.00	34.7 7	37.0 1	40.3 8	8.01	-1.99	0%	Q 19.92	Q	-

23/04/201 1 06:14	232.8 4	0.00	29.34	0.00	39.2 4	39.1 9	40.4 7	2.11	-7.89	0%	Q 19.92	Q	-
23/04/201 1 06:29	228.5 3	0.00	9.53	1.52	40.6 0	37.4 6	39.1 9	4.15	-5.85	0%	Q 19.92	Q	-
23/04/201 1 06:44	226.8 9	0.00	1.52	4.57	38.7 6	35.5 0	39.1 0	6.05	-3.95	0%	Q 19.92	Q	-
23/04/201 1 06:59	222.0 5	0.00	4.57	4.19	38.6 7	35.7 7	39.7 9	6.06	-3.94	0%	Q 19.92	Q	-
23/04/201 1 07:14	229.4 3	0.00	5.72	1.91	39.9 9	36.1 5	40.5 5	7.06	-2.94	0%	Q 19.92	Q	-
23/04/201 1 07:29	229.7 5	0.00	10.67	0.38	38.7 9	36.0 1	43.3 6	10.09	0.09	5%	Q 19.92	Q	2.29
23/04/201 1 07:44	242.2 2	0.00	16.38	0.00	44.9 4	40.6 1	42.3 0	5.45	-4.55	0%	Q 19.92	Q	-
23/04/201 1 07:59	251.2 8	0.00	18.29	0.00	44.0 1	41.8 3	44.8 0	3.94	-6.06	0%	Q 19.92	Q	-
23/04/201 1 08:14	262.6 2	0.00	26.29	0.00	48.4 9	45.9 2	46.0 8	3.54	-6.46	0%	Q 19.92	Q	-
23/04/201 1 08:29	280.2 9	0.00	36.20	0.00	53.4 7	48.0 1	46.7 5	8.22	-1.78	0%	Q 19.92	Q	-
23/04/201 1 08:44	287.0 7	0.00	48.39	0.00	53.2 8	48.4 6	47.7 9	6.89	-3.11	0%	Q 19.92	Q	-
23/04/201 1 08:59	294 2	0.00	60.96	0.00	54.8 7	49.3 6	50.7 5	6.21	-3.79	0%	Q 19.92	Q	-
23/04/201 1 09:14	303.9 8	0.00	68.58	0.00	56.8 8	49.7 3	54.3 6	7.32	-2.68	0%	Q 19.92	Q	-
23/04/201 1 09:29	304.5 2	0.00	72.39	0.00	55.5 9	50.5 4	51.2 4	5.97	-4.03	0%	Q 19.92	Q	-
23/04/201 1 09:44	306.5 5	0.00	70.87	0.00	56.2 3	49.8 2	53.4 1	6.27	-3.73	0%	Q 19.92	Q	-
23/04/201 1 09:59	311.0 3	0.00	71.63	0.00	56.5 2	51.6 9	55.4 4	5.24	-4.76	0%	Q 19.92	Q	-
23/04/201 1 10:14	315.4 3	0.00	76.58	0.00	58.1 2	50.6 6	58.1 7	8.97	-1.03	0%	Q 19.92	Q	-
23/04/201 1 10:29	315.5 8	0.00	79.63	0.00	58.1 5	53.4 7	55.4 5	4.42	-5.58	0%	Q 19.92	Q	-
23/04/201 1 10:44	320.4 3	0.00	84.58	0.00	57.2 9	54.4 3	55.4 4	2.82	-7.18	0%	Q 19.92	Q	-
23/04/201 1 10:59	323.2 1	0.00	84.96	0.00	62.0 3	52.4 8	57.3 6	8.40	-1.60	0%	Q 19.92	Q	-
23/04/201 1 11:14	328.8 8	0.00	79.25	0.00	60.6 8	56.4 1	58.5 5	3.65	-6.35	0%	Q 19.92	Q	-
23/04/201 1 11:29	330.0 3	0.00	79.63	0.00	63.6 4	54.3 7	56.7 9	9.22	-0.78	0%	Q 19.92	Q	-
23/04/201 1 11:44	331.1 2	0.00	79.25	0.00	61.3 3	54.0 0	58.2 8	6.69	-3.31	0%	Q 19.92	Q	-
23/04/201 1 11:59	336.7 9	0.00	81.92	0.00	59.0 1	53.6 3	57.8 5	5.63	-4.37	0%	Q 19.92	Q	-
23/04/201 1 12:14	336.0 5	0.00	84.96	0.00	59.8 3	54.0 5	59.2 4	6.34	-3.66	0%	Q 19.92	Q	-
23/04/201 1 12:29	336.1 1	0.00	84.96	0.00	63.8 6	55.3 4	56.8 1	8.85	-1.15	0%	Q 19.92	Q	-
23/04/201 1 12:44	331.6 9	0.00	83.82	0.00	62.6 1	53.4 0	56.1 9	9.08	-0.92	0%	Q 19.92	Q	-
23/04/201 1 12:59	328.9 5	0.00	82.68	0.00	61.6 1	52.8 5	53.8 9	9.79	-0.21	0%	Q 19.92	Q	-
23/04/201 1 13:14	328.1 8	0.00	78.11	0.00	59.2 1	55.5 1	56.2 5	3.90	-6.10	0%	Q 19.92	Q	-
23/04/201 1 13:29	333.4 4	0.00	75.44	0.00	62.9 8	53.0 8	57.5 5	8.83	-1.17	0%	Q 19.92	Q	-
23/04/201 1 13:44	331.7 2	0.00	73.91	0.00	64.3 1	53.3 8	57.0 5	10.41	0.41	5%	Q 19.92	Q	3.30
23/04/201 1 13:59	333.6 2	0.00	71.63	0.00	64.0 6	55.1 9	54.9 5	10.32	0.32	5%	Q 19.92	Q	3.32

23/04/201 1 14:14	337.4 2	0.00	71.25	0.00	63.2 7	55.1 1	55.0 1	9.47	-0.53	0%	Q 19.92	Q	-
23/04/201 1 14:29	334.6 7	0.00	69.72	0.00	64.1 7	56.3 2	54.5 3	9.99	-0.01	0%	Q 19.92	Q	-
23/04/201 1 14:44	339.6 8	0.00	67.82	0.00	64.5 9	56.0 5	54.5 0	10.64	0.64	5%	Q 19.92	Q	3.38
23/04/201 1 14:59	337.2 6	0.00	59.44	0.00	64.3 1	56.6 5	55.5 8	9.28	-0.72	0%	Q 19.92	Q	-
23/04/201 1 15:14	340.1 6	0.00	59.82	0.00	64.6 2	55.2 3	54.6 0	11.13	1.13	20%	Q 19.92	Q	13.55
23/04/201 1 15:29	330.7 6	0.00	51.05	0.00	63.9 3	53.1 2	54.2 5	11.96	1.96	20%	Q 19.92	Q	13.18
23/04/201 1 15:44	331.5 8	0.00	50.67	0.00	62.4 5	52.9 4	54.8 9	10.02	0.02	5%	Q 19.92	Q	3.30
23/04/201 1 15:59	332.2 2	0.00	49.15	0.00	60.3 8	49.5 8	55.4 4	10.07	0.07	5%	Q 19.92	Q	3.31
23/04/201 1 16:14	321.0 4	0.00	50.67	0.00	63.7 4	47.9 0	53.1 9	16.01	6.01	75%	Q 19.92	Q	47.96
23/04/201 1 16:29	317.8 7	0.00	50.67	0.00	61.0 6	47.0 5	51.6 9	14.63	4.63	50%	Q 19.92	Q	31.66
23/04/201 1 16:44	316.5 5	0.00	48.01	0.00	61.2 9	46.8 6	50.1 6	16.15	6.15	75%	Q 19.92	Q	47.29
23/04/201 1 16:59	309.3 9	0.00	47.63	0.00	57.7 7	46.7 0	49.8 8	12.28	2.28	20%	Q 19.92	Q	12.33
23/04/201 1 17:14	299.5 1	0.00	52.58	0.00	56.1 7	44.1 1	51.2 8	12.69	2.69	20%	Q 19.92	Q	11.93
23/04/201 1 17:29	301.3 2	0.00	45.72	0.00	54.7 9	48.5 1	50.7 0	6.73	-3.27	0%	Q 19.92	Q	-
23/04/201 1 17:44	310.9 9	0.00	41.53	0.00	60.9 7	47.3 1	50.5 1	15.19	5.19	75%	Q 19.92	Q	46.46
23/04/201 1 17:59	323.9 8	0.00	61.72	0.00	65.9 1	55.1 6	57.3 0	10.85	0.85	5%	Q 19.92	Q	3.23
23/04/201 1 18:14	374.2 3	0.00	81.92	0.00	76.8 2	70.0 3	73.0 1	4.82	-5.18	0%	Q 19.92	Q	-
23/04/201 1 18:29	391.5 1	0.00	79.63	0.00	71.2 0	71.6 6	70.1 4	1.21	-8.79	0%	Q 19.92	Q	-
23/04/201 1 18:44	435.8 3	0.00	83.06	0.00	79.0 8	79.7 1	80.2 8	0.77	-9.23	0%	Q 19.92	Q	-
23/04/201 1 18:59	447.4 3	0.00	86.11	0.00	80.2 9	81.2 2	78.8 2	1.61	-8.39	0%	Q 19.92	Q	-
23/04/201 1 19:14	453.3 5	0.00	85.34	0.00	80.7 4	81.7 5	81.8 8	0.88	-9.12	0%	Q 19.92	Q	-
23/04/201 1 19:29	456.9 5	0.00	81.15	0.00	78.9 4	82.1 4	80.8 1	2.10	-7.90	0%	Q 19.92	Q	-
23/04/201 1 19:44	451.4 1	0.00	80.77	0.00	78.0 8	80.9 3	78.1 2	2.39	-7.61	0%	Q 19.92	Q	-
23/04/201 1 19:59	447.5 3	0.00	80.39	0.00	76.5 0	78.4 9	79.0 6	1.94	-8.06	0%	Q 19.92	Q	-
23/04/201 1 20:14	438.2 3	0.00	80.77	0.00	74.9 5	77.3 3	79.2 7	2.89	-7.11	0%	Q 19.92	Q	-
23/04/201 1 20:29	434.0 3	0.00	80.01	0.00	72.8 6	74.7 9	77.6 0	3.35	-6.65	0%	Q 19.92	Q	-
23/04/201 1 20:44	421.6 5	0.00	81.15	0.00	71.6 2	72.4 5	76.2 7	3.84	-6.16	0%	Q 19.92	Q	-
23/04/201 1 20:59	412.5 7	0.00	80.77	0.00	70.2 2	69.8 8	72.9 1	2.69	-7.31	0%	Q 19.92	Q	-
23/04/201 1 21:14	397.4 2	0.00	73.53	0.00	67.0 3	66.0 6	68.9 1	2.34	-7.66	0%	Q 19.92	Q	-
23/04/201 1 21:29	381.7 3	0.00	72.01	0.00	66.5 2	63.4 7	66.8 3	3.26	-6.74	0%	Q 19.92	Q	-
23/04/201 1 21:44	362.2 2	0.00	70.10	0.00	62.6 6	60.1 4	63.5 2	3.17	-6.83	0%	Q 19.92	Q	-
23/04/201 1 21:59	333.7 8	0.00	67.44	0.00	54.5 8	55.0 8	59.5 9	5.62	-4.38	0%	Q 19.92	Q	-

23/04/201 1 22:14	311.1 5	0.00	66.68	0.00	53.5 7	50.8 7	52.8 1	2.95	-7.05	0%	Q 19.92	Q	-
23/04/201 1 22:29	296.1 9	0.00	65.15	0.00	52.7 5	50.0 4	52.4 5	3.30	-6.70	0%	Q 19.92	Q	-
23/04/201 1 22:44	286.8 3	0.00	64.77	0.00	50.2 8	46.8 2	48.6 7	3.64	-6.36	0%	Q 19.92	Q	-
23/04/201 1 22:59	274.4 4	0.00	59.06	0.00	48.0 7	44.6 0	48.4 0	5.15	-4.85	0%	Q 19.92	Q	-
23/04/201 1 23:14	257.9 9	0.00	59.44	0.00	46.2 6	43.8 2	44.2 5	3.31	-6.69	0%	Q 19.92	Q	-
23/04/201 1 23:29	249.0 6	0.00	62.10	0.00	42.8 4	40.9 6	42.7 6	2.91	-7.09	0%	Q 19.92	Q	-
23/04/201 1 23:44	241.5 4	0.00	60.96	0.00	41.2 6	40.1 8	42.6 3	3.08	-6.92	0%	Q 19.92	Q	-
23/04/201 1 23:59	234.9 7	0.00	60.96	0.00	39.7 0	41.0 3	41.1 2	2.26	-7.74	0%	Q 19.92	Q	-
24/04/201 1 00:14	228.8 5	0.00	59.44	0.00	38.8 7	38.7 4	40.7 6	3.30	-6.70	0%	Q 19.92	Q	-
24/04/201 1 00:29	223.7 9	0.00	60.58	0.00	38.7 3	39.2 0	38.5 3	0.98	-9.02	0%	Q 19.92	Q	-
24/04/201 1 00:44	216.1 2	0.00	58.29	0.00	36.6 2	37.8 2	37.8 0	2.12	-7.88	0%	Q 19.92	Q	-
24/04/201 1 00:59	212.1 1	0.00	57.91	0.00	36.9 4	38.5 9	37.4 2	2.50	-7.50	0%	Q 19.92	Q	-
24/04/201 1 01:14	211.7 8	0.00	59.06	0.00	33.7 8	38.5 8	38.0 7	8.23	-1.77	0%	Q 19.92	Q	-
24/04/201 1 01:29	211.3 7	0.00	59.06	0.00	34.5 6	38.1 6	37.9 6	6.32	-3.68	0%	Q 19.92	Q	-
24/04/201 1 01:44	207.4 1	0.00	57.53	0.00	34.7 0	37.3 8	35.7 7	3.98	-6.02	0%	Q 19.92	Q	-
24/04/201 1 01:59	206.1 8	0.00	58.29	0.00	35.6 7	36.9 6	37.5 7	2.89	-7.11	0%	Q 19.92	Q	-
24/04/201 1 02:14	206.9 9	0.00	56.39	0.00	33.4 4	37.7 8	36.8 9	7.21	-2.79	0%	Q 19.92	Q	-
24/04/201 1 02:29	205.9 1	0.00	52.20	0.00	34.3 6	37.5 5	37.0 6	5.41	-4.59	0%	Q 19.92	Q	-
24/04/201 1 02:44	203.1 6	0.00	51.44	0.00	32.7 9	36.5 0	36.7 8	7.26	-2.74	0%	Q 19.92	Q	-
24/04/201 1 02:59	201.8 4	0.00	51.82	0.00	33.4 1	37.2 0	36.2 5	6.20	-3.80	0%	Q 19.92	Q	-
24/04/201 1 03:14	202.8 5	0.00	51.05	0.00	34.0 4	36.6 3	36.5 1	4.72	-5.28	0%	Q 19.92	Q	-
24/04/201 1 03:29	204.7 8	0.00	50.29	0.00	32.9 7	36.7 0	36.9 0	7.19	-2.81	0%	Q 19.92	Q	-
24/04/201 1 03:44	203.4 7	0.00	49.91	0.00	33.6 6	36.5 8	35.7 3	4.71	-5.29	0%	Q 19.92	Q	-
24/04/201 1 03:59	205.0 2	0.00	50.29	0.00	33.6 5	37.8 9	35.5 9	6.10	-3.90	0%	Q 19.92	Q	-
24/04/201 1 04:14	206.2 8	0.00	54.10	0.00	33.9 4	37.1 0	38.0 7	6.68	-3.32	0%	Q 19.92	Q	-
24/04/201 1 04:29	207.7 6	0.00	51.05	0.00	33.5 2	38.6 1	36.9 4	7.80	-2.20	0%	Q 19.92	Q	-
24/04/201 1 04:44	211.7 6	0.00	49.15	0.00	35.4 0	38.9 0	38.4 4	5.80	-4.20	0%	Q 19.92	Q	-
24/04/201 1 04:59	220.4 1	0.00	46.86	0.00	35.1 2	41.2 2	41.5 2	10.61	0.61	5%	Q 19.92	Q	2.20
24/04/201 1 05:14	225.9 2	0.00	46.10	0.00	36.0 9	40.3 3	42.3 5	8.84	-1.16	0%	Q 19.92	Q	-
24/04/201 1 05:29	209.7 6	0.00	44.20	0.00	31.0 1	33.7 4	34.4 3	6.20	-3.80	0%	Q 19.92	Q	-
24/04/201 1 05:44	197.9 5	0.00	43.82	0.00	32.5 2	32.2 7	34.8 2	4.87	-5.13	0%	Q 19.92	Q	-
24/04/201 1 05:59	205.0 5	0.00	44.20	0.00	34.8 8	32.8 9	38.6 9	9.03	-0.97	0%	Q 19.92	Q	-

24/04/201 1 06:14	205.6 7	0.00	23.62	0.00	35.0 3	34.3 8	37.0 5	4.41	-5.59	0%	Q 19.92	Q	-
24/04/201 1 06:29	212.2 7	0.00	1.14	3.81	33.3 4	32.5 8	40.1 6	13.57	3.57	50%	Q 19.92	Q	21.14
24/04/201 1 06:44	208.8 4	0.00	0.00	9.14	34.8 0	33.0 8	40.4 1	11.95	1.95	20%	Q 19.92	Q	8.32
24/04/201 1 06:59	215.8 1	0.00	1.14	4.19	36.8 9	35.8 8	41.2 2	8.48	-1.52	0%	Q 19.92	Q	-
24/04/201 1 07:14	229.8 6	0.00	4.19	3.81	40.6 0	38.5 0	41.3 2	4.09	-5.91	0%	Q 19.92	Q	-
24/04/201 1 07:29	241.5 8	0.00	6.86	1.14	41.0 7	41.5 3	45.0 6	5.89	-4.11	0%	Q 19.92	Q	-
24/04/201 1 07:44	250.9 8	0.00	7.24	0.00	47.0 0	40.9 4	47.1 3	9.07	-0.93	0%	Q 19.92	Q	-
24/04/201 1 07:59	269.1 2	0.00	9.91	0.00	48.5 1	43.6 7	51.6 8	8.93	-1.07	0%	Q 19.92	Q	-
24/04/201 1 08:14	278.8 2	0.00	11.81	0.00	50.3 0	46.1 1	50.9 9	6.15	-3.85	0%	Q 19.92	Q	-
24/04/201 1 08:29	293.3 2	0.00	20.96	0.00	53.5 1	51.7 3	55.8 6	4.02	-5.98	0%	Q 19.92	Q	-
24/04/201 1 08:44	311.1 9	0.00	24.77	0.00	57.2 5	56.1 3	51.4 6	6.35	-3.65	0%	Q 19.92	Q	-
24/04/201 1 08:59	217.9 5	0.00	32.00	0.00	54.8 7	17.4 2	51.6 8	57.84	47.84	100 %	Q 19.92	Q	43.42
24/04/201 1 09:14	250.1 2	0.00	32.77	0.00	51.5 7	54.0 0	49.0 1	4.88	-5.12	0%	Q 19.92	Q	-
24/04/201 1 09:29	310.8 5	0.00	37.72	0.00	58.1 2	53.6 9	53.0 7	5.75	-4.25	0%	Q 19.92	Q	-
24/04/201 1 09:44	316.7 1	0.00	38.48	0.00	58.1 5	51.4 9	56.8 5	7.22	-2.78	0%	Q 19.92	Q	-
24/04/201 1 09:59	318.0 9	0.00	41.15	0.00	58.6 4	53.0 6	55.4 5	5.25	-4.75	0%	Q 19.92	Q	-
24/04/201 1 10:14	322.8 9	0.00	43.43	0.00	61.8 1	55.8 4	55.3 8	7.17	-2.83	0%	Q 19.92	Q	-
24/04/201 1 10:29	328.5 5	0.00	47.63	0.00	62.0 2	52.8 9	58.8 0	8.66	-1.34	0%	Q 19.92	Q	-
24/04/201 1 10:44	329.6 7	0.00	44.96	0.00	62.4 9	57.9 4	55.5 6	6.52	-3.48	0%	Q 19.92	Q	-
24/04/201 1 10:59	333.8 4	0.00	45.72	0.00	64.9 3	57.2 0	60.5 6	6.62	-3.38	0%	Q 19.92	Q	-
24/04/201 1 11:14	339.2 7	0.00	50.29	0.00	63.5 1	56.2 0	57.9 7	7.23	-2.77	0%	Q 19.92	Q	-
24/04/201 1 11:29	338.7 3	0.00	48.01	0.00	64.3 7	55.5 9	59.8 4	7.40	-2.60	0%	Q 19.92	Q	-
24/04/201 1 11:44	338.4 6	0.00	51.82	0.00	63.2 9	53.0 6	58.9 9	9.22	-0.78	0%	Q 19.92	Q	-
24/04/201 1 11:59	339.8 4	0.00	52.96	0.00	64.4 8	57.5 6	60.7 7	5.81	-4.19	0%	Q 19.92	Q	-
24/04/201 1 12:14	343.7 8	0.00	57.15	0.00	63.9 5	55.1 5	57.3 1	8.75	-1.25	0%	Q 19.92	Q	-
24/04/201 1 12:29	338.1 3	0.00	54.10	0.00	65.3 5	53.1 8	58.4 3	10.79	0.79	5%	Q 19.92	Q	3.37
24/04/201 1 12:44	334.2 8	0.00	51.82	0.00	63.1 0	52.7 0	59.3 3	9.72	-0.28	0%	Q 19.92	Q	-
24/04/201 1 12:59	334.8 5	0.00	50.29	0.00	60.1 5	56.4 6	57.3 5	3.73	-6.27	0%	Q 19.92	Q	-
24/04/201 1 13:14	332.5 7	0.00	48.01	0.00	61.8 2	53.2 8	59.1 0	8.24	-1.76	0%	Q 19.92	Q	-
24/04/201 1 13:29	333.9 2	0.00	46.48	0.00	61.1 5	55.9 6	57.5 4	5.04	-4.96	0%	Q 19.92	Q	-
24/04/201 1 13:44	328.9 4	0.00	47.63	0.00	60.5 8	53.7 1	57.2 8	6.08	-3.92	0%	Q 19.92	Q	-
24/04/201 1 13:59	319.8 1	0.00	46.86	0.00	59.2 0	53.9 6	58.4 7	5.68	-4.32	0%	Q 19.92	Q	-

24/04/201 1 14:14	319.7 2	0.00	45.72	0.00	58.2 0	52.0 7	54.7 5	5.81	-4.19	0%	Q 19.92	Q	-
24/04/201 1 14:29	314.7 7	0.00	45.34	0.00	59.6 4	52.3 7	55.5 9	6.75	-3.25	0%	Q 19.92	Q	-
24/04/201 1 14:44	317.7 5	0.00	44.96	0.00	55.7 5	51.8 7	54.4 7	4.00	-6.00	0%	Q 19.92	Q	-
24/04/201 1 14:59	316.4	0.00	43.82	0.00	58.4 9	51.8 3	52.7 9	7.58	-2.42	0%	Q 19.92	Q	-
24/04/201 1 15:14	311.4 6	0.00	45.72	0.00	57.1 2	52.6 4	52.0 6	5.90	-4.10	0%	Q 19.92	Q	-
24/04/201 1 15:29	312.3 8	0.00	48.39	0.00	57.2 9	51.7 0	51.8 0	6.89	-3.11	0%	Q 19.92	Q	-
24/04/201 1 15:44	306.0 2	0.00	46.48	0.00	55.6 8	49.9 5	53.8 6	6.04	-3.96	0%	Q 19.92	Q	-
24/04/201 1 15:59	303.9 9	0.00	45.72	0.00	55.1 8	49.3 8	54.6 3	6.94	-3.06	0%	Q 19.92	Q	-
24/04/201 1 16:14	299.1	0.00	42.29	0.00	54.1 9	50.6 7	54.6 8	4.72	-5.28	0%	Q 19.92	Q	-
24/04/201 1 16:29	306.0 4	0.00	40.77	0.00	54.7 4	49.1 9	54.6 7	6.95	-3.05	0%	Q 19.92	Q	-
24/04/201 1 16:44	305.8 8	0.00	38.86	0.00	54.4 5	47.3 9	54.6 5	9.15	-0.85	0%	Q 19.92	Q	-
24/04/201 1 16:59	305.1 4	0.00	38.48	0.00	52.4 2	48.7 0	52.5 0	4.90	-5.10	0%	Q 19.92	Q	-
24/04/201 1 17:14	300.6 5	0.00	38.48	0.00	53.2 0	48.4 1	53.9 7	6.65	-3.35	0%	Q 19.92	Q	-
24/04/201 1 17:29	304.3 1	0.00	35.43	0.00	56.5 7	48.1 0	56.0 7	10.23	0.23	5%	Q 19.92	Q	3.03
24/04/201 1 17:44	316.4	0.00	35.05	0.00	58.3 0	50.1 6	58.1 0	9.65	-0.35	0%	Q 19.92	Q	-
24/04/201 1 17:59	337.9 6	0.00	49.91	0.00	63.6 1	62.6 7	63.7 4	1.06	-8.94	0%	Q 19.92	Q	-
24/04/201 1 18:14	388.1 2	0.00	78.11	0.00	72.7 7	75.2 7	72.9 5	2.18	-7.82	0%	Q 19.92	Q	-
24/04/201 1 18:29	438.0 8	0.00	70.87	0.00	78.9 1	82.4 8	78.8 4	3.00	-7.00	0%	Q 19.92	Q	-
24/04/201 1 18:44	460.0 1	0.00	68.58	0.00	80.2 7	82.0 2	83.3 7	1.97	-8.03	0%	Q 19.92	Q	-
24/04/201 1 18:59	468.3 1	0.00	66.29	0.00	80.7 3	84.3 0	83.5 4	2.57	-7.43	0%	Q 19.92	Q	-
24/04/201 1 19:14	468.4 9	0.00	69.34	0.00	79.8 3	81.6 6	82.6 5	1.90	-8.10	0%	Q 19.92	Q	-
24/04/201 1 19:29	462.4 7	0.00	66.68	0.00	79.0 5	84.4 2	83.8 2	4.10	-5.90	0%	Q 19.92	Q	-
24/04/201 1 19:44	463.1 2	0.00	66.29	0.00	79.1 7	81.2 9	83.0 6	2.47	-7.53	0%	Q 19.92	Q	-
24/04/201 1 19:59	459.7 7	0.00	66.68	0.00	76.6 1	79.5 0	82.1 9	3.55	-6.45	0%	Q 19.92	Q	-
24/04/201 1 20:14	451.4 1	0.00	68.58	0.00	75.9 3	78.9 3	79.0 0	2.60	-7.40	0%	Q 19.92	Q	-
24/04/201 1 20:29	439.7 1	0.00	66.68	0.00	73.8 4	76.3 5	75.3 6	1.79	-8.21	0%	Q 19.92	Q	-
24/04/201 1 20:44	427.9 1	0.00	64.39	0.00	72.1 8	73.8 2	76.3 6	3.02	-6.98	0%	Q 19.92	Q	-
24/04/201 1 20:59	414.7 4	0.00	61.72	0.00	71.1 7	70.2 9	72.2 5	1.42	-8.58	0%	Q 19.92	Q	-
24/04/201 1 21:14	402.6 3	0.00	62.10	0.00	68.4 9	68.1 3	69.1 8	0.85	-9.15	0%	Q 19.92	Q	-
24/04/201 1 21:29	391.9 6	0.00	61.34	0.00	66.6 2	67.2 3	68.0 8	1.14	-8.86	0%	Q 19.92	Q	-
24/04/201 1 21:44	381.4 1	0.00	60.58	0.00	65.2 3	62.7 9	65.1 7	2.49	-7.51	0%	Q 19.92	Q	-
24/04/201 1 21:59	362.1 4	0.00	61.34	0.00	60.1 8	59.7 3	60.2 7	0.55	-9.45	0%	Q 19.92	Q	-

24/04/201 1 22:14	338.8 2	0.00	59.44	0.00	56.5 4	56.8 5	60.0 4	3.86	-6.14	0%	Q 19.92	Q	-
24/04/201 1 22:29	322.6	0.00	61.34	0.00	54.6 1	53.7 4	55.5 9	1.73	-8.27	0%	Q 19.92	Q	-
24/04/201 1 22:44	309.4 1	0.00	58.67	0.00	52.4 6	51.2 8	54.4 8	3.30	-6.70	0%	Q 19.92	Q	-
24/04/201 1 22:59	297.7 7	0.00	56.39	0.00	49.1 9	48.7 4	54.2 6	6.96	-3.04	0%	Q 19.92	Q	-
24/04/201 1 23:14	280.6 7	0.00	53.72	0.00	45.9 0	46.1 6	49.7 7	5.27	-4.73	0%	Q 19.92	Q	-
24/04/201 1 23:29	267.3 5	0.00	53.34	0.00	45.4 2	44.5 8	48.1 2	4.52	-5.48	0%	Q 19.92	Q	-
24/04/201 1 23:44	259.6 9	0.00	54.10	0.00	43.2 8	43.6 8	48.4 3	7.31	-2.69	0%	Q 19.92	Q	-
24/04/201 1 23:59	251.7 7	0.00	56.39	0.00	41.5 8	42.9 2	45.2 0	4.55	-5.45	0%	Q 19.92	Q	-
25/04/201 1 00:14	246.6 3	0.00	52.20	0.00	41.0 2	42.3 2	45.8 4	6.46	-3.54	0%	Q 19.92	Q	-
25/04/201 1 00:29	240.8 4	0.00	50.29	0.00	41.0 6	41.1 5	43.8 7	4.39	-5.61	0%	Q 19.92	Q	-
25/04/201 1 00:44	233.7 7	0.00	49.15	0.00	38.0 7	39.7 5	42.9 3	6.66	-3.34	0%	Q 19.92	Q	-
25/04/201 1 00:59	229.5	0.00	48.39	0.00	37.0 3	39.3 3	43.6 1	9.05	-0.95	0%	Q 19.92	Q	-
25/04/201 1 01:14	224.9 7	0.00	48.01	0.00	36.2 3	38.1 9	42.6 0	9.21	-0.79	0%	Q 19.92	Q	-
25/04/201 1 01:29	223.4 5	0.00	47.63	0.00	36.6 4	38.7 8	41.3 1	6.17	-3.83	0%	Q 19.92	Q	-
25/04/201 1 01:44	222.8 5	0.00	48.01	0.00	35.8 2	38.7 2	41.1 4	7.11	-2.89	0%	Q 19.92	Q	-
25/04/201 1 01:59	217.5 2	0.00	49.15	0.00	35.9 2	37.9 7	40.2 6	5.81	-4.19	0%	Q 19.92	Q	-
25/04/201 1 02:14	216.3 8	0.00	49.53	0.00	35.5 4	38.2 8	40.3 2	6.59	-3.41	0%	Q 19.92	Q	-
25/04/201 1 02:29	214.1 3	0.00	48.39	0.00	35.1 8	37.3 6	39.1 4	5.50	-4.50	0%	Q 19.92	Q	-
25/04/201 1 02:44	211.2 7	0.00	47.63	0.00	35.2 5	38.3 6	38.0 1	5.26	-4.74	0%	Q 19.92	Q	-
25/04/201 1 02:59	211.9 3	0.00	47.63	0.00	34.6 6	37.3 9	38.7 9	6.19	-3.81	0%	Q 19.92	Q	-
25/04/201 1 03:14	207.9 4	0.00	47.24	0.00	34.3 8	36.1 5	37.4 0	4.44	-5.56	0%	Q 19.92	Q	-
25/04/201 1 03:29	206.8 6	0.00	49.91	0.00	32.9 7	36.6 9	37.5 6	7.75	-2.25	0%	Q 19.92	Q	-
25/04/201 1 03:44	208.4 1	0.00	47.63	0.00	34.3 0	37.3 9	37.7 7	5.99	-4.01	0%	Q 19.92	Q	-
25/04/201 1 03:59	207.7 1	0.00	44.58	0.00	35.5 9	37.2 2	35.8 3	2.78	-7.22	0%	Q 19.92	Q	-
25/04/201 1 04:14	206.9 3	0.00	46.48	0.00	34.1 6	36.6 3	36.1 4	4.16	-5.84	0%	Q 19.92	Q	-
25/04/201 1 04:29	207.1 4	0.00	44.58	0.00	34.9 9	37.7 6	36.5 5	3.96	-6.04	0%	Q 19.92	Q	-
25/04/201 1 04:44	208.0 8	0.00	43.82	0.00	34.3 7	37.0 2	36.4 7	4.40	-5.60	0%	Q 19.92	Q	-
25/04/201 1 04:59	211.4 9	0.00	42.29	0.00	35.1 6	38.1 6	39.0 9	6.16	-3.84	0%	Q 19.92	Q	-
25/04/201 1 05:14	212.0 5	0.00	46.10	0.00	34.6 3	37.6 3	36.3 3	4.33	-5.67	0%	Q 19.92	Q	-
25/04/201 1 05:29	199.9 6	0.00	48.77	0.00	33.2 9	30.8 6	31.2 1	4.73	-5.27	0%	Q 19.92	Q	-
25/04/201 1 05:44	181.5 1	0.00	46.10	0.00	30.7 5	28.0 4	29.6 0	4.83	-5.17	0%	Q 19.92	Q	-
25/04/201 1 05:59	177.0 8	0.00	46.86	0.00	29.5 7	29.8 4	32.0 8	5.19	-4.81	0%	Q 19.92	Q	-

25/04/201 1 06:14	191.9 1	0.00	35.81	0.00	32.1 7	31.3 7	32.1 1	1.61	-8.39	0%	Q 19.92	Q	-
25/04/201 1 06:29	188.9 4	0.00	4.57	0.76	31.0 0	31.8 7	30.9 1	1.95	-8.05	0%	Q 19.92	Q	-
25/04/201 1 06:44	194.4 8	0.00	8.76	0.00	33.4 3	33.1 3	34.8 3	3.06	-6.94	0%	Q 19.92	Q	-
25/04/201 1 06:59	209.1 7	0.00	13.34	0.38	36.5 2	34.6 0	38.1 4	5.00	-5.00	0%	Q 19.92	Q	-
25/04/201 1 07:14	221.1 9	0.00	21.72	0.00	36.3 9	36.7 2	42.9 8	11.07	1.07	20%	Q 19.92	Q	8.81
25/04/201 1 07:29	232.4 7	0.00	29.34	0.00	40.0 3	37.2 3	42.4 5	6.70	-3.30	0%	Q 19.92	Q	-
25/04/201 1 07:44	244.4 0	0.00	34.29	0.00	42.6 7	40.3 2	46.4 3	7.63	-2.37	0%	Q 19.92	Q	-
25/04/201 1 07:59	255.1 6	0.00	37.72	0.00	44.0 5	42.1 0	43.1 4	2.31	-7.69	0%	Q 19.92	Q	-
25/04/201 1 08:14	262.2 8	0.00	43.82	0.00	48.5 5	42.0 5	48.2 2	9.13	-0.87	0%	Q 19.92	Q	-
25/04/201 1 08:29	275.2 9	0.00	45.34	0.00	48.3 1	44.6 0	52.7 1	8.59	-1.41	0%	Q 19.92	Q	-
25/04/201 1 08:44	276.7 3	0.00	50.67	0.00	50.0 9	43.7 3	51.9 2	9.98	-0.02	0%	Q 19.92	Q	-
25/04/201 1 08:59	292.2 6	0.00	56.77	0.00	55.3 5	47.5 3	53.4 0	8.76	-1.24	0%	Q 19.92	Q	-
25/04/201 1 09:14	292.0 9	0.00	60.58	0.00	52.8 4	46.5 5	52.6 8	8.17	-1.83	0%	Q 19.92	Q	-
25/04/201 1 09:29	296.4 9	0.00	62.48	0.00	52.2 7	46.9 5	55.8 7	9.18	-0.82	0%	Q 19.92	Q	-
25/04/201 1 09:44	302.9 2	0.00	62.48	0.00	56.5 5	48.0 2	54.9 4	9.69	-0.31	0%	Q 19.92	Q	-
25/04/201 1 09:59	301.3 2	0.00	60.96	0.00	56.2 2	47.2 4	53.9 1	9.94	-0.06	0%	Q 19.92	Q	-
25/04/201 1 10:14	301.1 6	0.00	67.06	0.00	52.7 7	48.0 6	57.2 2	8.78	-1.22	0%	Q 19.92	Q	-
25/04/201 1 10:29	301.1 7	0.00	70.87	0.00	55.6 3	46.0 4	54.0 0	11.27	1.27	20%	Q 19.92	Q	12.00
25/04/201 1 10:44	299.8 9	0.00	69.34	0.00	54.8 9	47.7 0	57.6 5	10.70	0.70	5%	Q 19.92	Q	2.99
25/04/201 1 10:59	301.3 7	0.00	73.91	0.00	55.1 2	48.9 6	57.0 9	8.87	-1.13	0%	Q 19.92	Q	-
25/04/201 1 11:14	303.1 0	0.00	73.15	0.00	56.5 2	50.9 5	57.4 8	7.34	-2.66	0%	Q 19.92	Q	-
25/04/201 1 11:29	284.0 7	0.00	72.39	0.00	46.3 7	37.1 3	46.0 3	14.00	4.00	50%	Q 19.92	Q	28.29
25/04/201 1 11:44	285.5 9	0.00	72.01	0.00	54.9 9	47.1 3	55.2 8	10.17	0.17	5%	Q 19.92	Q	2.84
25/04/201 1 11:59	301.9 4	0.00	68.96	0.00	56.4 0	47.8 5	55.5 0	10.14	0.14	5%	Q 19.92	Q	3.01
25/04/201 1 12:14	302.8 1	0.00	68.96	0.00	55.3 5	47.4 9	55.2 5	9.88	-0.12	0%	Q 19.92	Q	-
25/04/201 1 12:29	301.3 7	0.00	65.91	0.00	57.6 0	45.8 5	53.9 1	12.59	2.59	20%	Q 19.92	Q	12.01
25/04/201 1 12:44	301.0 8	0.00	65.91	0.00	55.6 8	47.5 8	53.7 3	9.08	-0.92	0%	Q 19.92	Q	-
25/04/201 1 12:59	294.7 4	0.00	60.58	0.00	55.1 7	45.9 2	52.9 0	10.54	0.54	5%	Q 19.92	Q	2.94
25/04/201 1 13:14	294.1 3	0.00	57.53	0.00	54.8 9	43.3 0	52.8 9	14.02	4.02	50%	Q 19.92	Q	29.30
25/04/201 1 13:29	288.8 3	0.00	56.39	0.00	54.7 0	45.9 8	51.7 4	9.50	-0.50	0%	Q 19.92	Q	-
25/04/201 1 13:44	286.9 5	0.00	54.86	0.00	53.9 1	44.1 7	52.0 0	11.71	1.71	20%	Q 19.92	Q	11.43
25/04/201 1 13:59	280.3 4	0.00	51.44	0.00	52.5 2	41.9 0	50.2 8	13.13	3.13	50%	Q 19.92	Q	27.92

25/04/201 1 14:14	280.5 8	0.00	49.53	0.00	51.4 0	43.1 9	51.5 1	11.31	1.31	20%	Q 19.92	Q 11.18
25/04/201 1 14:29	277.6 8	0.00	52.58	0.00	49.2 9	42.8 2	50.4 3	9.88	-0.12	0%	Q 19.92	Q -
25/04/201 1 14:44	276.2 8	0.00	56.01	0.00	53.2 7	43.3 1	48.4 0	10.38	0.38	5%	Q 19.92	Q 2.75
25/04/201 1 14:59	282.2 5	0.00	56.77	0.00	52.9 5	43.0 4	49.2 5	11.10	1.10	20%	Q 19.92	Q 11.24
25/04/201 1 15:14	279.6 4	0.00	56.01	0.00	52.8 9	43.2 0	49.3 1	10.87	0.87	5%	Q 19.92	Q 2.79
25/04/201 1 15:29	280.6 1	0.00	58.29	0.00	53.2 6	44.7 4	50.2 0	9.43	-0.57	0%	Q 19.92	Q -
25/04/201 1 15:44	282.7 5	0.00	55.63	0.00	51.3 3	43.0 7	49.6 3	10.29	0.29	5%	Q 19.92	Q 2.82
25/04/201 1 15:59	280.2 4	0.00	57.53	0.00	51.6 5	42.2 3	48.9 6	11.31	1.31	20%	Q 19.92	Q 11.16
25/04/201 1 16:14	281.5 9	0.00	56.01	0.00	50.3 6	42.7 4	49.2 6	9.93	-0.07	0%	Q 19.92	Q -
25/04/201 1 16:29	249.3 8	0.00	54.48	0.00	44.4 3	37.2 2	44.7 3	11.65	1.65	20%	Q 19.92	Q 9.94
25/04/201 1 16:44	270.6 2	0.00	51.82	0.00	48.4 8	44.1 7	50.3 8	7.36	-2.64	0%	Q 19.92	Q -
25/04/201 1 16:59	279.6 1	0.00	44.58	0.00	50.0 8	45.9 5	47.6 0	4.60	-5.40	0%	Q 19.92	Q -
25/04/201 1 17:14	283.8 5	0.00	44.58	0.00	49.0 0	44.3 3	49.7 4	7.05	-2.95	0%	Q 19.92	Q -
25/04/201 1 17:29	285.8 3	0.00	42.67	0.00	50.5 9	45.7 2	51.1 7	7.00	-3.00	0%	Q 19.92	Q -
25/04/201 1 17:44	292.9 4	0.00	36.20	0.00	52.5 6	48.6 4	52.4 0	5.00	-5.00	0%	Q 19.92	Q -
25/04/201 1 17:59	309.2 1	0.00	57.91	0.00	58.5 8	55.6 1	56.9 8	2.67	-7.33	0%	Q 19.92	Q -
25/04/201 1 18:14	351.0 9	0.00	80.39	0.00	68.0 5	65.1 1	70.0 5	3.88	-6.12	0%	Q 19.92	Q -
25/04/201 1 18:29	407.5 5	0.00	76.96	0.00	74.5 8	73.9 2	77.1 1	2.54	-7.46	0%	Q 19.92	Q -
25/04/201 1 18:44	441.7 8	0.00	77.72	0.00	76.3 2	77.9 0	82.4 7	4.53	-5.47	0%	Q 19.92	Q -
25/04/201 1 18:59	446.6 9	0.00	73.53	0.00	75.8 0	77.7 5	81.7 7	4.25	-5.75	0%	Q 19.92	Q -
25/04/201 1 19:14	446.7 1	0.00	74.68	0.00	75.3 9	77.4 4	80.1 3	3.19	-6.81	0%	Q 19.92	Q -
25/04/201 1 19:29	445.5 4	0.00	71.25	0.00	75.9 9	78.1 0	79.7 7	2.52	-7.48	0%	Q 19.92	Q -
25/04/201 1 19:44	434.3 1	0.00	70.10	0.00	73.7 6	74.6 6	76.9 4	2.42	-7.58	0%	Q 19.92	Q -
25/04/201 1 19:59	430.9	0.00	70.49	0.00	73.6 7	74.2 7	76.8 5	2.56	-7.44	0%	Q 19.92	Q -
25/04/201 1 20:14	427.5 2	0.00	67.82	0.00	75.2 3	72.4 1	75.2 8	2.55	-7.45	0%	Q 19.92	Q -
25/04/201 1 20:29	413.9 6	0.00	62.87	0.00	70.3 1	71.5 3	72.5 3	1.60	-8.40	0%	Q 19.92	Q -
25/04/201 1 20:44	405.4 9	0.00	54.48	0.00	69.1 6	69.4 2	69.6 1	0.34	-9.66	0%	Q 19.92	Q -
25/04/201 1 20:59	393.4 9	0.00	56.01	0.00	68.5 4	67.9 1	69.4 9	1.23	-8.77	0%	Q 19.92	Q -
25/04/201 1 21:14	385.6 7	0.00	56.01	0.00	65.6 3	64.1 8	67.3 7	2.50	-7.50	0%	Q 19.92	Q -
25/04/201 1 21:29	367.2 8	0.00	54.10	0.00	63.2 3	59.3 2	64.3 5	4.78	-5.22	0%	Q 19.92	Q -
25/04/201 1 21:44	346.4 7	0.00	53.34	0.00	60.3 8	55.3 8	60.7 9	5.90	-4.10	0%	Q 19.92	Q -
25/04/201 1 21:59	322.1 8	0.00	55.63	0.00	54.7 0	52.3 4	56.3 2	3.88	-6.12	0%	Q 19.92	Q -

25/04/201 1 22:14	305.2 1	0.00	55.63	0.00	50.6 0	50.4 3	54.9 1	5.64	-4.36	0%	Q 19.92	Q	-
25/04/201 1 22:29	289.4	0.00	56.01	0.00	49.8 7	46.8 2	49.9 4	4.21	-5.79	0%	Q 19.92	Q	-
25/04/201 1 22:44	274.2	0.00	53.72	0.00	46.7 8	45.3 5	47.5 4	2.59	-7.41	0%	Q 19.92	Q	-
25/04/201 1 22:59	258.0 4	0.00	52.58	0.00	44.6 9	43.4 9	44.3 6	1.56	-8.44	0%	Q 19.92	Q	-
25/04/201 1 23:14	246.7 4	0.00	54.10	0.00	42.8 5	41.6 3	41.3 5	2.16	-7.84	0%	Q 19.92	Q	-
25/04/201 1 23:29	235.3 9	0.00	54.48	0.00	40.4 0	41.1 3	41.2 4	1.28	-8.72	0%	Q 19.92	Q	-
25/04/201 1 23:44	228.8 2	0.00	51.44	0.00	39.9 1	39.8 4	39.0 2	1.44	-8.56	0%	Q 19.92	Q	-
25/04/201 1 23:59	223.8 7	0.00	49.15	0.00	38.5 9	39.8 3	37.8 3	2.79	-7.21	0%	Q 19.92	Q	-
26/04/201 1 00:14	220.7 3	0.00	48.39	0.00	38.1 1	39.3 1	38.6 2	1.63	-8.37	0%	Q 19.92	Q	-
26/04/201 1 00:29	217.6	0.00	46.48	0.00	35.7 8	38.4 1	37.4 2	3.83	-6.17	0%	Q 19.92	Q	-
26/04/201 1 00:44	214.5 8	0.00	45.72	0.00	36.4 5	38.9 3	36.6 8	4.22	-5.78	0%	Q 19.92	Q	-
26/04/201 1 00:59	211.1 7	0.00	43.05	0.00	36.0 6	38.2 1	37.3 5	3.08	-6.92	0%	Q 19.92	Q	-
26/04/201 1 01:14	209.7 8	0.00	41.91	0.00	35.1 3	37.2 9	36.3 9	3.14	-6.86	0%	Q 19.92	Q	-
26/04/201 1 01:29	208.3 6	0.00	42.29	0.00	35.1 8	37.9 4	37.3 3	4.45	-5.55	0%	Q 19.92	Q	-
26/04/201 1 01:44	208.9	0.00	43.43	0.00	34.6 8	37.9 2	36.6 7	4.79	-5.21	0%	Q 19.92	Q	-
26/04/201 1 01:59	205.8	0.00	43.82	0.00	34.6 4	36.7 9	36.3 7	3.60	-6.40	0%	Q 19.92	Q	-
26/04/201 1 02:14	205.0 2	0.00	44.96	0.00	34.9 2	37.1 1	36.4 7	3.45	-6.55	0%	Q 19.92	Q	-
26/04/201 1 02:29	203.9 4	0.00	43.43	0.00	35.3 2	36.0 6	36.5 9	1.86	-8.14	0%	Q 19.92	Q	-
26/04/201 1 02:44	203.1 1	0.00	42.67	0.00	33.9 8	37.5 0	36.7 9	5.85	-4.15	0%	Q 19.92	Q	-
26/04/201 1 02:59	204.1 6	0.00	43.43	0.00	35.0 2	36.7 9	35.9 7	2.52	-7.48	0%	Q 19.92	Q	-
26/04/201 1 03:14	204.2 7	0.00	44.96	0.00	35.2 6	36.7 0	35.4 6	2.49	-7.51	0%	Q 19.92	Q	-
26/04/201 1 03:29	205.4 7	0.00	47.63	0.00	34.5 4	37.1 0	37.0 5	4.66	-5.34	0%	Q 19.92	Q	-
26/04/201 1 03:44	204.2 9	0.00	44.58	0.00	33.3 5	37.1 9	36.5 1	6.54	-3.46	0%	Q 19.92	Q	-
26/04/201 1 03:59	211.3	0.00	44.20	0.00	35.6 7	37.5 1	38.0 1	3.76	-6.24	0%	Q 19.92	Q	-
26/04/201 1 04:14	213.3 7	0.00	41.91	0.00	34.4 5	39.5 8	40.2 1	9.53	-0.47	0%	Q 19.92	Q	-
26/04/201 1 04:29	215.8 6	0.00	43.05	0.00	35.9 5	39.0 0	39.7 9	6.00	-4.00	0%	Q 19.92	Q	-
26/04/201 1 04:44	220.3 8	0.00	43.05	0.00	36.5 4	40.0 4	41.8 0	7.40	-2.60	0%	Q 19.92	Q	-
26/04/201 1 04:59	230.6 6	0.00	45.34	0.00	35.9 6	43.7 8	42.9 7	12.09	2.09	20%	Q 19.92	Q	9.19
26/04/201 1 05:14	242.4 7	0.00	43.43	0.00	40.3 2	43.4 0	41.9 0	3.71	-6.29	0%	Q 19.92	Q	-
26/04/201 1 05:29	230.4 8	0.00	43.82	0.00	34.7 2	36.3 3	38.2 6	5.00	-5.00	0%	Q 19.92	Q	-
26/04/201 1 05:44	222.1 2	0.00	42.67	0.00	36.4 9	36.5 4	38.1 4	2.92	-7.08	0%	Q 19.92	Q	-
26/04/201 1 05:59	228.5 9	0.00	45.72	0.00	40.5 5	41.7 5	38.2 9	4.74	-5.26	0%	Q 19.92	Q	-

26/04/201 1 06:14	235.8 3	0.00	44.20	0.00	41.1 5	37.8 5	42.4 7	6.52	-3.48	0%	Q 19.92	Q	-
26/04/201 1 06:29	238.4 1	0.00	15.62	0.00	37.5 9	40.0 3	40.3 2	4.38	-5.62	0%	Q 19.92	Q	-
26/04/201 1 06:44	235.2 4	0.00	10.29	1.52	40.6 8	38.0 0	42.1 0	5.61	-4.39	0%	Q 19.92	Q	-
26/04/201 1 06:59	235.2 4	0.00	7.24	0.00	38.6 9	37.0 6	40.4 0	4.35	-5.65	0%	Q 19.92	Q	-
26/04/201 1 07:14	235.0 8	0.00	6.10	1.14	42.0 3	37.5 0	42.5 6	7.85	-2.15	0%	Q 19.92	Q	-
26/04/201 1 07:29	238.7 4	0.00	14.48	0.00	41.3 4	38.9 3	43.7 2	5.81	-4.19	0%	Q 19.92	Q	-
26/04/201 1 07:44	250.3 9	0.00	18.67	0.00	45.9 3	41.7 8	50.2 4	9.26	-0.74	0%	Q 19.92	Q	-
26/04/201 1 07:59	266.4 8	0.00	24.00	0.00	48.5 8	47.1 2	49.6 2	2.73	-7.27	0%	Q 19.92	Q	-
26/04/201 1 08:14	284.2 5	0.00	23.62	0.00	53.1 7	50.9 7	51.1 8	2.70	-7.30	0%	Q 19.92	Q	-
26/04/201 1 08:29	296.1 9	0.00	30.48	0.00	53.8 0	51.1 4	47.2 3	6.89	-3.11	0%	Q 19.92	Q	-
26/04/201 1 08:44	294.7 8	0.00	36.20	0.00	57.1 0	50.7 4	49.0 9	9.16	-0.84	0%	Q 19.92	Q	-
26/04/201 1 08:59	301.0 2	0.00	46.10	0.00	58.8 7	49.5 5	52.0 5	10.06	0.06	5%	Q 19.92	Q	3.00
26/04/201 1 09:14	306.4 5	0.00	44.20	0.00	60.1 1	48.0 4	55.6 0	11.99	1.99	20%	Q 19.92	Q	12.21
26/04/201 1 09:29	314.1 9	0.00	48.39	0.00	59.2 2	50.8 7	54.7 9	7.75	-2.25	0%	Q 19.92	Q	-
26/04/201 1 09:44	316.7 5	0.00	51.05	0.00	61.3 1	52.5 8	57.1 6	7.78	-2.22	0%	Q 19.92	Q	-
26/04/201 1 09:59	324.1 6	0.00	48.77	0.00	59.7 2	54.6 9	57.8 6	4.76	-5.24	0%	Q 19.92	Q	-
26/04/201 1 10:14	321.5 4	0.00	47.63	0.00	60.2 2	55.6 8	57.8 2	3.99	-6.01	0%	Q 19.92	Q	-
26/04/201 1 10:29	325.6 2	0.00	51.44	0.00	61.8 1	56.1 0	57.0 9	5.96	-4.04	0%	Q 19.92	Q	-
26/04/201 1 10:44	328.3 1	0.00	51.05	0.00	60.0 6	59.3 4	59.8 6	0.69	-9.31	0%	Q 19.92	Q	-
26/04/201 1 10:59	331.2 0	0.00	53.72	0.00	61.5 0	58.1 8	58.8 2	3.36	-6.64	0%	Q 19.92	Q	-
26/04/201 1 11:14	337.0 5	0.00	55.25	0.00	62.0 7	58.5 8	60.0 6	3.04	-6.96	0%	Q 19.92	Q	-
26/04/201 1 11:29	335.9 9	0.00	57.15	0.00	63.0 4	54.8 3	58.1 7	7.43	-2.57	0%	Q 19.92	Q	-
26/04/201 1 11:44	339.7 8	0.00	60.20	0.00	64.0 9	59.9 0	60.0 6	4.47	-5.53	0%	Q 19.92	Q	-
26/04/201 1 11:59	349.2 5	0.00	60.96	0.00	64.6 6	58.2 6	58.5 9	6.87	-3.13	0%	Q 19.92	Q	-
26/04/201 1 12:14	347.6 1	0.00	55.25	0.00	67.5 3	57.9 3	60.9 6	8.67	-1.33	0%	Q 19.92	Q	-
26/04/201 1 12:29	348.0 1	0.00	55.25	0.00	65.8 7	56.5 9	58.3 2	9.31	-0.69	0%	Q 19.92	Q	-
26/04/201 1 12:44	348.4 2	0.00	54.48	0.00	66.1 1	56.9 1	59.5 8	8.61	-1.39	0%	Q 19.92	Q	-
26/04/201 1 12:59	352.3 7	0.00	57.15	0.00	66.7 5	61.9 8	59.7 6	6.24	-3.76	0%	Q 19.92	Q	-
26/04/201 1 13:14	349.2 4	0.00	38.10	0.00	68.2 4	58.3 6	58.3 3	10.70	0.70	5%	Q 19.92	Q	3.48
26/04/201 1 13:29	347.3 3	0.00	0.00	0.00	66.5 9	60.6 9	58.3 3	7.63	-2.37	0%	Q 19.92	Q	-
26/04/201 1 13:44	354.4 8	0.00	51.82	0.00	66.3 9	59.4 4	59.5 7	7.43	-2.57	0%	Q 19.92	Q	-
26/04/201 1 13:59	350.7 6	0.00	44.96	0.00	65.3 6	59.3 6	58.9 7	6.75	-3.25	0%	Q 19.92	Q	-

26/04/201 1 14:14	348.1 2	0.00	36.58	0.00	66.3 8	61.5 4	58.1 3	7.04	-2.96	0%	Q 19.92	Q	-
26/04/201 1 14:29	349.4 7	0.00	38.10	0.00	63.9 8	62.4 0	58.6 5	4.91	-5.09	0%	Q 19.92	Q	-
26/04/201 1 14:44	347.3 5	0.00	41.53	0.00	65.2 2	60.4 1	56.4 3	7.47	-2.53	0%	Q 19.92	Q	-
26/04/201 1 14:59	339.7 8	0.00	44.20	0.00	62.7 1	58.0 6	56.0 8	6.38	-3.62	0%	Q 19.92	Q	-
26/04/201 1 15:14	332.9 9	0.00	32.00	1.91	62.3 8	57.7 2	55.7 9	6.40	-3.60	0%	Q 19.92	Q	-
26/04/201 1 15:29	329.8 3	0.00	46.86	0.00	63.2 6	55.7 1	52.3 7	10.76	0.76	5%	Q 19.92	Q	3.29
26/04/201 1 15:44	321.4 7	0.00	40.01	0.00	58.3 3	51.3 4	50.9 3	8.96	-1.04	0%	Q 19.92	Q	-
26/04/201 1 15:59	244.7 9	0.00	37.34	0.00	55.7 3	46.6 6	43.5 0	14.60	4.60	50%	Q 19.92	Q	24.38
26/04/201 1 16:14	290.5 3	0.00	38.48	0.00	57.9 3	52.8 3	44.8 4	13.55	3.55	50%	Q 19.92	Q	28.94
26/04/201 1 16:29	301.9 1	0.00	34.29	0.00	57.5 9	53.1 2	46.6 4	11.08	1.08	20%	Q 19.92	Q	12.03
26/04/201 1 16:44	303.5 8	0.00	35.05	0.00	61.9 7	49.3 1	48.4 4	16.40	6.40	75%	Q 19.92	Q	45.35
26/04/201 1 16:59	305.0 9	0.00	28.96	0.00	57.3 1	50.0 6	53.5 1	6.87	-3.13	0%	Q 19.92	Q	-
26/04/201 1 17:14	308.0 6	0.00	25.15	0.00	55.6 6	49.9 5	55.3 2	6.88	-3.12	0%	Q 19.92	Q	-
26/04/201 1 17:29	309.2 5	0.00	24.77	0.00	54.2 3	50.2 6	53.2 4	4.41	-5.59	0%	Q 19.92	Q	-
26/04/201 1 17:44	315.7 7	0.00	27.81	0.00	56.2 5	52.2 6	54.5 8	3.87	-6.13	0%	Q 19.92	Q	-
26/04/201 1 17:59	329.3 4	0.00	60.20	0.00	61.3 6	57.4 0	62.6 5	5.08	-4.92	0%	Q 19.92	Q	-
26/04/201 1 18:14	394.4 4	0.00	70.49	0.00	75.7 8	77.0 8	74.6 3	1.65	-8.35	0%	Q 19.92	Q	-
26/04/201 1 18:29	450.4 9	0.00	66.29	0.00	81.4 8	82.7 7	83.5 0	1.34	-8.66	0%	Q 19.92	Q	-
26/04/201 1 18:44	479.5 9	0.00	65.15	0.00	82.3 5	86.7 9	84.5 7	2.63	-7.37	0%	Q 19.92	Q	-
26/04/201 1 18:59	479.7 4	0.00	66.29	0.00	81.9 9	85.7 2	83.2 1	2.49	-7.51	0%	Q 19.92	Q	-
26/04/201 1 19:14	478.3 1	0.00	66.68	0.00	80.3 4	85.0 3	85.6 1	3.97	-6.03	0%	Q 19.92	Q	-
26/04/201 1 19:29	474.9 3	0.00	65.91	0.00	82.5 0	82.7 6	82.6 1	0.17	-9.83	0%	Q 19.92	Q	-
26/04/201 1 19:44	469.0 8	0.00	63.63	0.00	78.1 1	80.3 1	83.6 7	3.68	-6.32	0%	Q 19.92	Q	-
26/04/201 1 19:59	462.0 4	0.00	59.06	0.00	78.8 8	79.8 5	80.8 9	1.27	-8.73	0%	Q 19.92	Q	-
26/04/201 1 20:14	451.2 6	0.00	62.10	0.00	76.6 7	78.5 9	78.2 6	1.50	-8.50	0%	Q 19.92	Q	-
26/04/201 1 20:29	443.8 5	0.00	60.58	0.00	76.8 3	75.8 6	75.4 6	1.03	-8.97	0%	Q 19.92	Q	-
26/04/201 1 20:44	433.2 9	0.00	55.63	0.00	74.0 2	75.7 9	72.0 8	2.55	-7.45	0%	Q 19.92	Q	-
26/04/201 1 20:59	421.8 5	0.00	54.48	0.00	74.4 6	71.5 4	70.4 2	3.22	-6.78	0%	Q 19.92	Q	-
26/04/201 1 21:14	404.9 1	0.00	54.86	0.00	69.1 4	68.5 4	66.3 4	2.45	-7.55	0%	Q 19.92	Q	-
26/04/201 1 21:29	384.9 9	0.00	54.86	0.00	65.8 6	64.7 7	63.5 8	1.79	-8.21	0%	Q 19.92	Q	-
26/04/201 1 21:44	362.8 3	0.00	54.86	0.00	61.6 6	60.3 5	59.0 8	2.15	-7.85	0%	Q 19.92	Q	-
26/04/201 1 21:59	336.0 8	0.00	51.82	0.00	57.3 3	57.3 2	55.8 5	1.73	-8.27	0%	Q 19.92	Q	-

26/04/201 1 22:14	313.4	0.00	50.67	0.00	53.3 4	53.8 4	53.6 2	0.49	-9.51	0%	Q 19.92	Q	-
26/04/201 1 22:29	291.4 2	0.00	52.58	0.00	49.7 3	51.7 6	49.8 8	2.58	-7.42	0%	Q 19.92	Q	-
26/04/201 1 22:44	278.1 8	0.00	52.96	0.00	46.9 8	47.4 0	48.9 1	2.40	-7.60	0%	Q 19.92	Q	-
26/04/201 1 22:59	261.2 5	0.00	54.48	0.00	44.5 0	45.2 2	45.7 2	1.43	-8.57	0%	Q 19.92	Q	-
26/04/201 1 23:14	253.2	0.00	49.53	0.00	42.3 5	43.2 6	44.5 6	2.70	-7.30	0%	Q 19.92	Q	-
26/04/201 1 23:29	244.3 1	0.00	49.91	0.00	40.8 5	42.0 7	41.8 8	1.80	-8.20	0%	Q 19.92	Q	-
26/04/201 1 23:44	173.4 3	0.00	48.77	0.00	37.6 0	16.3 0	39.7 6	47.79	37.79	100 %	Q 19.92	Q	34.55
26/04/201 1 23:59	163.0 8	0.00	47.24	0.00	37.3 5	15.8 8	40.4 0	49.12	39.12	100 %	Q 19.92	Q	32.49
27/04/201 1 00:14	158.8 8	0.00	46.86	0.00	37.0 0	16.0 5	38.1 4	47.20	37.20	100 %	Q 19.92	Q	31.65
27/04/201 1 00:29	156.2 4	0.00	46.10	0.00	35.2 8	16.2 1	38.5 1	45.97	35.97	100 %	Q 19.92	Q	31.12
27/04/201 1 00:44	154.6 8	0.00	43.43	0.00	36.6 1	15.9 9	37.3 6	46.68	36.68	100 %	Q 19.92	Q	30.81
27/04/201 1 00:59	153.6 2	0.00	43.05	0.00	35.4 8	16.0 7	37.9 0	46.10	36.10	100 %	Q 19.92	Q	30.60
27/04/201 1 01:14	151.6 2	0.00	44.58	0.00	33.9 1	15.7 8	37.3 0	45.58	35.58	100 %	Q 19.92	Q	30.20
27/04/201 1 01:29	149.8 5	0.00	44.58	0.00	34.3 4	15.7 6	37.6 6	46.13	36.13	100 %	Q 19.92	Q	29.85
27/04/201 1 01:44	150.9 3	0.00	43.82	0.00	35.6 0	15.7 9	36.6 7	46.21	36.21	100 %	Q 19.92	Q	30.07
27/04/201 1 01:59	147.9 6	0.00	44.58	0.00	33.3 6	15.8 8	35.9 6	44.08	34.08	100 %	Q 19.92	Q	29.47
27/04/201 1 02:14	146.3 6	0.00	45.72	0.00	33.6 6	15.7 5	36.4 3	44.96	34.96	100 %	Q 19.92	Q	29.15
27/04/201 1 02:29	147.1 6	0.00	46.48	0.00	34.6 5	15.8 0	36.2 8	45.35	35.35	100 %	Q 19.92	Q	29.31
27/04/201 1 02:44	148.6 1	0.00	47.63	0.00	33.4 6	15.8 1	36.5 8	44.75	34.75	100 %	Q 19.92	Q	29.60
27/04/201 1 02:59	144.8 5	0.00	46.86	0.00	32.8 5	15.7 5	34.7 4	43.30	33.30	100 %	Q 19.92	Q	28.84
27/04/201 1 03:14	144.6 6	0.00	48.77	0.00	34.1 6	16.0 8	35.2 5	43.57	33.57	100 %	Q 19.92	Q	28.82
27/04/201 1 03:29	146.4 4	0.00	49.91	0.00	33.9 3	15.9 5	36.4 6	44.58	34.58	100 %	Q 19.92	Q	29.17
27/04/201 1 03:44	147.7 4	0.00	47.63	0.00	33.9 6	15.8 1	35.8 9	44.63	34.63	100 %	Q 19.92	Q	29.43
27/04/201 1 03:59	149.9 1	0.00	44.96	0.00	34.4 1	16.0 8	37.2 6	45.03	35.03	100 %	Q 19.92	Q	29.86
27/04/201 1 04:14	151.8 9	0.00	45.72	0.00	34.9 2	15.8 2	37.5 0	46.21	36.21	100 %	Q 19.92	Q	30.26
27/04/201 1 04:29	152.8 1	0.00	46.86	0.00	36.2 1	16.1 7	38.3 4	46.53	36.53	100 %	Q 19.92	Q	30.44
27/04/201 1 04:44	156.3 7	0.00	44.20	0.00	35.5 1	15.9 1	39.4 4	47.47	37.47	100 %	Q 19.92	Q	31.15
27/04/201 1 04:59	163.2 4	0.00	43.82	0.00	37.8 0	15.9 1	44.3 8	51.34	41.34	100 %	Q 19.92	Q	32.52
27/04/201 1 05:14	170.6 3	0.00	46.48	0.00	39.0 1	15.9 2	41.3 1	50.37	40.37	100 %	Q 19.92	Q	33.99
27/04/201 1 05:29	248.3 5	0.00	47.24	0.00	38.2 6	56.3 3	43.1 9	22.65	12.65	100 %	Q 19.92	Q	49.47
27/04/201 1 05:44	248.3 8	0.00	46.48	0.00	38.3 4	48.0 2	39.8 8	14.12	4.12	50%	Q 19.92	Q	24.74
27/04/201 1 05:59	259.2	0.00	48.01	0.00	43.8 2	50.7 1	43.1 6	10.49	0.49	5%	Q 19.92	Q	2.58

27/04/201 1 06:14	261.5 7	0.00	49.91	0.00	42.2 8	49.6 6	39.7 0	13.17	3.17	50%	Q 19.92	Q	26.05
27/04/201 1 06:29	255.0 4	0.00	31.62	0.00	42.0 8	44.5 6	38.4 9	7.72	-2.28	0%	Q 19.92	Q	-
27/04/201 1 06:44	248.9 7	0.00	16.76	0.00	40.5 7	46.1 4	38.8 2	10.27	0.27	5%	Q 19.92	Q	2.48
27/04/201 1 06:59	248.8 5	0.00	15.24	0.00	40.8 1	46.4 3	41.8 9	7.87	-2.13	0%	Q 19.92	Q	-
27/04/201 1 07:14	250.8 7	0.00	15.62	0.00	41.2 1	48.1 7	40.7 6	11.04	1.04	20%	Q 19.92	Q	9.99
27/04/201 1 07:29	253.9 4	0.00	23.62	0.00	39.9 9	45.8 7	43.3 2	7.13	-2.87	0%	Q 19.92	Q	-
27/04/201 1 07:44	255.3 1	0.00	22.10	0.00	43.4 7	48.2 1	43.4 6	7.02	-2.98	0%	Q 19.92	Q	-
27/04/201 1 07:59	268.8 9	0.00	21.72	0.00	48.3 9	51.3 0	45.7 0	5.85	-4.15	0%	Q 19.92	Q	-
27/04/201 1 08:14	252.4 6	0.00	25.91	0.00	51.3 5	52.8 6	46.7 2	7.14	-2.86	0%	Q 19.92	Q	-
27/04/201 1 08:29	294.0 3	0.00	33.53	0.00	55.1 1	52.4 8	50.9 1	4.31	-5.69	0%	Q 19.92	Q	-
27/04/201 1 08:44	306.7 2	0.00	41.91	0.00	54.8 4	55.6 4	53.4 4	2.20	-7.80	0%	Q 19.92	Q	-
27/04/201 1 08:59	312.5 3	0.00	43.05	0.00	54.9 9	54.9 7	55.5 0	0.63	-9.37	0%	Q 19.92	Q	-
27/04/201 1 09:14	313.3 3	0.00	48.39	0.00	57.8 9	53.7 5	55.9 1	3.76	-6.24	0%	Q 19.92	Q	-
27/04/201 1 09:29	320.4 4	0.00	49.15	0.00	59.1 9	54.4 4	55.5 3	4.97	-5.03	0%	Q 19.92	Q	-
27/04/201 1 09:44	321.9 4	0.00	51.05	0.00	59.8 8	53.6 6	53.1 5	7.77	-2.23	0%	Q 19.92	Q	-
27/04/201 1 09:59	322.1 3	0.00	48.01	0.00	61.9 7	53.1 8	55.8 8	8.70	-1.30	0%	Q 19.92	Q	-
27/04/201 1 10:14	326.8 2	0.00	51.44	0.00	63.0 6	56.6 7	56.3 5	7.44	-2.56	0%	Q 19.92	Q	-
27/04/201 1 10:29	333.6 4	0.00	52.20	0.00	61.9 5	59.0 5	56.9 2	4.46	-5.54	0%	Q 19.92	Q	-
27/04/201 1 10:44	336.1 3	0.00	52.58	0.00	65.9 1	58.0 7	58.1 5	8.57	-1.43	0%	Q 19.92	Q	-
27/04/201 1 10:59	340.6 2	0.00	56.01	0.00	62.9 7	58.2 6	58.9 7	4.83	-5.17	0%	Q 19.92	Q	-
27/04/201 1 11:14	348.8 1	0.00	54.10	0.00	64.2 0	61.8 0	61.3 8	2.79	-7.21	0%	Q 19.92	Q	-
27/04/201 1 11:29	347.7 1	0.00	54.86	0.00	63.9 6	58.5 9	58.5 2	5.97	-4.03	0%	Q 19.92	Q	-
27/04/201 1 11:44	350.9 5	0.00	55.63	0.00	65.4 2	61.7 6	59.2 6	5.27	-4.73	0%	Q 19.92	Q	-
27/04/201 1 11:59	357.6 9	0.00	56.77	0.00	62.7 5	60.4 7	59.8 5	2.83	-7.17	0%	Q 19.92	Q	-
27/04/201 1 12:14	357.3 1	0.00	55.25	0.00	64.4 6	58.1 5	59.9 9	5.90	-4.10	0%	Q 19.92	Q	-
27/04/201 1 12:29	359.9 4	0.00	49.91	0.00	65.5 9	61.2 0	58.0 7	6.44	-3.56	0%	Q 19.92	Q	-
27/04/201 1 12:44	356.2 8	0.00	47.24	0.00	63.8 8	63.1 9	57.1 1	6.98	-3.02	0%	Q 19.92	Q	-
27/04/201 1 12:59	349.4 2	0.00	48.01	0.00	66.0 1	59.7 4	61.0 5	6.01	-3.99	0%	Q 19.92	Q	-
27/04/201 1 13:14	350.5 3	0.00	50.29	0.00	64.2 9	58.8 7	57.5 7	6.72	-3.28	0%	Q 19.92	Q	-
27/04/201 1 13:29	349.1 5	0.00	50.67	0.00	65.7 9	62.1 4	56.8 4	7.71	-2.29	0%	Q 19.92	Q	-
27/04/201 1 13:44	349.5 7	0.00	51.82	0.00	66.5 8	59.0 5	56.5 2	9.66	-0.34	0%	Q 19.92	Q	-
27/04/201 1 13:59	348.8 5	0.00	50.67	0.00	65.8 5	58.8 3	57.2 2	8.60	-1.40	0%	Q 19.92	Q	-

27/04/201 1 14:14	344.9 3	0.00	51.44	0.00	65.2 4	60.5 7	56.0 7	7.61	-2.39	0%	Q 19.92	Q	-
27/04/201 1 14:29	342.4 3	0.00	52.58	0.00	66.1 8	60.1 0	53.7 0	10.49	0.49	5%	Q 19.92	Q	3.41
27/04/201 1 14:44	337.0 4	0.00	53.72	0.00	66.7 8	56.9 8	52.7 5	13.50	3.50	50%	Q 19.92	Q	33.57
27/04/201 1 14:59	337.2 5	0.00	51.05	0.00	66.8 8	56.3 8	57.1 8	11.19	1.19	20%	Q 19.92	Q	13.44
27/04/201 1 15:14	336.4 6	0.00	51.82	0.00	65.7 8	55.3 6	56.3 2	11.20	1.20	20%	Q 19.92	Q	13.40
27/04/201 1 15:29	336.9 5	0.00	52.20	0.00	63.6 6	55.4 8	54.1 6	10.20	0.20	5%	Q 19.92	Q	3.36
27/04/201 1 15:44	332.5 5	0.00	46.48	0.00	62.7 8	55.9 8	53.1 5	9.56	-0.44	0%	Q 19.92	Q	-
27/04/201 1 15:59	327.4 5	0.00	45.34	0.00	61.1 8	52.1 2	51.8 5	11.14	1.14	20%	Q 19.92	Q	13.05
27/04/201 1 16:14	323.6 4	0.00	41.53	0.00	61.9 7	51.5 1	53.1 6	11.56	1.56	20%	Q 19.92	Q	12.89
27/04/201 1 16:29	323.3 8	0.00	37.34	0.00	59.3 4	54.3 7	52.3 5	7.20	-2.80	0%	Q 19.92	Q	-
27/04/201 1 16:44	322.7 4	0.00	36.20	0.00	58.6 4	51.0 5	53.3 2	7.92	-2.08	0%	Q 19.92	Q	-
27/04/201 1 16:59	312.8 5	0.00	35.81	0.00	58.3 7	47.5 6	52.8 6	10.28	0.28	5%	Q 19.92	Q	3.12
27/04/201 1 17:14	306.9 5	0.00	31.62	0.00	56.7 8	50.5 3	53.9 7	6.01	-3.99	0%	Q 19.92	Q	-
27/04/201 1 17:29	308.0 2	0.00	31.24	0.00	56.1 1	50.7 0	52.8 7	5.42	-4.58	0%	Q 19.92	Q	-
27/04/201 1 17:44	328.2 9	0.00	27.81	0.00	63.2 3	57.0 3	58.6 5	6.03	-3.97	0%	Q 19.92	Q	-
27/04/201 1 17:59	371.2 8	0.00	43.82	0.00	72.0 9	67.5 7	71.6 9	4.09	-5.91	0%	Q 19.92	Q	-
27/04/201 1 18:14	424.6 3	0.00	74.30	0.00	78.0 4	76.9 1	80.5 5	2.61	-7.39	0%	Q 19.92	Q	-
27/04/201 1 18:29	474.8 9	0.00	72.01	0.00	83.3 7	84.6 4	85.2 1	1.23	-8.77	0%	Q 19.92	Q	-
27/04/201 1 18:44	488.7 3	0.00	73.91	0.00	83.2 5	85.8 3	85.4 7	1.89	-8.11	0%	Q 19.92	Q	-
27/04/201 1 18:59	491.8 1	0.00	71.63	0.00	84.2 6	84.5 4	86.0 9	1.33	-8.67	0%	Q 19.92	Q	-
27/04/201 1 19:14	485.4 4	0.00	67.82	0.00	81.4 2	84.7 3	82.8 8	2.07	-7.93	0%	Q 19.92	Q	-
27/04/201 1 19:29	479.1 7	0.00	67.06	0.00	80.5 3	84.4 2	82.0 5	2.53	-7.47	0%	Q 19.92	Q	-
27/04/201 1 19:44	476.0 2	0.00	63.63	0.00	81.9 5	79.7 4	81.4 5	1.61	-8.39	0%	Q 19.92	Q	-
27/04/201 1 19:59	465.5 4	0.00	60.58	0.00	79.6 6	80.3 1	79.4 8	0.62	-9.38	0%	Q 19.92	Q	-
27/04/201 1 20:14	448.9 3	0.00	54.10	0.00	77.8 3	75.6 2	76.9 9	1.55	-8.45	0%	Q 19.92	Q	-
27/04/201 1 20:29	434.2 2	0.00	53.34	0.00	76.2 0	76.0 2	74.8 6	1.10	-8.90	0%	Q 19.92	Q	-
27/04/201 1 20:44	424.6 0	0.00	51.82	0.00	73.0 0	72.2 9	71.9 6	0.81	-9.19	0%	Q 19.92	Q	-
27/04/201 1 20:59	407.2 7	0.00	51.05	0.00	70.2 3	68.3 0	68.6 0	1.72	-8.28	0%	Q 19.92	Q	-
27/04/201 1 21:14	394.5 2	0.00	50.67	0.00	68.7 4	66.9 4	65.9 3	2.29	-7.71	0%	Q 19.92	Q	-
27/04/201 1 21:29	376.4 2	0.00	50.67	0.00	65.2 8	63.3 1	64.7 4	1.76	-8.24	0%	Q 19.92	Q	-
27/04/201 1 21:44	353.6 3	0.00	49.53	0.00	60.1 7	58.5 6	59.3 7	1.36	-8.64	0%	Q 19.92	Q	-
27/04/201 1 21:59	333.2 8	0.00	48.77	0.00	57.5 9	54.8 4	57.2 5	3.04	-6.96	0%	Q 19.92	Q	-

27/04/201 1 22:14	315.8 4	0.00	51.82	0.00	52.8 6	51.0 8	54.8 3	3.60	-6.40	0%	Q 19.92	Q	-
27/04/201 1 22:29	292.6 8	0.00	50.67	0.00	50.2 5	48.9 2	51.4 8	2.58	-7.42	0%	Q 19.92	Q	-
27/04/201 1 22:44	283.7 1	0.00	50.29	0.00	47.3 9	48.6 1	51.1 7	4.31	-5.69	0%	Q 19.92	Q	-
27/04/201 1 22:59	271.5 8	0.00	46.86	0.00	45.3 7	46.8 0	46.9 7	2.18	-7.82	0%	Q 19.92	Q	-
27/04/201 1 23:14	254.3 6	0.00	47.63	0.00	44.0 2	44.1 9	42.8 2	1.96	-8.04	0%	Q 19.92	Q	-
27/04/201 1 23:29	244.2 5	0.00	46.86	0.00	40.5 6	43.9 6	42.3 4	4.08	-5.92	0%	Q 19.92	Q	-
27/04/201 1 23:44	234.4 5	0.00	47.24	0.00	39.4 2	41.8 1	39.5 2	3.88	-6.12	0%	Q 19.92	Q	-
27/04/201 1 23:59	227.5 2	0.00	46.10	0.00	38.0 9	42.0 5	40.4 7	5.26	-4.74	0%	Q 19.92	Q	-
28/04/201 1 00:14	191.2 8	0.00	44.96	0.00	37.2 7	35.7 0	39.6 8	5.67	-4.33	0%	Q 19.92	Q	-
28/04/201 1 00:29	215.1 4	0.00	43.43	0.00	36.5 3	35.2 3	40.4 9	8.21	-1.79	0%	Q 19.92	Q	-
28/04/201 1 00:44	211.5 5	0.00	41.91	0.00	34.8 0	35.6 4	40.2 3	9.05	-0.95	0%	Q 19.92	Q	-
28/04/201 1 00:59	207.1 5	0.00	41.15	0.00	34.7 9	34.8 3	37.8 5	5.66	-4.34	0%	Q 19.92	Q	-
28/04/201 1 01:14	204.9 3	0.00	42.67	0.00	34.5 0	34.5 1	38.4 9	7.41	-2.59	0%	Q 19.92	Q	-
28/04/201 1 01:29	203.3 4	0.00	41.15	0.00	34.5 7	34.0 8	38.8 1	8.35	-1.65	0%	Q 19.92	Q	-
28/04/201 1 01:44	201.7 2	0.00	41.15	0.00	33.6 0	33.5 4	37.0 1	6.61	-3.39	0%	Q 19.92	Q	-
28/04/201 1 01:59	199.3 5	0.00	41.91	0.00	33.9 5	34.1 2	36.5 4	4.79	-5.21	0%	Q 19.92	Q	-
28/04/201 1 02:14	198.4 4	0.00	41.15	0.00	34.6 4	33.4 5	36.4 7	4.64	-5.36	0%	Q 19.92	Q	-
28/04/201 1 02:29	199.0 3	0.00	42.29	0.00	33.8 6	33.9 6	35.9 9	4.01	-5.99	0%	Q 19.92	Q	-
28/04/201 1 02:44	198.0 7	0.00	41.15	0.00	33.5 5	34.2 7	36.3 6	4.70	-5.30	0%	Q 19.92	Q	-
28/04/201 1 02:59	198.4 1	0.00	41.53	0.00	33.7 6	35.5 9	36.2 2	4.06	-5.94	0%	Q 19.92	Q	-
28/04/201 1 03:14	198.8 9	0.00	43.82	0.00	33.3 5	33.8 5	37.0 2	6.56	-3.44	0%	Q 19.92	Q	-
28/04/201 1 03:29	199.9 7	0.00	45.72	0.00	34.0 0	35.0 5	36.0 0	2.90	-7.10	0%	Q 19.92	Q	-
28/04/201 1 03:44	201.5 1	0.00	42.67	0.00	33.8 1	34.6 6	36.9 8	5.21	-4.79	0%	Q 19.92	Q	-
28/04/201 1 03:59	203.4 7	0.00	40.01	0.00	33.5 5	35.3 9	37.2 6	5.25	-4.75	0%	Q 19.92	Q	-
28/04/201 1 04:14	205.2 5	0.00	41.53	0.00	34.1 9	37.0 4	37.1 4	5.35	-4.65	0%	Q 19.92	Q	-
28/04/201 1 04:29	208.9 4	0.00	40.77	0.00	33.5 0	37.4 7	38.4 9	8.19	-1.81	0%	Q 19.92	Q	-
28/04/201 1 04:44	212.6 7	0.00	40.77	0.00	35.3 9	36.7 7	41.0 5	8.78	-1.22	0%	Q 19.92	Q	-
28/04/201 1 04:59	223.5 7	0.00	38.86	0.00	36.2 5	40.6 0	43.8 1	9.87	-0.13	0%	Q 19.92	Q	-
28/04/201 1 05:14	238.5 8	0.00	41.15	0.00	38.3 0	40.3 6	42.5 9	5.38	-4.62	0%	Q 19.92	Q	-
28/04/201 1 05:29	233.1 5	0.00	46.48	0.00	36.1 2	37.7 8	41.3 8	7.69	-2.31	0%	Q 19.92	Q	-
28/04/201 1 05:44	221.9 3	0.00	42.29	0.00	38.0 2	34.6 3	41.3 0	8.83	-1.17	0%	Q 19.92	Q	-
28/04/201 1 05:59	233.6 3	0.00	46.10	0.00	38.1 0	42.1 1	39.2 8	5.72	-4.28	0%	Q 19.92	Q	-

28/04/201 1 06:14	247.2 3	0.00	31.24	0.38	41.4 4	43.9 0	42.0 5	3.38	-6.62	0%	Q 19.92	Q	-
28/04/201 1 06:29	250.9	0.00	7.24	2.67	41.1 4	42.0 4	41.4 6	1.19	-8.81	0%	Q 19.92	Q	-
28/04/201 1 06:44	240.4 4	0.00	4.95	2.29	37.5 1	39.7 2	40.4 7	4.39	-5.61	0%	Q 19.92	Q	-
28/04/201 1 06:59	238.4 8	0.00	5.72	3.05	39.1 4	42.4 9	41.5 4	4.67	-5.33	0%	Q 19.92	Q	-
28/04/201 1 07:14	234.6 2	0.00	12.95	1.14	40.5 2	39.0 0	41.9 5	3.68	-6.32	0%	Q 19.92	Q	-
28/04/201 1 07:29	238.7 2	0.00	18.29	0.00	40.2 2	41.7 5	42.6 2	3.15	-6.85	0%	Q 19.92	Q	-
28/04/201 1 07:44	244.1 7	0.00	19.43	0.00	45.9 9	40.5 1	45.9 7	8.26	-1.74	0%	Q 19.92	Q	-
28/04/201 1 07:59	261.1 8	0.00	23.62	0.00	47.2 9	42.1 3	49.0 3	8.71	-1.29	0%	Q 19.92	Q	-
28/04/201 1 08:14	268.0 9	0.00	24.38	0.00	48.5 3	43.9 7	50.4 4	7.72	-2.28	0%	Q 19.92	Q	-
28/04/201 1 08:29	282.1 8	0.00	31.62	0.00	54.9 3	47.6 0	48.5 6	9.07	-0.93	0%	Q 19.92	Q	-
28/04/201 1 08:44	288.4 4	0.00	36.20	0.00	54.7 7	49.3 7	52.6 1	5.51	-4.49	0%	Q 19.92	Q	-
28/04/201 1 08:59	295.0 9	0.00	41.15	0.00	56.4 7	49.0 3	53.1 4	7.28	-2.72	0%	Q 19.92	Q	-
28/04/201 1 09:14	301.3 7	0.00	46.10	0.00	56.7 8	50.0 0	55.2 9	7.45	-2.55	0%	Q 19.92	Q	-
28/04/201 1 09:29	303.7 7	0.00	43.05	0.00	53.7 1	50.9 7	53.5 3	3.35	-6.65	0%	Q 19.92	Q	-
28/04/201 1 09:44	305.8 4	0.00	49.15	0.00	57.5 6	49.5 8	57.2 6	9.53	-0.47	0%	Q 19.92	Q	-
28/04/201 1 09:59	317.6 3	0.00	47.63	0.00	60.8 3	53.9 8	59.7 1	7.21	-2.79	0%	Q 19.92	Q	-
28/04/201 1 10:14	329.5 7	0.00	53.72	0.00	59.5 2	56.7 3	57.7 7	2.61	-7.39	0%	Q 19.92	Q	-
28/04/201 1 10:29	332.3 4	0.00	56.77	0.00	58.9 9	56.1 6	56.5 5	3.07	-6.93	0%	Q 19.92	Q	-
28/04/201 1 10:44	334.0 7	0.00	55.63	0.00	59.6 1	59.4 6	59.5 5	0.13	-9.87	0%	Q 19.92	Q	-
28/04/201 1 10:59	339.5 9	0.00	53.34	0.00	61.6 1	59.3 4	61.5 1	2.43	-7.57	0%	Q 19.92	Q	-
28/04/201 1 11:14	336.3 3	0.00	57.91	0.00	61.5 8	60.1 4	60.1 4	1.58	-8.42	0%	Q 19.92	Q	-
28/04/201 1 11:29	337.3 6	0.00	56.39	0.00	60.5 3	56.8 4	59.2 1	3.43	-6.57	0%	Q 19.92	Q	-
28/04/201 1 11:44	334.8 8	0.00	52.58	0.00	60.2 6	56.3 7	60.7 1	4.64	-5.36	0%	Q 19.92	Q	-
28/04/201 1 11:59	337.7 7	0.00	54.86	0.00	62.0 8	57.9 4	58.9 6	4.06	-5.94	0%	Q 19.92	Q	-
28/04/201 1 12:14	346.2 8	0.00	55.25	0.00	62.1 8	59.5 5	57.0 7	4.33	-5.67	0%	Q 19.92	Q	-
28/04/201 1 12:29	346.7 1	0.00	53.34	0.00	62.1 7	60.0 5	58.8 4	3.01	-6.99	0%	Q 19.92	Q	-
28/04/201 1 12:44	344.7 7	0.00	52.96	0.00	64.3 7	58.5 8	58.2 6	6.57	-3.43	0%	Q 19.92	Q	-
28/04/201 1 12:59	337.8 4	0.00	51.82	0.00	62.9 0	57.9 6	56.7 6	6.24	-3.76	0%	Q 19.92	Q	-
28/04/201 1 13:14	344.1 7	0.00	46.10	0.00	61.4 3	60.0 6	58.7 1	2.27	-7.73	0%	Q 19.92	Q	-
28/04/201 1 13:29	339.7 2	0.00	45.34	0.00	63.0 6	59.2 3	58.4 1	4.69	-5.31	0%	Q 19.92	Q	-
28/04/201 1 13:44	337.4 2	0.00	46.10	0.00	64.3 4	59.3 7	56.7 6	6.95	-3.05	0%	Q 19.92	Q	-
28/04/201 1 13:59	335.2 0	0.00	42.29	0.00	61.6 0	58.3 6	57.5 8	4.09	-5.91	0%	Q 19.92	Q	-

28/04/201 1 14:14	339.3 1	0.00	39.62	0.00	60.2 0	59.0 0	59.3 2	1.17	-8.83	0%	Q 19.92	Q	-
28/04/201 1 14:29	337.4 5	0.00	39.62	0.00	61.4 2	58.7 8	54.5 8	6.32	-3.68	0%	Q 19.92	Q	-
28/04/201 1 14:44	329.8 9	0.00	35.81	0.00	62.3 1	55.6 4	52.6 7	9.56	-0.44	0%	Q 19.92	Q	-
28/04/201 1 14:59	328.1 3	0.00	36.20	0.00	60.7 3	56.5 3	53.6 6	6.59	-3.41	0%	Q 19.92	Q	-
28/04/201 1 15:14	326.7 8	0.00	36.20	0.00	64.1 8	54.3 2	53.6 7	11.83	1.83	20%	Q 19.92	Q	13.02
28/04/201 1 15:29	326.7 8	0.00	34.67	0.00	64.6 3	53.0 5	50.3 2	15.41	5.41	75%	Q 19.92	Q	48.82
28/04/201 1 15:44	320.9 2	0.00	31.62	0.00	61.9 8	51.4 1	52.0 9	12.36	2.36	20%	Q 19.92	Q	12.79
28/04/201 1 15:59	321.4 6	0.00	30.10	0.00	59.7 7	54.7 1	50.2 0	8.88	-1.12	0%	Q 19.92	Q	-
28/04/201 1 16:14	316.8 1	0.00	31.62	0.00	59.3 5	50.9 8	51.3 8	10.10	0.10	5%	Q 19.92	Q	3.16
28/04/201 1 16:29	318.2 3	0.00	25.53	0.00	58.3 7	51.3 5	55.7 7	6.91	-3.09	0%	Q 19.92	Q	-
28/04/201 1 16:44	319.8 1	0.00	24.38	0.00	59.8 8	50.1 7	53.7 0	9.70	-0.30	0%	Q 19.92	Q	-
28/04/201 1 16:59	315.1 2	0.00	24.00	0.00	58.0 1	50.9 9	52.6 9	7.63	-2.37	0%	Q 19.92	Q	-
28/04/201 1 17:14	315.1 8	0.00	21.72	0.00	57.0 2	50.3 3	55.3 5	7.20	-2.80	0%	Q 19.92	Q	-
28/04/201 1 17:29	308.9 5	0.00	20.96	0.00	55.5 8	48.8 5	53.9 9	7.49	-2.51	0%	Q 19.92	Q	-
28/04/201 1 17:44	312.4 7	0.00	25.15	0.00	58.6 7	49.7 8	54.9 9	8.63	-1.37	0%	Q 19.92	Q	-
28/04/201 1 17:59	327	0.00	58.67	0.00	63.6 2	58.3 9	64.5 0	6.08	-3.92	0%	Q 19.92	Q	-
28/04/201 1 18:14	394.4 7	0.00	62.10	0.00	74.8 8	73.0 9	78.0 9	3.63	-6.37	0%	Q 19.92	Q	-
28/04/201 1 18:29	445.7 3	0.00	59.44	0.00	81.1 0	83.4 3	83.7 2	1.99	-8.01	0%	Q 19.92	Q	-
28/04/201 1 18:44	473.7	0.00	58.67	0.00	82.2 3	84.5 4	86.6 1	2.64	-7.36	0%	Q 19.92	Q	-
28/04/201 1 18:59	474.8 7	0.00	55.25	0.00	80.7 8	82.3 7	87.3 6	4.62	-5.38	0%	Q 19.92	Q	-
28/04/201 1 19:14	480.2 2	0.00	53.34	0.00	81.1 9	86.9 6	86.2 0	4.24	-5.76	0%	Q 19.92	Q	-
28/04/201 1 19:29	466.7 6	0.00	54.86	0.00	80.1 3	85.0 8	82.4 3	3.07	-6.93	0%	Q 19.92	Q	-
28/04/201 1 19:44	455.6 3	0.00	54.10	0.00	76.1 8	82.1 1	81.5 4	4.71	-5.29	0%	Q 19.92	Q	-
28/04/201 1 19:59	451.2 7	0.00	51.82	0.00	74.8 4	80.9 8	82.5 8	5.82	-4.18	0%	Q 19.92	Q	-
28/04/201 1 20:14	441.2 1	0.00	53.34	0.00	75.4 5	78.1 9	78.3 3	2.42	-7.58	0%	Q 19.92	Q	-
28/04/201 1 20:29	431.2 7	0.00	52.58	0.00	73.7 0	76.6 5	75.7 4	2.21	-7.79	0%	Q 19.92	Q	-
28/04/201 1 20:44	422.4 6	0.00	52.58	0.00	73.2 4	74.8 7	71.5 6	2.27	-7.73	0%	Q 19.92	Q	-
28/04/201 1 20:59	410.9 1	0.00	53.34	0.00	70.6 2	71.3 6	69.9 6	1.01	-8.99	0%	Q 19.92	Q	-
28/04/201 1 21:14	391.9 7	0.00	54.10	0.00	68.1 6	66.0 9	70.2 9	3.09	-6.91	0%	Q 19.92	Q	-
28/04/201 1 21:29	381.0 4	0.00	56.39	0.00	66.5 8	64.1 2	67.5 9	2.99	-7.01	0%	Q 19.92	Q	-
28/04/201 1 21:44	357.4 9	0.00	49.15	0.00	60.4 2	58.8 3	61.9 5	2.60	-7.40	0%	Q 19.92	Q	-
28/04/201 1 21:59	329.7 2	0.00	48.77	0.00	55.1 9	55.7 8	59.2 9	4.47	-5.53	0%	Q 19.92	Q	-

28/04/201 1 22:14	313.5 6	0.00	48.39	0.00	50.9 5	51.8 9	57.4 1	7.48	-2.52	0%	Q 19.92	Q	-
28/04/201 1 22:29	297.7 3	0.00	48.01	0.00	48.4 2	49.4 2	51.6 0	3.59	-6.41	0%	Q 19.92	Q	-
28/04/201 1 22:44	279.4 5	0.00	49.53	0.00	45.9 7	46.9 9	48.4 3	2.76	-7.24	0%	Q 19.92	Q	-
28/04/201 1 22:59	261.1 3	0.00	48.39	0.00	43.2 1	44.6 0	47.0 8	4.71	-5.29	0%	Q 19.92	Q	-
28/04/201 1 23:14	247.9 5	0.00	48.77	0.00	41.8 7	42.3 6	44.2 7	3.35	-6.65	0%	Q 19.92	Q	-
28/04/201 1 23:29	239.9 2	0.00	49.15	0.00	39.0 9	42.1 4	42.9 6	5.57	-4.43	0%	Q 19.92	Q	-
28/04/201 1 23:44	232.4 5	0.00	48.77	0.00	38.4 4	41.5 5	41.6 4	5.19	-4.81	0%	Q 19.92	Q	-
28/04/201 1 23:59	227.9 1	0.00	49.15	0.00	36.5 0	40.3 6	40.2 9	6.53	-3.47	0%	Q 19.92	Q	-
29/04/201 1 00:14	224.4 0	0.00	50.29	0.00	36.9 4	40.5 5	40.8 0	6.31	-3.69	0%	Q 19.92	Q	-
29/04/201 1 00:29	223.0 4	0.00	48.39	0.00	36.6 5	40.1 6	39.7 9	5.70	-4.30	0%	Q 19.92	Q	-
29/04/201 1 00:44	219.5 9	0.00	46.48	0.00	35.0 0	40.6 1	38.7 8	8.21	-1.79	0%	Q 19.92	Q	-
29/04/201 1 00:59	213.6 7	0.00	47.24	0.00	34.1 1	39.0 3	37.7 7	7.74	-2.26	0%	Q 19.92	Q	-
29/04/201 1 01:14	211.6 6	0.00	44.58	0.00	34.1 4	39.2 9	36.5 9	7.14	-2.86	0%	Q 19.92	Q	-
29/04/201 1 01:29	207.5 5	0.00	44.58	0.00	34.7 9	38.5 0	37.0 9	5.44	-4.56	0%	Q 19.92	Q	-
29/04/201 1 01:44	207.6 2	0.00	44.96	0.00	33.4 0	39.3 3	37.0 5	8.73	-1.27	0%	Q 19.92	Q	-
29/04/201 1 01:59	207.3 8	0.00	46.48	0.00	34.5 5	38.5 5	37.0 3	5.88	-4.12	0%	Q 19.92	Q	-
29/04/201 1 02:14	209.4 0	0.00	50.67	0.00	34.2 6	38.3 0	38.5 6	7.51	-2.49	0%	Q 19.92	Q	-
29/04/201 1 02:29	208.3 0	0.00	48.39	0.00	33.6 2	39.3 6	37.1 8	8.44	-1.56	0%	Q 19.92	Q	-
29/04/201 1 02:44	208.4 1	0.00	46.10	0.00	32.9 7	37.9 8	38.2 1	9.39	-0.61	0%	Q 19.92	Q	-
29/04/201 1 02:59	206.3 3	0.00	48.39	0.00	33.4 1	37.6 9	37.3 2	7.55	-2.45	0%	Q 19.92	Q	-
29/04/201 1 03:14	208.7 9	0.00	50.29	0.00	33.1 4	38.3 9	37.7 5	9.02	-0.98	0%	Q 19.92	Q	-
29/04/201 1 03:29	211.5 5	0.00	51.05	0.00	33.6 9	40.2 2	38.5 6	10.14	0.14	5%	Q 19.92	Q	2.11
29/04/201 1 03:44	209.8 8	0.00	49.15	0.00	33.5 3	38.5 8	38.5 2	9.08	-0.92	0%	Q 19.92	Q	-
29/04/201 1 03:59	214.4 3	0.00	48.39	0.00	35.2 5	41.0 2	39.7 8	8.88	-1.12	0%	Q 19.92	Q	-
29/04/201 1 04:14	217.4 1	0.00	48.39	0.00	33.7 6	41.2 2	38.8 3	11.01	1.01	20%	Q 19.92	Q	8.66
29/04/201 1 04:29	221.5 7	0.00	51.05	0.00	35.3 0	42.5 1	40.0 4	10.14	0.14	5%	Q 19.92	Q	2.21
29/04/201 1 04:44	228.3 0	0.00	48.01	0.00	35.4 0	42.1 3	43.1 6	12.01	2.01	20%	Q 19.92	Q	9.10
29/04/201 1 04:59	238.2 7	0.00	43.82	0.00	36.4 2	45.4 2	45.8 4	14.43	4.43	50%	Q 19.92	Q	23.73
29/04/201 1 05:14	251.2 4	0.00	44.20	0.00	39.2 6	46.5 4	47.6 4	11.74	1.74	20%	Q 19.92	Q	10.01
29/04/201 1 05:29	252.5 6	0.00	46.10	0.00	39.2 3	41.7 9	43.6 0	5.56	-4.44	0%	Q 19.92	Q	-
29/04/201 1 05:44	238.0 8	0.00	46.48	0.00	38.3 4	40.5 2	43.5 8	6.78	-3.22	0%	Q 19.92	Q	-
29/04/201 1 05:59	252.5 2	0.00	44.58	0.00	42.4 4	42.5 5	44.0 9	2.47	-7.53	0%	Q 19.92	Q	-

29/04/201 1 06:14	258.1 8	0.00	34.67	0.00	39.6 7	44.4 8	43.7 7	6.97	-3.03	0%	Q 19.92	Q	-
29/04/201 1 06:29	255.4 9	0.00	14.48	0.76	41.6 4	44.0 9	42.5 8	3.09	-6.91	0%	Q 19.92	Q	-
29/04/201 1 06:44	249.2 5	0.00	12.95	0.38	38.4 1	42.4 4	43.6 8	7.47	-2.53	0%	Q 19.92	Q	-
29/04/201 1 06:59	241.5 4	0.00	15.24	0.38	38.5 9	41.9 9	42.8 3	6.19	-3.81	0%	Q 19.92	Q	-
29/04/201 1 07:14	242.8 5	0.00	19.05	0.00	39.8 7	41.0 8	43.6 9	5.16	-4.84	0%	Q 19.92	Q	-
29/04/201 1 07:29	243.5 5	0.00	19.43	0.00	42.0 9	40.6 2	47.1 5	8.92	-1.08	0%	Q 19.92	Q	-
29/04/201 1 07:44	250.6	0.00	24.38	0.00	42.3 5	40.2 6	44.7 2	5.36	-4.64	0%	Q 19.92	Q	-
29/04/201 1 07:59	264.1	0.00	31.62	0.00	46.9 7	43.9 9	50.0 9	6.54	-3.46	0%	Q 19.92	Q	-
29/04/201 1 08:14	250	0.00	36.58	0.00	47.6 6	46.2 0	47.5 6	1.99	-8.01	0%	Q 19.92	Q	-
29/04/201 1 08:29	279.0 2	0.00	40.77	0.00	52.9 4	47.8 7	50.7 2	5.23	-4.77	0%	Q 19.92	Q	-
29/04/201 1 08:44	290.5 5	0.00	40.39	0.00	50.7 1	48.6 7	53.3 6	4.81	-5.19	0%	Q 19.92	Q	-
29/04/201 1 08:59	296.3 1	0.00	47.24	0.00	52.4 5	51.5 3	53.7 1	2.18	-7.82	0%	Q 19.92	Q	-
29/04/201 1 09:14	293.7 3	0.00	49.53	0.00	54.1 6	47.5 7	52.0 3	7.19	-2.81	0%	Q 19.92	Q	-
29/04/201 1 09:29	297.1 1	0.00	50.67	0.00	53.8 4	49.7 0	54.6 2	5.73	-4.27	0%	Q 19.92	Q	-
29/04/201 1 09:44	304.0 7	0.00	52.96	0.00	56.3 5	50.5 0	56.4 0	7.20	-2.80	0%	Q 19.92	Q	-
29/04/201 1 09:59	307.6 5	0.00	51.44	0.00	56.6 9	49.7 7	55.3 3	7.71	-2.29	0%	Q 19.92	Q	-
29/04/201 1 10:14	310.6 3	0.00	51.05	0.00	54.6 1	50.7 2	56.8 5	6.18	-3.82	0%	Q 19.92	Q	-
29/04/201 1 10:29	309.1	0.00	52.58	0.00	54.7 1	52.9 8	58.5 1	5.61	-4.39	0%	Q 19.92	Q	-
29/04/201 1 10:44	312.7 6	0.00	57.91	0.00	55.0 9	51.3 7	58.5 0	6.58	-3.42	0%	Q 19.92	Q	-
29/04/201 1 10:59	313.0 3	0.00	58.29	0.00	56.4 2	53.1 6	55.5 7	3.43	-6.57	0%	Q 19.92	Q	-
29/04/201 1 11:14	312.5 6	0.00	66.29	0.00	58.5 0	53.0 2	53.1 8	6.56	-3.44	0%	Q 19.92	Q	-
29/04/201 1 11:29	312.5 9	0.00	64.01	0.00	57.0 4	54.2 7	53.7 0	3.70	-6.30	0%	Q 19.92	Q	-
29/04/201 1 11:44	318.8	0.00	60.58	0.00	58.8 1	54.1 6	53.2 7	6.13	-3.87	0%	Q 19.92	Q	-
29/04/201 1 11:59	321.2 1	0.00	60.96	0.00	59.0 4	54.8 7	53.9 4	5.52	-4.48	0%	Q 19.92	Q	-
29/04/201 1 12:14	322.1 6	0.00	68.96	0.00	61.1 1	52.5 3	55.2 5	8.55	-1.45	0%	Q 19.92	Q	-
29/04/201 1 12:29	204.6 2	0.00	67.06	0.00	51.0 2	51.2 1	56.8 2	7.17	-2.83	0%	Q 19.92	Q	-
29/04/201 1 12:44	303.9 2	0.00	67.44	0.00	52.6 1	53.5 2	53.8 9	1.37	-8.63	0%	Q 19.92	Q	-
29/04/201 1 12:59	313.5 8	0.00	61.34	0.00	58.5 2	54.1 9	57.4 8	4.48	-5.52	0%	Q 19.92	Q	-
29/04/201 1 13:14	321.7 6	0.00	58.29	0.00	59.4 2	51.7 6	57.2 3	7.80	-2.20	0%	Q 19.92	Q	-
29/04/201 1 13:29	321.5 1	0.00	57.91	0.00	58.5 8	53.1 1	55.6 4	5.03	-4.97	0%	Q 19.92	Q	-
29/04/201 1 13:44	317.6 3	0.00	57.15	0.00	59.0 2	54.0 6	52.3 6	7.02	-2.98	0%	Q 19.92	Q	-
29/04/201 1 13:59	311.6 7	0.00	52.58	0.00	56.3 3	50.0 3	52.7 0	6.24	-3.76	0%	Q 19.92	Q	-

29/04/201 1 14:14	311.6 6	0.00	53.72	0.00	59.4 0	53.1 5	55.6 4	5.95	-4.05	0%	Q 19.92	Q	-
29/04/201 1 14:29	311.3 1	0.00	51.44	0.00	59.2 7	49.1 8	53.6 0	9.73	-0.27	0%	Q 19.92	Q	-
29/04/201 1 14:44	312.6 2	0.00	50.29	0.00	58.4 6	51.6 1	56.6 4	7.13	-2.87	0%	Q 19.92	Q	-
29/04/201 1 14:59	320	0.00	50.29	0.00	58.6 6	51.4 8	55.8 9	6.98	-3.02	0%	Q 19.92	Q	-
29/04/201 1 15:14	315.2 4	0.00	52.20	0.00	60.4 1	52.9 0	54.7 3	7.85	-2.15	0%	Q 19.92	Q	-
29/04/201 1 15:29	315.8 9	0.00	50.29	0.00	59.7 1	49.2 3	54.9 0	9.86	-0.14	0%	Q 19.92	Q	-
29/04/201 1 15:44	314.5 4	0.00	49.91	0.00	57.1 5	50.5 4	52.7 4	6.87	-3.13	0%	Q 19.92	Q	-
29/04/201 1 15:59	307.9 4	0.00	46.86	0.00	58.7 4	49.5 0	51.1 8	10.54	0.54	5%	Q 19.92	Q	3.07
29/04/201 1 16:14	307.3 8	0.00	48.77	0.00	58.5 4	50.8 9	51.4 4	9.17	-0.83	0%	Q 19.92	Q	-
29/04/201 1 16:29	304.3 1	0.00	48.77	0.00	58.6 5	47.9 1	48.4 3	13.52	3.52	50%	Q 19.92	Q	30.31
29/04/201 1 16:44	299.5 3	0.00	49.53	0.00	54.5 7	47.4 7	52.3 0	7.73	-2.27	0%	Q 19.92	Q	-
29/04/201 1 16:59	296.7 2	0.00	49.91	0.00	52.5 9	45.4 8	52.7 7	9.55	-0.45	0%	Q 19.92	Q	-
29/04/201 1 17:14	290.6 7	0.00	47.24	0.00	54.1 1	46.8 1	49.1 5	8.17	-1.83	0%	Q 19.92	Q	-
29/04/201 1 17:29	295.5 2	0.00	44.20	0.00	57.1 6	48.0 9	51.3 5	9.50	-0.50	0%	Q 19.92	Q	-
29/04/201 1 17:44	307.7 2	0.00	40.77	0.00	56.7 0	53.5 5	57.1 2	4.02	-5.98	0%	Q 19.92	Q	-
29/04/201 1 17:59	336.8 9	0.00	51.44	0.00	67.3 6	58.4 5	61.1 6	8.08	-1.92	0%	Q 19.92	Q	-
29/04/201 1 18:14	386.3 6	0.00	78.11	0.00	74.2 0	71.8 3	72.9 2	1.67	-8.33	0%	Q 19.92	Q	-
29/04/201 1 18:29	432.5 9	0.00	77.34	0.00	79.4 8	79.6 3	79.2 3	0.27	-9.73	0%	Q 19.92	Q	-
29/04/201 1 18:44	448.3 9	0.00	80.39	0.00	79.8 7	80.3 2	79.1 3	0.81	-9.19	0%	Q 19.92	Q	-
29/04/201 1 18:59	456.0 5	0.00	79.63	0.00	80.1 3	81.6 2	80.6 4	1.02	-8.98	0%	Q 19.92	Q	-
29/04/201 1 19:14	460.7 6	0.00	77.34	0.00	80.9 6	80.9 4	80.7 5	0.16	-9.84	0%	Q 19.92	Q	-
29/04/201 1 19:29	456.9 8	0.00	75.82	0.00	79.0 7	80.5 3	80.3 8	1.15	-8.85	0%	Q 19.92	Q	-
29/04/201 1 19:44	450.8	0.00	72.01	0.00	77.0 8	78.6 2	78.5 9	1.30	-8.70	0%	Q 19.92	Q	-
29/04/201 1 19:59	441.8	0.00	62.48	0.00	76.2 3	77.9 4	77.1 8	1.15	-8.85	0%	Q 19.92	Q	-
29/04/201 1 20:14	433.7	0.00	60.58	0.00	73.3 2	78.4 1	74.3 3	4.06	-5.94	0%	Q 19.92	Q	-
29/04/201 1 20:29	425.1 1	0.00	59.44	0.00	70.6 4	74.0 4	72.3 8	2.37	-7.63	0%	Q 19.92	Q	-
29/04/201 1 20:44	411.8 3	0.00	57.53	0.00	69.7 0	72.7 7	70.5 3	2.49	-7.51	0%	Q 19.92	Q	-
29/04/201 1 20:59	398.2 7	0.00	56.77	0.00	67.5 2	67.6 9	68.0 9	0.48	-9.52	0%	Q 19.92	Q	-
29/04/201 1 21:14	381.6	0.00	60.20	0.00	65.8 1	64.9 1	65.0 4	0.85	-9.15	0%	Q 19.92	Q	-
29/04/201 1 21:29	365.4 3	0.00	58.29	0.00	61.4 5	60.4 8	62.4 0	1.57	-8.43	0%	Q 19.92	Q	-
29/04/201 1 21:44	343.7 8	0.00	54.48	0.00	57.9 0	57.5 2	57.6 5	0.36	-9.64	0%	Q 19.92	Q	-
29/04/201 1 21:59	314.7 7	0.00	55.25	0.00	54.6 0	52.9 6	52.5 1	2.33	-7.67	0%	Q 19.92	Q	-

29/04/201 1 22:14	299.7 7	0.00	57.53	0.00	48.2 7	51.0 1	51.4 1	3.90	-6.10	0%	Q 19.92	Q	-
29/04/201 1 22:29	276.5 9	0.00	56.77	0.00	45.0 6	47.0 5	46.8 1	2.69	-7.31	0%	Q 19.92	Q	-
29/04/201 1 22:44	260.8 4	0.00	56.39	0.00	44.8 7	44.7 7	43.5 0	1.98	-8.02	0%	Q 19.92	Q	-
29/04/201 1 22:59	245.3 9	0.00	58.29	0.00	40.6 5	43.1 4	41.0 0	3.71	-6.29	0%	Q 19.92	Q	-
29/04/201 1 23:14	234.9	0.00	57.15	0.00	38.1 3	41.2 6	40.1 8	4.33	-5.67	0%	Q 19.92	Q	-
29/04/201 1 23:29	225.4 8	0.00	57.91	0.00	35.9 4	40.3 0	39.3 6	6.73	-3.27	0%	Q 19.92	Q	-
29/04/201 1 23:44	219.9 7	0.00	57.53	0.00	34.9 9	39.3 3	38.4 2	6.89	-3.11	0%	Q 19.92	Q	-
29/04/201 1 23:59	211.4 7	0.00	54.48	0.00	33.0 3	38.1 8	38.3 7	9.57	-0.43	0%	Q 19.92	Q	-
30/04/201 1 00:14	206.8 1	0.00	52.58	0.00	32.6 2	36.7 7	37.4 0	8.36	-1.64	0%	Q 19.92	Q	-
30/04/201 1 00:29	203.3 4	0.00	52.20	0.00	32.8 1	36.7 2	37.8 0	8.29	-1.71	0%	Q 19.92	Q	-
30/04/201 1 00:44	201.1	0.00	51.82	0.00	31.4 7	37.1 3	36.4 1	10.09	0.09	5%	Q 19.92	Q	2.00
30/04/201 1 00:59	196.5 9	0.00	51.05	0.00	31.1 5	36.2 6	35.4 1	9.11	-0.89	0%	Q 19.92	Q	-
30/04/201 1 01:14	198	0.00	50.67	0.00	31.5 7	36.0 8	35.8 0	8.45	-1.55	0%	Q 19.92	Q	-
30/04/201 1 01:29	196.5 9	0.00	51.05	0.00	30.6 5	35.9 7	35.5 9	10.04	0.04	5%	Q 19.92	Q	1.96
30/04/201 1 01:44	192.2 5	0.00	49.53	0.00	30.0 5	35.8 3	36.3 0	11.77	1.77	20%	Q 19.92	Q	7.66
30/04/201 1 01:59	190.8 8	0.00	49.15	0.00	30.2 5	34.8 5	34.2 2	8.63	-1.37	0%	Q 19.92	Q	-
30/04/201 1 02:14	190.1 7	0.00	49.53	0.00	30.0 6	35.5 6	35.6 2	10.92	0.92	5%	Q 19.92	Q	1.89
30/04/201 1 02:29	192.3 2	0.00	52.96	0.00	30.4 5	35.2 4	34.9 1	9.19	-0.81	0%	Q 19.92	Q	-
30/04/201 1 02:44	191.1 5	0.00	51.44	0.00	30.0 5	36.2 9	35.2 7	11.28	1.28	20%	Q 19.92	Q	7.62
30/04/201 1 02:59	192.4 5	0.00	49.53	0.00	30.3 3	36.4 1	34.7 2	10.32	0.32	5%	Q 19.92	Q	1.92
30/04/201 1 03:14	193.1 6	0.00	49.91	0.00	30.6 4	35.5 7	35.1 3	9.30	-0.70	0%	Q 19.92	Q	-
30/04/201 1 03:29	193.2 6	0.00	51.05	0.00	30.7 7	36.0 6	35.5 3	9.82	-0.18	0%	Q 19.92	Q	-
30/04/201 1 03:44	195.0 2	0.00	49.53	0.00	30.9 3	36.1 4	35.0 7	9.15	-0.85	0%	Q 19.92	Q	-
30/04/201 1 03:59	194.7 5	0.00	48.39	0.00	30.8 5	36.4 7	35.3 4	9.85	-0.15	0%	Q 19.92	Q	-
30/04/201 1 04:14	198.0 3	0.00	51.44	0.00	31.8 0	38.1 4	36.8 6	10.67	0.67	5%	Q 19.92	Q	1.97
30/04/201 1 04:29	206.3 2	0.00	50.29	0.00	32.0 5	38.7 4	38.5 0	12.02	2.02	20%	Q 19.92	Q	8.22
30/04/201 1 04:44	208.8 1	0.00	49.53	0.00	32.2 9	40.5 5	40.7 8	14.74	4.74	50%	Q 19.92	Q	20.80
30/04/201 1 04:59	223.1 9	0.00	49.15	0.00	32.6 8	40.9 0	42.8 2	15.77	5.77	75%	Q 19.92	Q	33.34
30/04/201 1 05:14	224.2	0.00	48.01	0.00	32.3 8	36.1 0	39.5 6	10.09	0.09	5%	Q 19.92	Q	2.23
30/04/201 1 05:29	198.5 8	0.00	49.15	0.00	30.1 3	32.3 2	36.5 1	10.68	0.68	5%	Q 19.92	Q	1.98
30/04/201 1 05:44	196.1 5	0.00	46.86	0.00	31.6 8	36.6 5	39.3 4	11.73	1.73	20%	Q 19.92	Q	7.81
30/04/201 1 05:59	213.9 3	0.00	48.01	0.00	34.6 6	37.8 4	35.9 2	4.70	-5.30	0%	Q 19.92	Q	-

30/04/201 1 06:14	219.3	0.00	47.24	0.00	38.1 7	38.5 6	37.8 4	0.97	-9.03	0%	Q 19.92	Q	-
30/04/201 1 06:29	224.6 8	0.00	19.81	0.00	36.2 7	37.6 4	38.6 5	3.33	-6.67	0%	Q 19.92	Q	-
30/04/201 1 06:44	227.1 6	0.00	8.76	0.38	38.9 7	36.4 5	39.4 8	4.83	-5.17	0%	Q 19.92	Q	-
30/04/201 1 06:59	227.6 9	0.00	12.95	0.00	37.8 7	36.8 0	44.1 1	11.41	1.41	20%	Q 19.92	Q	9.07
30/04/201 1 07:14	227.3 6	0.00	14.10	0.00	38.2 1	37.6 0	43.8 2	9.89	-0.11	0%	Q 19.92	Q	-
30/04/201 1 07:29	240.6 8	0.00	18.67	0.00	40.2 4	41.2 0	44.6 6	6.25	-3.75	0%	Q 19.92	Q	-
30/04/201 1 07:44	245.7 4	0.00	20.96	0.00	41.4 7	40.9 3	49.0 1	11.89	1.89	20%	Q 19.92	Q	9.79
30/04/201 1 07:59	253.0 2	0.00	26.29	0.00	43.5 3	41.5 5	48.6 3	9.11	-0.89	0%	Q 19.92	Q	-
30/04/201 1 08:14	264.1 9	0.00	17.15	5.33	46.3 5	45.6 9	48.5 1	3.54	-6.46	0%	Q 19.92	Q	-
30/04/201 1 08:29	273.5 5	0.00	28.96	0.38	52.0 1	43.4 4	50.6 4	10.79	0.79	5%	Q 19.92	Q	2.72
30/04/201 1 08:44	281.9 4	0.00	28.96	0.00	51.3 1	47.4 1	49.5 7	4.09	-5.91	0%	Q 19.92	Q	-
30/04/201 1 08:59	293.7 4	0.00	36.20	0.00	53.5 3	47.6 7	53.1 0	7.32	-2.68	0%	Q 19.92	Q	-
30/04/201 1 09:14	299.0 7	0.00	41.15	0.00	54.8 0	52.2 2	57.4 3	4.77	-5.23	0%	Q 19.92	Q	-
30/04/201 1 09:29	303.0 1	0.00	44.58	0.00	55.5 1	53.1 2	53.5 4	2.69	-7.31	0%	Q 19.92	Q	-
30/04/201 1 09:44	312.5 9	0.00	48.39	0.00	57.3 4	54.4 6	57.2 1	3.33	-6.67	0%	Q 19.92	Q	-
30/04/201 1 09:59	314.5 5	0.00	45.34	0.00	56.5 6	50.5 1	57.1 5	7.73	-2.27	0%	Q 19.92	Q	-
30/04/201 1 10:14	313.9 8	0.00	51.44	0.00	58.3 2	53.5 6	56.8 0	4.74	-5.26	0%	Q 19.92	Q	-
30/04/201 1 10:29	327.5 7	0.00	51.44	0.00	60.7 8	58.4 6	56.0 0	4.13	-5.87	0%	Q 19.92	Q	-
30/04/201 1 10:44	325.9 2	0.00	53.72	0.00	60.2 3	54.1 5	53.3 9	7.70	-2.30	0%	Q 19.92	Q	-
30/04/201 1 10:59	330.7 3	0.00	53.34	0.00	60.4 0	59.2 5	58.6 4	1.63	-8.37	0%	Q 19.92	Q	-
30/04/201 1 11:14	339.3 8	0.00	52.96	0.00	61.2 0	61.2 9	59.3 5	2.08	-7.92	0%	Q 19.92	Q	-
30/04/201 1 11:29	340.7 1	0.00	73.91	0.00	61.9 5	59.1 9	58.1 7	3.65	-6.35	0%	Q 19.92	Q	-
30/04/201 1 11:44	337.1 9	0.00	71.25	0.00	60.7 9	59.6 3	59.1 3	1.57	-8.43	0%	Q 19.92	Q	-
30/04/201 1 11:59	341.7 2	0.00	69.72	0.00	62.9 0	59.5 9	61.1 6	2.75	-7.25	0%	Q 19.92	Q	-
30/04/201 1 12:14	337.2 3	0.00	69.34	0.00	59.1 9	57.0 7	55.9 2	3.13	-6.87	0%	Q 19.92	Q	-
30/04/201 1 12:29	331.7 7	0.00	65.53	0.00	58.9 5	54.9 6	56.8 3	3.58	-6.42	0%	Q 19.92	Q	-
30/04/201 1 12:44	330.3 2	0.00	63.63	0.00	61.8 3	58.2 2	57.9 3	3.93	-6.07	0%	Q 19.92	Q	-
30/04/201 1 12:59	329.5 3	0.00	62.87	0.00	60.7 0	57.4 7	54.1 2	5.76	-4.24	0%	Q 19.92	Q	-
30/04/201 1 13:14	329.4 2	0.00	62.87	0.00	61.4 6	58.6 2	58.1 9	3.43	-6.57	0%	Q 19.92	Q	-
30/04/201 1 13:29	268.1 3	0.00	62.48	0.00	57.3 6	55.8 9	52.1 3	5.44	-4.56	0%	Q 19.92	Q	-
30/04/201 1 13:44	323.5	0.00	60.58	0.00	57.9 3	59.3 5	55.2 6	3.92	-6.08	0%	Q 19.92	Q	-
30/04/201 1 13:59	329.8 3	0.00	60.20	0.00	59.6 1	58.9 8	55.8 8	3.91	-6.09	0%	Q 19.92	Q	-

30/04/201 1 14:14	326.4 6	0.00	56.01	0.00	60.7 1	57.2 3	58.2 2	3.39	-6.61	0%	Q 19.92	Q	-
30/04/201 1 14:29	328.1 1	0.00	56.01	0.00	60.6 6	55.5 2	56.5 2	5.37	-4.63	0%	Q 19.92	Q	-
30/04/201 1 14:44	332.4 2	0.00	54.48	0.00	60.8 3	56.3 4	54.6 2	6.23	-3.77	0%	Q 19.92	Q	-
30/04/201 1 14:59	327.9 2	0.00	52.58	0.00	61.8 0	55.5 9	54.5 6	7.82	-2.18	0%	Q 19.92	Q	-
30/04/201 1 15:14	329.4 1	0.00	52.96	0.00	59.7 3	56.1 6	55.1 1	4.79	-5.21	0%	Q 19.92	Q	-
30/04/201 1 15:29	323.9 1	0.00	51.44	0.00	62.2 1	57.7 2	53.6 7	7.51	-2.49	0%	Q 19.92	Q	-
30/04/201 1 15:44	327.0 4	0.00	52.58	0.00	58.3 6	54.7 6	53.2 5	5.24	-4.76	0%	Q 19.92	Q	-
30/04/201 1 15:59	318.5 4	0.00	51.44	0.00	59.7 4	53.5 0	54.7 6	6.68	-3.32	0%	Q 19.92	Q	-
30/04/201 1 16:14	325.6 1	0.00	48.77	0.00	60.7 3	52.1 7	56.1 7	7.76	-2.24	0%	Q 19.92	Q	-
30/04/201 1 16:29	327.1 3	0.00	48.77	0.00	61.3 0	57.0 1	55.9 7	5.52	-4.48	0%	Q 19.92	Q	-
30/04/201 1 16:44	332.6 1	0.00	47.24	0.00	61.9 6	57.5 1	53.7 0	7.34	-2.66	0%	Q 19.92	Q	-
30/04/201 1 16:59	330.9 4	0.00	46.48	0.00	57.5 8	54.7 3	55.7 0	2.82	-7.18	0%	Q 19.92	Q	-
30/04/201 1 17:14	333.7 5	0.00	42.29	0.00	60.7 7	55.4 9	60.0 2	5.57	-4.43	0%	Q 19.92	Q	-
30/04/201 1 17:29	339.0 8	0.00	39.24	0.00	57.0 1	55.7 5	59.2 8	3.37	-6.63	0%	Q 19.92	Q	-
30/04/201 1 17:44	330.6 1	0.00	39.62	0.00	58.9 4	52.7 6	60.8 5	8.27	-1.73	0%	Q 19.92	Q	-
30/04/201 1 17:59	343.6 6	0.00	57.15	0.00	63.5 1	57.7 1	65.5 2	7.29	-2.71	0%	Q 19.92	Q	-
30/04/201 1 18:14	391.6 2	0.00	79.25	0.00	76.1 0	76.1 3	77.0 6	0.82	-9.18	0%	Q 19.92	Q	-
30/04/201 1 18:29	441.6 1	0.00	75.44	0.00	83.0 3	80.2 6	80.0 6	2.36	-7.64	0%	Q 19.92	Q	-
30/04/201 1 18:44	467.8 5	0.00	73.91	0.00	83.6 6	81.4 0	83.4 9	1.75	-8.25	0%	Q 19.92	Q	-
30/04/201 1 18:59	471.2 1	0.00	70.10	0.00	84.9 3	84.3 5	84.0 3	0.58	-9.42	0%	Q 19.92	Q	-
30/04/201 1 19:14	473.9 1	0.00	71.25	0.00	83.7 6	84.4 6	84.2 1	0.46	-9.54	0%	Q 19.92	Q	-
30/04/201 1 19:29	472.6 5	0.00	69.34	0.00	81.1 7	84.5 4	81.7 4	2.49	-7.51	0%	Q 19.92	Q	-
30/04/201 1 19:44	460.3 1	0.00	70.87	0.00	80.3 0	82.2 8	79.4 6	1.98	-8.02	0%	Q 19.92	Q	-
30/04/201 1 19:59	460.3 1	0.00	68.58	0.00	78.8 9	81.3 4	81.4 1	2.06	-7.94	0%	Q 19.92	Q	-
30/04/201 1 20:14	455.3 4	0.00	65.53	0.00	77.2 3	81.0 8	79.5 9	2.61	-7.39	0%	Q 19.92	Q	-
30/04/201 1 20:29	450.8 5	0.00	65.15	0.00	76.3 1	80.0 9	78.3 8	2.49	-7.51	0%	Q 19.92	Q	-
30/04/201 1 20:44	440.4 5	0.00	63.25	0.00	74.2 5	76.2 1	75.9 3	1.61	-8.39	0%	Q 19.92	Q	-
30/04/201 1 20:59	423.5 4	0.00	64.77	0.00	73.0 5	74.3 2	71.1 9	2.28	-7.72	0%	Q 19.92	Q	-
30/04/201 1 21:14	408.0 1	0.00	65.91	0.00	73.1 6	67.9 0	69.4 4	4.27	-5.73	0%	Q 19.92	Q	-
30/04/201 1 21:29	395.5 8	0.00	64.77	0.00	68.6 6	67.8 8	68.0 7	0.67	-9.33	0%	Q 19.92	Q	-
30/04/201 1 21:44	380.2 9	0.00	64.77	0.00	65.3 1	62.7 7	66.1 6	3.05	-6.95	0%	Q 19.92	Q	-
30/04/201 1 21:59	351.3 8	0.00	67.06	0.00	59.2 2	60.6 7	62.2 4	2.52	-7.48	0%	Q 19.92	Q	-

30/04/201 1 22:14	333.9 2	0.00	65.91	0.00	56.9 1	55.5 0	58.6 6	2.87	-7.13	0%	Q 19.92	Q	-
30/04/201 1 22:29	319.6 9	0.00	62.48	0.00	55.2 0	54.2 5	54.9 2	0.99	-9.01	0%	Q 19.92	Q	-
30/04/201 1 22:44	304.8 9	0.00	62.87	0.00	50.2 0	50.0 8	53.7 3	4.66	-5.34	0%	Q 19.92	Q	-
30/04/201 1 22:59	286.9 4	0.00	62.48	0.00	48.5 6	48.2 7	51.0 9	3.62	-6.38	0%	Q 19.92	Q	-
30/04/201 1 23:14	274.3 9	0.00	63.25	0.00	44.9 3	45.8 2	49.1 4	5.38	-4.62	0%	Q 19.92	Q	-
30/04/201 1 23:29	262.3 4	0.00	61.72	0.00	44.0 3	44.6 3	48.8 3	6.55	-3.45	0%	Q 19.92	Q	-
30/04/201 1 23:44	253.1 4	0.00	61.34	0.00	42.5 8	42.9 0	47.4 6	7.10	-2.90	0%	Q 19.92	Q	-
30/04/201 1 23:59	247.7 9	0.00	61.34	0.00	41.9 1	42.0 8	45.4 1	5.28	-4.72	0%	Q 19.92	Q	-
01/05/201 1 00:14	240.1 1	0.00	56.39	0.00	39.9 2	41.1 7	45.2 6	7.46	-2.54	0%	Q 19.92	Q	-
01/05/201 1 00:29	234.3 5	0.00	54.10	0.00	37.5 4	39.3 4	43.9 7	9.15	-0.85	0%	Q 19.92	Q	-
01/05/201 1 00:44	228.1 5	0.00	54.48	0.00	38.6 7	40.3 1	40.1 9	2.65	-7.35	0%	Q 19.92	Q	-
01/05/201 1 00:59	222.9	0.00	53.72	0.00	37.6 3	39.7 6	40.9 6	4.61	-5.39	0%	Q 19.92	Q	-
01/05/201 1 01:14	224.3 3	0.00	52.20	0.00	37.1 4	39.5 0	41.6 1	5.78	-4.22	0%	Q 19.92	Q	-
01/05/201 1 01:29	221.6 5	0.00	53.34	0.00	36.0 7	39.3 7	40.1 8	6.41	-3.59	0%	Q 19.92	Q	-
01/05/201 1 01:44	217.9	0.00	53.72	0.00	35.4 9	38.6 2	41.5 4	7.94	-2.06	0%	Q 19.92	Q	-
01/05/201 1 01:59	219.6 5	0.00	53.34	0.00	35.2 1	39.5 1	40.8 2	8.58	-1.42	0%	Q 19.92	Q	-
01/05/201 1 02:14	216.2 4	0.00	52.58	0.00	34.6 6	38.6 3	40.2 1	8.39	-1.61	0%	Q 19.92	Q	-
01/05/201 1 02:29	215.7	0.00	53.34	0.00	35.8 1	38.5 2	40.6 2	6.54	-3.46	0%	Q 19.92	Q	-
01/05/201 1 02:44	214.4 7	0.00	54.86	0.00	34.3 8	38.5 0	39.6 4	8.34	-1.66	0%	Q 19.92	Q	-
01/05/201 1 02:59	213.5 5	0.00	53.72	0.00	34.0 1	37.9 5	38.7 6	7.85	-2.15	0%	Q 19.92	Q	-
01/05/201 1 03:14	209.3 1	0.00	54.10	0.00	34.1 0	38.1 9	37.4 9	6.81	-3.19	0%	Q 19.92	Q	-
01/05/201 1 03:29	208	0.00	54.48	0.00	33.2 5	38.3 4	38.3 5	9.27	-0.73	0%	Q 19.92	Q	-
01/05/201 1 03:44	206.2 2	0.00	55.63	0.00	33.5 6	37.5 8	37.8 2	7.60	-2.40	0%	Q 19.92	Q	-
01/05/201 1 03:59	209.4 3	0.00	53.34	0.00	34.9 1	38.7 8	37.8 2	6.08	-3.92	0%	Q 19.92	Q	-
01/05/201 1 04:14	210.2 6	0.00	53.72	0.00	34.5 5	39.0 7	39.5 9	8.44	-1.56	0%	Q 19.92	Q	-
01/05/201 1 04:29	215.0 5	0.00	53.34	0.00	34.7 6	40.5 9	38.8 5	8.69	-1.31	0%	Q 19.92	Q	-
01/05/201 1 04:44	215.9 3	0.00	51.44	0.00	34.2 6	40.4 1	41.4 5	11.49	1.49	20%	Q 19.92	Q	8.60
01/05/201 1 04:59	226.5 9	0.00	50.67	0.00	37.0 4	41.2 2	40.5 2	6.45	-3.55	0%	Q 19.92	Q	-
01/05/201 1 05:14	225.0 1	0.00	51.05	0.00	34.6 1	38.1 2	37.8 7	6.12	-3.88	0%	Q 19.92	Q	-
01/05/201 1 05:29	194.3 7	0.00	52.20	0.00	28.4 2	31.3 3	32.0 0	7.07	-2.93	0%	Q 19.92	Q	-
01/05/201 1 05:44	184.5 1	0.00	54.10	0.00	31.3 1	31.9 7	32.7 0	2.21	-7.79	0%	Q 19.92	Q	-
01/05/201 1 05:59	193.6 6	0.00	52.58	0.00	31.4 4	36.0 2	32.0 7	8.57	-1.43	0%	Q 19.92	Q	-

01/05/201 1 06:14	196.7 8	0.00	44.96	0.00	32.8 6	35.5 8	32.5 9	5.65	-4.35	0%	Q 19.92	Q	-
01/05/201 1 06:29	202.2 3	0.00	17.91	0.38	33.8 6	37.3 8	35.6 4	4.96	-5.04	0%	Q 19.92	Q	-
01/05/201 1 06:44	213.8	0.00	5.72	1.14	36.1 0	37.6 5	38.0 7	3.15	-6.85	0%	Q 19.92	Q	-
01/05/201 1 06:59	223.9 7	0.00	9.53	0.00	35.9 3	38.2 5	40.9 9	6.77	-3.23	0%	Q 19.92	Q	-
01/05/201 1 07:14	232.2 1	0.00	11.81	0.38	36.9 1	39.1 7	41.2 1	5.59	-4.41	0%	Q 19.92	Q	-
01/05/201 1 07:29	235.5 5	0.00	11.81	0.00	38.1 8	41.2 8	44.7 4	8.07	-1.93	0%	Q 19.92	Q	-
01/05/201 1 07:44	247.7 6	0.00	12.19	0.00	40.8 4	43.3 7	48.1 2	9.09	-0.91	0%	Q 19.92	Q	-
01/05/201 1 07:59	253.9 5	0.00	14.86	0.00	44.3 6	42.9 0	47.1 4	5.22	-4.78	0%	Q 19.92	Q	-
01/05/201 1 08:14	265.5 8	0.00	20.19	0.00	46.0 5	45.4 0	50.8 2	7.16	-2.84	0%	Q 19.92	Q	-
01/05/201 1 08:29	276.6 5	0.00	24.77	0.00	49.5 4	44.7 9	52.6 2	8.56	-1.44	0%	Q 19.92	Q	-
01/05/201 1 08:44	283.1 1	0.00	26.29	0.00	48.3 4	47.1 5	52.2 8	6.14	-3.86	0%	Q 19.92	Q	-
01/05/201 1 08:59	289.6 6	0.00	30.86	0.00	50.6 1	49.0 9	52.6 6	3.69	-6.31	0%	Q 19.92	Q	-
01/05/201 1 09:14	287.8	0.00	33.91	0.00	49.5 3	49.7 0	52.2 1	3.43	-6.57	0%	Q 19.92	Q	-
01/05/201 1 09:29	292.1 6	0.00	32.77	0.00	48.1 5	48.0 3	53.3 3	7.01	-2.99	0%	Q 19.92	Q	-
01/05/201 1 09:44	294.8 4	0.00	32.39	0.00	50.7 6	51.0 4	56.2 4	6.76	-3.24	0%	Q 19.92	Q	-
01/05/201 1 09:59	304.7 1	0.00	38.86	0.00	54.7 3	52.4 6	57.6 2	4.88	-5.12	0%	Q 19.92	Q	-
01/05/201 1 10:14	311.0 8	0.00	42.67	0.00	53.6 5	52.7 5	57.3 1	5.02	-4.98	0%	Q 19.92	Q	-
01/05/201 1 10:29	302.8 8	0.00	40.77	0.00	52.2 1	53.4 8	55.2 3	2.96	-7.04	0%	Q 19.92	Q	-
01/05/201 1 10:44	300.4 6	0.00	41.53	0.00	51.7 9	52.4 7	55.7 9	4.57	-5.43	0%	Q 19.92	Q	-
01/05/201 1 10:59	306.2 3	0.00	40.01	0.00	54.1 6	54.0 3	57.2 4	3.80	-6.20	0%	Q 19.92	Q	-
01/05/201 1 11:14	301.1 8	0.00	42.29	0.00	54.1 4	52.6 7	54.3 5	1.95	-8.05	0%	Q 19.92	Q	-
01/05/201 1 11:29	305.2 7	0.00	42.29	0.00	53.1 1	53.8 5	54.3 4	1.22	-8.78	0%	Q 19.92	Q	-
01/05/201 1 11:44	305.6 9	0.00	44.20	0.00	52.6 5	53.0 8	54.5 5	2.10	-7.90	0%	Q 19.92	Q	-
01/05/201 1 11:59	308.6 9	0.00	46.48	0.00	55.5 8	54.3 6	55.0 4	1.15	-8.85	0%	Q 19.92	Q	-
01/05/201 1 12:14	313.2 1	0.00	42.67	0.00	55.5 2	53.7 0	54.3 0	1.86	-8.14	0%	Q 19.92	Q	-
01/05/201 1 12:29	268.8 2	0.00	39.62	0.00	50.8 6	52.4 8	42.0 4	13.25	3.25	50%	Q 19.92	Q	26.77
01/05/201 1 12:44	283.6 1	0.00	37.72	0.00	52.2 1	53.4 8	45.7 6	9.36	-0.64	0%	Q 19.92	Q	-
01/05/201 1 12:59	288.6 1	0.00	34.29	0.00	52.5 0	52.9 4	43.8 1	11.94	1.94	20%	Q 19.92	Q	11.50
01/05/201 1 13:14	289.3 8	0.00	32.77	0.00	52.0 1	53.4 1	45.2 5	9.90	-0.10	0%	Q 19.92	Q	-
01/05/201 1 13:29	282.4 5	0.00	34.67	0.00	51.8 0	51.2 9	43.3 2	11.24	1.24	20%	Q 19.92	Q	11.25
01/05/201 1 13:44	284.7 1	0.00	33.91	0.00	52.6 0	52.1 9	43.6 5	11.78	1.78	20%	Q 19.92	Q	11.34
01/05/201 1 13:59	286.1	0.00	28.96	0.00	53.1 2	50.7 8	46.2 8	7.55	-2.45	0%	Q 19.92	Q	-

01/05/201 1 14:14	286.6	0.00	28.96	0.00	52.7 9	49.6 5	44.7 1	8.85	-1.15	0%	Q 19.92	Q	-
01/05/201 1 14:29	290.2 6	0.00	29.72	0.00	53.2 2	52.6 2	47.0 5	7.68	-2.32	0%	Q 19.92	Q	-
01/05/201 1 14:44	289.4 1	0.00	30.48	0.00	54.8 3	52.4 4	43.6 6	13.22	3.22	50%	Q 19.92	Q	28.83
01/05/201 1 14:59	267.6 5	0.00	28.96	0.00	51.3 5	48.1 1	49.1 6	3.65	-6.35	0%	Q 19.92	Q	-
01/05/201 1 15:14	300.3 3	0.00	29.34	0.00	54.9 0	52.1 6	52.2 9	3.36	-6.64	0%	Q 19.92	Q	-
01/05/201 1 15:29	309.9 2	0.00	26.67	0.00	54.1 9	49.1 3	52.3 5	5.32	-4.68	0%	Q 19.92	Q	-
01/05/201 1 15:44	305 0.00	25.15	0.00	53.3 6	51.4 2	50.7 4	2.93	-7.07	0%	Q 19.92	Q	-	
01/05/201 1 15:59	298.5 6	0.00	25.53	0.00	53.6 7	49.3 4	47.8 6	6.72	-3.28	0%	Q 19.92	Q	-
01/05/201 1 16:14	304.6 4	0.00	24.77	0.00	54.7 8	48.8 5	49.3 7	7.41	-2.59	0%	Q 19.92	Q	-
01/05/201 1 16:29	298.8 7	0.00	19.81	0.00	51.8 3	50.1 4	47.7 1	4.38	-5.62	0%	Q 19.92	Q	-
01/05/201 1 16:44	296.2 8	0.00	20.96	0.00	52.4 3	49.0 6	53.6 2	5.11	-4.89	0%	Q 19.92	Q	-
01/05/201 1 16:59	296.6 7	0.00	17.15	0.00	53.2 6	48.5 0	49.8 6	5.38	-4.62	0%	Q 19.92	Q	-
01/05/201 1 17:14	300.9 1	0.00	16.38	0.00	52.0 2	49.0 5	51.9 8	3.85	-6.15	0%	Q 19.92	Q	-
01/05/201 1 17:29	305.5 5	0.00	13.72	0.00	54.8 8	51.4 9	51.1 0	4.55	-5.45	0%	Q 19.92	Q	-
01/05/201 1 17:44	313.7 8	0.00	16.38	0.00	56.3 3	54.1 9	54.1 8	2.60	-7.40	0%	Q 19.92	Q	-
01/05/201 1 17:59	339.4 9	0.00	43.05	0.00	65.4 0	65.4 2	63.2 9	2.18	-7.82	0%	Q 19.92	Q	-
01/05/201 1 18:14	397.5 2	0.00	62.87	0.00	72.2 6	75.0 1	73.6 3	1.87	-8.13	0%	Q 19.92	Q	-
01/05/201 1 18:29	427.6 0.00	60.58	0.00	76.0 6	80.1 4	77.3 1	2.96	-7.04	0%	Q 19.92	Q	-	
01/05/201 1 18:44	444.0 9	0.00	59.06	0.00	77.5 9	80.2 6	79.6 7	2.00	-8.00	0%	Q 19.92	Q	-
01/05/201 1 18:59	451.8 3	0.00	61.34	0.00	80.5 0	80.7 1	78.9 8	1.35	-8.65	0%	Q 19.92	Q	-
01/05/201 1 19:14	449.5 4	0.00	60.20	0.00	77.3 8	79.6 5	79.1 5	1.71	-8.29	0%	Q 19.92	Q	-
01/05/201 1 19:29	440.6 2	0.00	62.48	0.00	77.3 5	78.6 8	75.6 8	2.02	-7.98	0%	Q 19.92	Q	-
01/05/201 1 19:44	435.1 4	0.00	61.72	0.00	75.1 0	76.7 9	75.4 0	1.36	-8.64	0%	Q 19.92	Q	-
01/05/201 1 19:59	429.8 3	0.00	58.67	0.00	74.5 8	75.4 4	74.0 8	0.99	-9.01	0%	Q 19.92	Q	-
01/05/201 1 20:14	418.1 3	0.00	58.67	0.00	70.2 0	73.4 2	71.3 2	2.48	-7.52	0%	Q 19.92	Q	-
01/05/201 1 20:29	405.7 8	0.00	61.34	0.00	69.2 1	71.8 1	69.6 7	2.25	-7.75	0%	Q 19.92	Q	-
01/05/201 1 20:44	393.4 5	0.00	61.34	0.00	67.1 9	68.3 2	66.1 9	1.62	-8.38	0%	Q 19.92	Q	-
01/05/201 1 20:59	383.8 2	0.00	61.34	0.00	64.9 3	66.4 1	64.2 2	1.88	-8.12	0%	Q 19.92	Q	-
01/05/201 1 21:14	367.2 1	0.00	60.96	0.00	62.2 7	63.3 0	59.9 9	3.01	-6.99	0%	Q 19.92	Q	-
01/05/201 1 21:29	353.2 1	0.00	56.39	0.00	60.1 0	61.1 6	58.6 7	2.18	-7.82	0%	Q 19.92	Q	-
01/05/201 1 21:44	344.4 8	0.00	59.82	0.00	59.4 5	56.8 5	58.9 3	2.67	-7.33	0%	Q 19.92	Q	-
01/05/201 1 21:59	326.8 2	0.00	59.82	0.00	54.3 0	54.0 2	54.3 5	0.37	-9.63	0%	Q 19.92	Q	-

01/05/201 1 22:14	305.8 5	0.00	57.15	0.00	50.3 8	53.8 1	53.2 2	3.98	-6.02	0%	Q 19.92	Q	-
01/05/201 1 22:29	295.2 3	0.00	52.20	0.00	49.3 9	51.9 4	51.7 8	3.23	-6.77	0%	Q 19.92	Q	-
01/05/201 1 22:44	284.4	0.00	54.48	0.00	48.4 0	47.5 4	50.4 3	3.36	-6.64	0%	Q 19.92	Q	-
01/05/201 1 22:59	270.8	0.00	53.72	0.00	44.1 2	45.0 1	50.0 9	7.94	-2.06	0%	Q 19.92	Q	-
01/05/201 1 23:14	258.5 4	0.00	54.10	0.00	41.2 8	44.1 0	45.8 0	5.60	-4.40	0%	Q 19.92	Q	-
01/05/201 1 23:29	244.4 9	0.00	53.72	0.00	38.5 3	42.6 9	44.3 6	7.96	-2.04	0%	Q 19.92	Q	-
01/05/201 1 23:44	236.2 8	0.00	56.01	0.00	37.2 7	40.9 2	44.4 6	8.84	-1.16	0%	Q 19.92	Q	-